

Chapter 14: North America

Coordinating Lead Authors: Jeffrey A. Hicke (USA), Simone Lucatello (Mexico), Linda D. Mortsch (Canada)

Lead Authors: Jackie Dawson (Canada), Mauricio Domínguez Aguilar (Mexico), Carolyn A.F. Enquist (USA), Elisabeth A. Gilmore (USA/Canada), David S. Gutzler (USA), Sherilee Harper (Canada), Kirstin Holsman (USA), Elizabeth B. Jewett (USA), Timothy A. Kohler (USA), Kathleen Miller (USA)

Contributing Authors: Taylor Armstrong (USA), Craig Brown (Canada), Polly C. Buotte (USA), Malinda Chase (USA), Cecilia Conde (Mexico), Nikki Cooley (USA), Karen Cozzetto (USA), Ashlee Cunsolo (Canada), Dalee Sambo Dorough (USA), Jeffrey Dukes (USA), Emile Elias (USA), Luis Fernandez (Mexico), Halley Froehlich (USA), Elliott Hazen (USA), Blas Perez Henriquez (Mexico), Melissa Kenney (USA), Salvador Lluch (Mexico), Dara Marks-Marino (USA), Deborah McGregor (Canada), Matto Mildenberger (Canada), Alejandro Monterosso (Mexico), Michelle Rutty (Canada), Silvia Salas (Mexico), Miguel Sioui (Canada), Gustavo Sosa (Mexico), Kyle Whyte (USA)

Chapter Scientist: Polly C. Buotte (USA)

Review Editors: Margot Hurlbert (Canada), Linda Mearns (USA)

Date of Draft: 1 October 2021

Notes: TSU Compiled Version

Table of Contents

Executive Summary	3
14.1 Introduction and Point of Departure	7
14.1.1 Context.....	9
14.2 Current and Future Climate in North America	9
14.2.1 Observed Changes in North American Climate.....	10
14.2.2 Projected Changes in North American Climate.....	12
FAQ 14.1: How has climate change contributed to recent extreme events in North America and their impacts?	13
14.3 Perception of Climate Change Hazards, Risks, and Adaptation in North America	14
14.3.1 Climate Change as a Salient Issue.....	14
14.3.2 Public Perceptions, Opinions and Understanding of Climate Change.....	15
14.3.3 Building Consensus on Climate Change.....	16
14.3.4 Factors Influencing Perceptions of Climate Change Risks and Adaptation Action.....	17
Box 14.1: Integrating Indigenous ‘Responsibility-Based Thinking’ into Climate Change Adaptation and Mitigation Strategies	18
14.4 Indigenous Peoples and Climate Change	19
14.5 Observed Impacts, Projected Risks, and Adaptation by Sector	22
14.5.1 Terrestrial and Freshwater Ecosystems and Communities.....	22
Box 14.2: Wildfire in North America	25
14.5.2 Ocean and Coastal Social-Ecological Systems.....	28
Box 14.3: Marine Heatwaves	30
14.5.3 Water Resources.....	31
14.5.4 Food, Fibre, and Other Ecosystem Products.....	38
14.5.5 Cities, Settlements and Infrastructure.....	46
Box 14.4: Sea Level Rise Risks and Adaptation Responses for Selected North American Cities and Settlements	50
14.5.6 Health and Wellbeing.....	53
14.5.7 Tourism and Recreation.....	59

1	14.5.8 Economic Activities and Sectors in North America.....	62
2	Box 14.5: Climate Change Impacts on Trade Affecting North America.....	66
3	Box 14.6: The Costs and Economic Consequences of Climate Change in North America.....	67
4	14.5.9 Livelihoods.....	69
5	14.5.10 Violence, Crime, and Security.....	71
6	14.6 Key Risks.....	74
7	14.6.1 Key Risks of Climate Change for North America.....	74
8	14.6.2 Key Risks across Sectors in North America.....	75
9	14.6.3 Cumulative risk, tipping points, thresholds and limits.....	77
10	FAQ 14.2: What can we learn from the North American past about adapting to climate change?.....	78
11	14.7 Adaptation in North America.....	81
12	14.7.1 Overview of Observed Adaptation in North America.....	81
13	14.7.2 The Solution Space.....	84
14	Box 14.7: Nature-based Solutions to Support Adaptation to Climate Change.....	90
15	FAQ 14.4: What are some effective strategies for adapting to climate change that have been	
16	implemented across North America, and are there limits to our ability to adapt successfully to	
17	future change?	93
18	References.....	95
19		
20		

Executive Summary

Since AR5, climate change impacts have become more frequent, intense, and have affected many millions of people from every region and sector across North America (Canada, US and Mexico). Accelerating climate change hazards pose significant risks to the wellbeing of North American populations and the natural, managed and human systems on which they depend (*high confidence*¹). Addressing these risks have been made more urgent by delays due to misinformation about climate science that has sowed uncertainty, and impeded recognition of risk (*high confidence*). {14.2, 14.3}

Without limiting warming to 1.5°C, key risks to North America are expected to intensify rapidly by mid-century (*high confidence*). These risks will result in irreversible changes to ecosystems, mounting damages to infrastructure and housing, stress on economic sectors, and disruption of livelihoods, mental and physical health, leisure, and safety. Immediate, widespread, and coordinated implementation of adaptation measures aimed at reducing risks and focused on equity have the greatest potential to maintain and improve the quality of life for North Americans, ensure sustainable livelihoods, and protect the long-term biodiversity, and ecological and economic productivity in North America (*high confidence*). Enhanced sharing of resources and tools for adaptation across economic, social, cultural and national entities enables more effective short- and long-term responses to climate change. {14.2, 14.4, 14.5, 14.6, 14.7}

Past and Current Impacts and Adaptation

Over the past 20 years, climate change impacts across North America have become more frequent, intense and affect more of the population (*high confidence*). Despite scientific certainty of the anthropogenic influence on climate change, misinformation and politicization of climate change science has created polarization in public and policy domains in North America, particularly in the US, limiting climate action (*high confidence*). Vested interests have generated rhetoric and misinformation that undermines climate science and disregards risk and urgency (*medium confidence*). Resultant public misperception of climate risks and polarized public support for climate actions is delaying urgent adaptation planning and implementation (*high confidence*). Including Indigenous knowledge, communication and outreach as well as collaborations to co-create equitable solutions are critical for successful climate action. {Box 14.1, 14.3, 14.7}

Climate change has negatively impacted human health and wellbeing in North America (*very high confidence*). High temperatures have increased mortality and morbidity (*very high confidence*), with impacts that vary by age, gender, location, and socioeconomic conditions (*very high confidence*). Changes in temperature and precipitation have increased risk of vectorborne (*very high confidence*), waterborne (*high confidence*), and foodborne diseases (*very high confidence*). Changes in climate and extreme events have been linked to wide-ranging negative mental health outcomes (*high confidence*). The loss of access to marine and terrestrial sources of protein has impacted the nutrition of subsistence-dependent communities across North America (*high confidence*). Climate change has increased the extent of warmer and drier conditions favourable for wildfires (*medium confidence*) that increase respiratory distress from smoke (*very high confidence*). {14.5.2, 14.5.6, Box 14.2}

North American food production is increasingly affected by climate change (*high confidence*), with immediate impacts on the food and nutritional security of Indigenous Peoples. Climate change and extreme weather events have impacted North American agroecosystems (*high confidence*), with crop-specific effects that vary in direction and magnitude by event and location. Climate change has generally reduced agricultural productivity by 12.5% since 1961, with progressively greater losses moving south from Canada to Mexico and in drought-prone rainfed systems (*high confidence*) while favorable conditions increased yields of maize, soybeans in regions like the US Great Plains. Loss of availability and access to marine and terrestrial sources of protein has impaired food security and nutrition of subsistence-dependent

¹ In this Report, the following summary terms are used to describe the available evidence: limited, medium, or robust; and for the degree of agreement: low, medium, or high. A level of confidence is expressed using five qualifiers: very low, low, medium, high, and very high, and typeset in italics, e.g., *medium confidence*. For a given evidence and agreement statement, different confidence levels can be assigned, but increasing levels of evidence and degrees of agreement are correlated with increasing confidence.

Indigenous Peoples across North America (*high confidence*). Climate change has impacted aquaculture (*high confidence*) and induced rapid redistribution of species (*very high confidence*), and population declines of multiple key fisheries (*high confidence*). {14.5.4, 14.5.6, 14.7}

Climate change has impaired North American freshwater resources and reduced supply security (*high confidence*). Reduced snowpack and earlier runoff (*high confidence*) have adversely affected aquatic ecosystems and freshwater availability for human uses (*medium confidence*). Recent severe droughts, floods and harmful algal and pathogen events have caused harm to large populations and key economic sectors (*high confidence*). Heavy exploitation of limited water supplies, especially in the western US and northern Mexico, and deteriorating freshwater management infrastructure, have heightened the risks (*high confidence*). Effective examples of freshwater resource adaptation planning are already underway, but coordinated adaptation implementation across multiple conflicting interests and users is complicated and time consuming (*high confidence*). {14.5.1, 14.5.2, 14.5.3}

Extreme events and climate hazards are adversely affecting economic activities across North America and have disrupted supply-chain infrastructure and trade (*high confidence*). Larger losses and adaptation costs are observed for sectors with high climate exposures, including tourism, fisheries, and agriculture (*high confidence*) and outdoor labor (*medium confidence*). Disaster planning and spending, insurance, markets, and individual and household level adaptation have acted to moderate effects to date (*medium confidence*). Entrenched socioeconomic vulnerabilities have amplified climate impacts for marginalized groups, including Indigenous Peoples due to the impact of colonialism and discrimination (*medium confidence*). {14.5.4, 14.5.5, 14.5.6, 14.5.7, 14.5.9, Box 14.1, Box 14.5, Box 14.6}

North American cities and settlements have been affected by increasing severity and frequency of climate hazards and extreme events (*high confidence*), which has contributed to, infrastructure damage, livelihood losses, damage to heritage resources, and safety concerns. Impacts are particularly apparent for Indigenous Peoples for whom culture, identity, commerce, health and wellbeing are closely connected to a resilient environment (*very high confidence*). Higher temperatures have been associated with violent and property crime in the US (*medium confidence*) yet the overall effects of climate change on crime and violence in North America are not well understood. {14.4, 14.5.5, 14.5.6, 14.5.8, 14.5.9, Box 14.1}

Terrestrial, marine, and freshwater ecosystems are being profoundly altered by climate change across North America (*very high confidence*). Rising air, water, ocean and ground temperatures have restructured ecosystems and contributed to the redistribution (*very high confidence*) and mortality (*high confidence*) of fish, bird, and mammal species. Extreme heat and precipitation trends on land have increased vegetation stress and mortality, reduced soil quality, and altered ecosystem processes including carbon and freshwater cycling (*very high confidence*). Warm and dry conditions associated with climate change have led to tree die-offs (*high confidence*) and increased prevalence of catastrophic wildfire (*medium confidence*) with an increase in the size of severely burned areas in western North America (*medium confidence*). Nature-based solutions and ecosystem-based management have been effective adaptation approaches in the past but are increasingly exceeded by climate extremes (*medium confidence*). {14.5.1-3, Box 14.7}

Climate-driven changes are particularly pronounced within Arctic ecosystems and are unprecedented based on observations from multiple knowledge systems (*very high confidence*). Climate change has contributed to cascading environmental and socio-cultural impacts in the Arctic (*high to very high confidence*) that have adversely, and often irreversibly, altered Northern livelihoods, cultural activities, essential services, health, food and nutritional security, community connectivity, and wellbeing (*high confidence*). {14.5.2, 14.5.4, 14.5.6, 14.5.7, 14.5.8, Box 14.6}

Future Risks and Adaptation

Climate hazards are projected to intensify further across North America (*very high confidence*). Heat waves over land and in the ocean as well as wildfire activity will intensify; sub-Arctic snowpack, glacial mass and sea ice will decline (*virtually certain*); and sea level rise will increase at geographically differential rates (*virtually certain*). Humidity-enhanced heat stress, aridification, and extreme precipitation events that lead to severe flooding, erosion, debris flows, and ultimately loss of ecosystem function, life and property, are projected to intensify (*high confidence*). {14.2}

Health risks are projected to increase this century under all future emissions scenarios (*very high confidence*) but the magnitude and severity of impacts depends on the implementation and effectiveness of adaptation strategies (*very high confidence*). Warming is projected to increase heat-related mortality (*very high confidence*) and morbidity (*medium confidence*). Vectorborne disease transmission, waterborne disease risks, food safety risks and mental health outcomes are projected to increase this century (*high confidence*). Available adaptation options will be less effective or unable to protect human health under high-emission scenarios (*high confidence*). {14.5.6, Box 14.2}

Climate-induced redistribution and declines in North American food production are a risk to future food and nutritional security (*very high confidence*). Climate change will continue to shift North American agricultural and fishery suitability ranges (*high confidence*) and intensify production losses of key crops (*high confidence*), livestock (*medium confidence*), fisheries (*high confidence*), and aquaculture products (*medium confidence*). In the absence of mitigation, incremental adaptation measures may not be sufficient to address rapidly changing conditions and extreme events, increasing the need for cross-sectoral coordination in implementation of mitigation and adaptation measures (*high confidence*). Combining sustainable intensification, Indigenous knowledge and local knowledge based-approaches, and ecosystem-based methods with inclusive and self-determined decision making will result in more equitable food and nutritional security (*high confidence*). {14.5.1-4, 14.5.6, 14.7, Croxx-Chapter Box INDIG in Chapter 18, Cross-Chapter Box MOVING PLATE in Chapter 5}

Escalating climate change impacts on marine, freshwater, and terrestrial ecosystems (*high confidence*) will alter ecological processes (*high confidence*) and amplify other anthropogenic threats to protected and iconic species and habitats (*high confidence*). Hotter droughts and progressive loss of seasonal water storage in snow and ice will tend to reduce summer season stream flows in much of western North America, while population growth, extensive irrigated agriculture and the needs of threatened and endangered aquatic species will continue to place high demands on those flows (*high confidence*). {14.2.2, 14.5.1, 14.5.2, 14.5.3, 14.5.4, 14.5.6, Box 14.7.1}

Market and non-market economic damages are projected to increase to the end of the century from climate impacts (*high confidence*). Estimates for the costs of climate inaction are substantial across economic sectors, infrastructure, human health and disaster management. Hard limits to adaptation may be reached for outdoor labor (*medium confidence*) and nature-based winter tourism activities (*very high confidence*). At higher levels of warming, climate impacts may pose systemic risks to financial markets through impacts on transportation systems, supply-chains, and major infrastructure as well as global scale challenges to trade (*medium confidence*). {14.2.2, 14.5.4, 14.5.8, 14.5.7, 14.5.9, 14.5.5, Box 14.5, Box 14.6}

Solution Space, Governance

Self-determination for Indigenous Peoples is critical for effective adaptation in Indigenous communities (*very high confidence*). Throughout North America, Indigenous Peoples are actively addressing the compound impacts of climate change, and historical and ongoing forms of colonialism (*very high confidence*). Indigenous knowledge underpins successful understanding of, responses to, and governance of climate change risks. Western scientific practices and technology may not be sufficient in addressing future natural resource management challenges. Supporting Indigenous self-determination, recognizing Indigenous Peoples' rights, and supporting Indigenous knowledge based-adaptation are critical to reducing climate change risks to achieve adaptation success (*very high confidence*). {14.7.3, Box 14.1}

Equitable, inclusive and participatory approaches that integrate climate impact projections into near-term and long-term decision-making reduce future risks (*high confidence*). Government and private investment are increasingly investing in early warning and rapid response systems, climate and ecological forecasting tools, and integrated climate scenario planning methods. Widespread adoption of these practices and tools for infrastructure planning, disaster risk reduction, ecosystem management, budgeting practices, insurance, and climate risk reporting supports planning for a future with more climate risks (*high confidence*). Increased capacity to support the equitable resolution of existing and emerging resource disputes (local to international) will reduce climate impacts on livelihoods and improve the effectiveness of resource management (*high confidence*). {14.5.5, 14.5.10, 14.7}

Near- and long-term adaptation planning, implementation, and coordination across sectors and jurisdictions supports equitable and effective climate solutions (*high confidence*). Recognition of the need for adaptation across North America is increasing but action has been mostly gradual, incremental, and reactive (*high confidence*). Current practices will be increasingly insufficient without coordination and integration of efforts through equitable policy focused on modifying land use impacts, consumption patterns, economic activities, and emphasizing nature-based solutions (*high confidence*). Transformational, long-term adaptation action that reduces risk and increases resilience can address rapidly escalating impacts in the mid to latter part of the 21st century, especially if coupled with moderate to high mitigation measures (*high confidence*). {14.7}

ACCEPTED VERSION
SUBJECT TO FINAL EDITS

14.1 Introduction and Point of Departure

Earth's climate is currently changing in significant ways as a result of human activities, and future projections indicate continued and possibly accelerating change without reductions in greenhouse gas (GHG) emissions (Gutiérrez et al., In Press; IPCC, In Press). Climate change affects human and natural systems; this chapter provides an assessment of present and future climate change impacts, risks, and adaptation for North America, including Mexico, Canada, and the United States (US) and coastal waters within the 370 km exclusive economic zone. We do not consider Hawaii and other island territories of the US in depth as they are assessed in Chapter 15 (Small Islands). Chapter 14 assesses evidence from Arctic Canada and Alaska, which is synthesized in the Polar Regions Cross-Chapter Paper (CCP6).

Evidence from Indigenous knowledge (IK) systems is included in this chapter to assess climate change risks and solutions in North America following the framing provided in Chapter 1 Special Report on the Ocean and Cryosphere in a Changing Climate (SROCC) (Abram et al., 2019) and Special Report on Climate Change and Land (SRCCL) (IPCC, 2019a). Indigenous Contributing Authors provided this assessment, reflecting the importance of meaningfully including IK in assessment processes (Ford, 2012; Ford et al., 2016; Hill et al., 2020). This addition represents an important advancement since AR5 (IPCC, 2013; IPCC, 2014).

Our main point of departure was the Fifth Assessment Report (AR5) for WGII (IPCC, 2014). Key findings drawn from the Executive Summary for the North America chapter are summarized in Table 14.1. Subsequent IPCC reports such as Special Report on Global Warming of 1.5°C (SR1.5) (Hoegh-Guldberg et al., 2018; IPCC, 2018), SROCC (IPCC, 2019b), and SRCCL (IPCC, 2019a) also informed the assessment. We additionally incorporated recent national climate assessments of the US (USGCRP, 2018) and Canada (Bush and Lemmen, 2019; Warren and Lulham, 2021) as well as the 6th Mexican national communication of climate change to the United Nations (SEMARNAT and INECC, 2018).

Table 14.1: Key findings from AR5 North America Chapter (Romero-Lankao et al., 2014b).

General topic	AR5 finding
Climate hazards	Climate has changed in North America, with some changes attributed to human activities. Climate hazards, especially related to heatwaves, heavy precipitation, and snowpack, are expected to change in ways that are adverse to natural and human systems.
Natural ecosystems	Warming, increasing carbon dioxide (CO ₂) concentrations, sea level rise (SLR), and climate extremes are stressing ecosystems.
Human systems	Water resources that are already stressed in many parts of North America are expected to become further stressed by climate change. Current adaptation options can address water supply deficits but responses to flooding and water quality concerns are more limited. Climate change has affected yields of major crops, and projections indicate continued declines, although with variability. Extreme climate events have affected human health, although climate change-related trends and attribution to climate change were not confirmed. Multiple aspects of climate change have affected livelihoods, economic activities, infrastructure, and access to services. Much infrastructure is vulnerable to extreme weather events and unless adaptation investments are made, vulnerability to future climate change persists and increases.

Most sectors of the North American economy have been affected by and have responded to extreme weather, including hurricanes, flooding, and intense rainfall.

Adaptation

Technological innovation, institutional capacity-building, economic diversification, and infrastructure design are adaptations for reducing current climate impacts as well as future risks due to a changing climate.

Predominantly, North American governments have undertaken incremental adaptation assessment and planning at the municipal level. Limited proactive, anticipatory adaptation is directed at long-term investment for energy and public infrastructure.

Chapter 14 sections are organized to address themes and content as contained in the IPCC-approved outline for regions. Regional climate changes assessed within North America are keyed to Figure 14.1 using *italicized* four-letter abbreviations (e.g., *CA-ON*, *US-SE*, *MX-NW*). The assessment addresses recent and future climate for North America, the impacts, risks and adaptation within sectors, key risks (KR), the nature of adaptation and sustainable development pathways as well as two additional sections on Indigenous Peoples and perceptions of climate change. Seven Boxes are used to highlight topics of interdisciplinary nature while four Frequently Asked Questions (FAQ) were produced in plain language for communication to the public. The chapter utilizes the framework as well as designated terms in the standardized process for evaluating and characterizing the degree of certainty in assessment findings developed through the expert judgment process (Mach et al., 2017) (see WGII 1.3.4) (references to other relevant chapters in this WGII report are abbreviated in this manner). The WGII Glossary provides definitions for terms and concepts used across the report.

North America

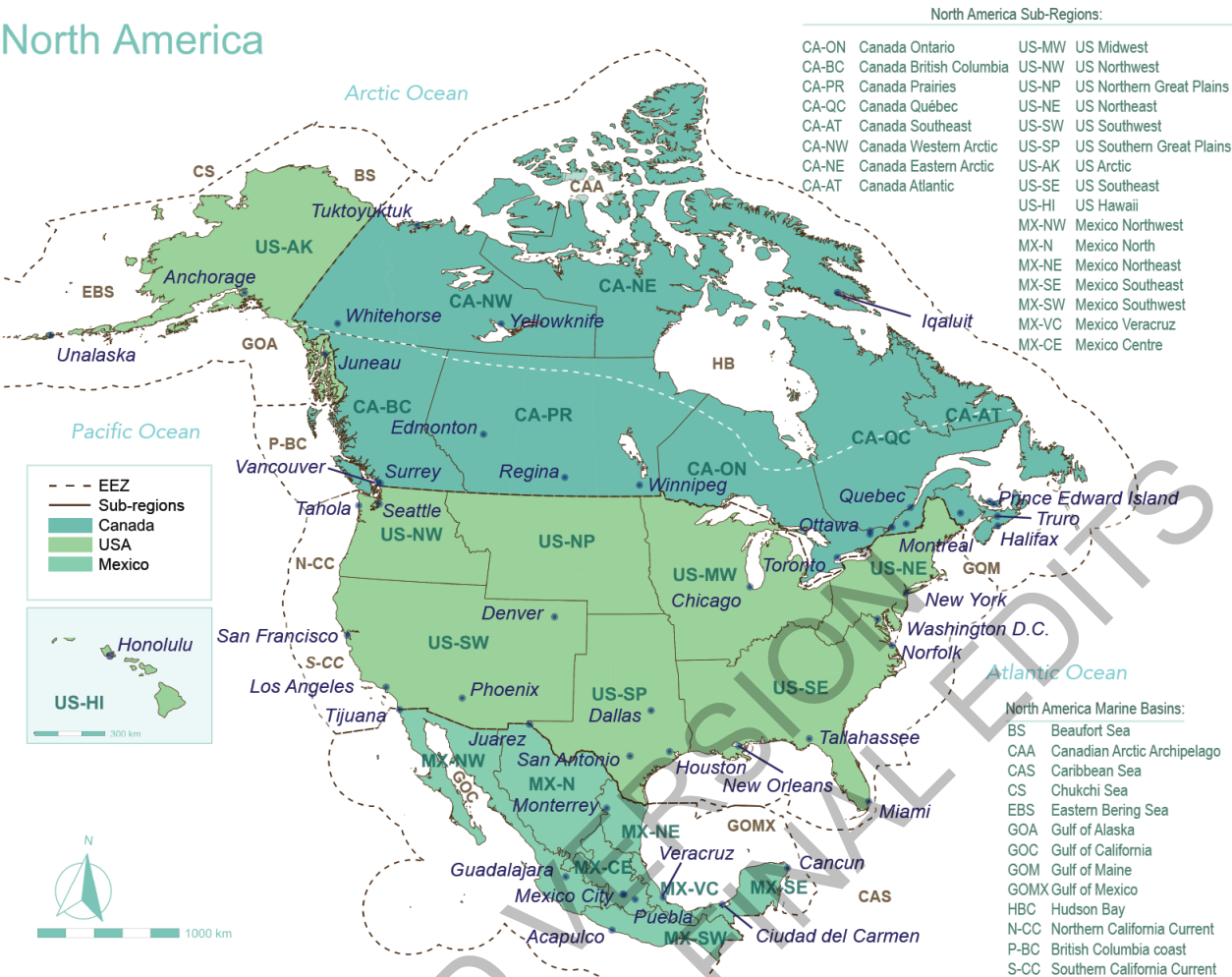


Figure 14.1: North American regions and subregions, adapted from national climate assessments, and city names, referred to in discussion of local and regional climate change impacts and adaptation.

14.1.1 Context

With a 2019 total population of over 494 million people (US 329 million, Mexico 128 million and Canada 37 million), North America comprises 6.4% of the global population. Relative to other countries, North America has low population densities (Mexico 64 people/km²; US 35/km²; Canada, 4/km²) (United Nations, 2019). Population projections indicate a steady growth in the three countries, which will exert pressure on consumption and increase risks under climate change (United Nations, 2019). North America is also responsible for about a quarter of global greenhouse gas (GHG) emissions. Since 1990, North American GHG emissions have increased by almost 18% (Ritchie and Roser, 2020) and in 2019 the region was responsible for 5.9 MtCO₂ emissions worldwide (Friedlingstein et al., 2020). In terms of annual CO₂ emissions per capita, in 2019 Canada had 15 metric tons CO₂ per person (tCO₂/person), the US had 16 tCO₂/person, and Mexico had 3.4 tCO₂/person (Friedlingstein et al., 2020).

14.2 Current and Future Climate in North America

Trends in observed and projected physical climate variables, and changes in extreme weather and climate events, are summarized in this section. Many of the assessments here are adapted from AR6 WGI (IPCC, In Press), especially chapters 11 (Seneviratne et al., 2021) and 12 (Ranasinghe et al., 2021) and the WGI Atlas (Gutiérrez et al., In Press) (references to chapters in WGI are hereafter abbreviated I.11, I.12, I.Atlas, etc.). I.12.4.6 assesses North American climatic impact drivers without assessing their impacts or associated risks. WGI assessments are augmented in this section with regionally specific support from recent national climate assessments or original literature.

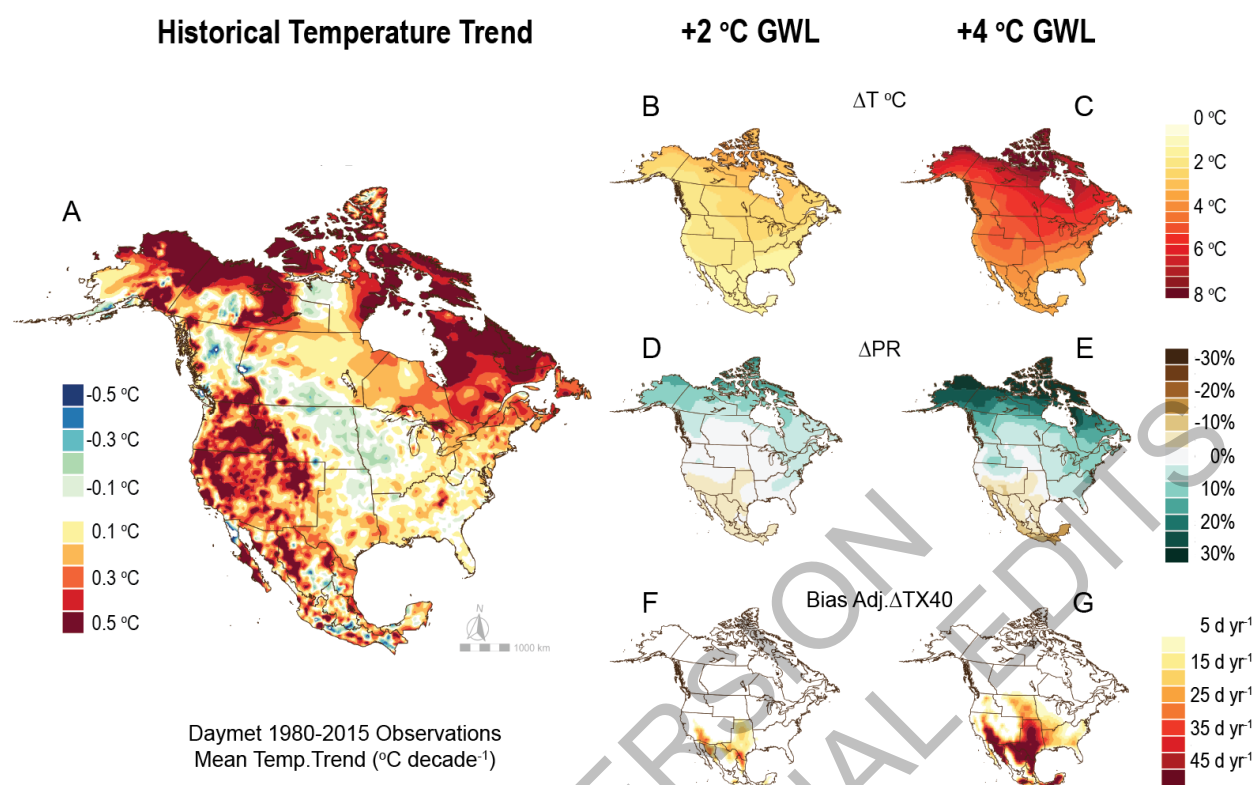


Figure 14.2: Observed and projected climate changes across North America. Black boundary lines delineate North American subregions (Fig. 14.1). Data were extracted from WGI online atlas, where data set details can be found. A) recent observations; (B)–(G) from an ensemble of CMIP6 projections. A) Observed annual mean temperature trend over land for period 1980–2015. B, C) Projected change in annual mean temperature over land relative to 1986–2005 average, associated with 2°C or 4°C global warming. D, E) Like (B, C), but for projected percentage change in annual precipitation. F, G) Like (B, C), but for projected change in number of days/year with maximum temperature > 40°C (“TX40”).

14.2.1 Observed Changes in North American Climate

Climate changes directly related to increasing mean and extreme temperature, including reduced snowpack, sea and lake ice and glacier extent, and marine heatwaves, can be attributed to human activity and are affecting most of North America (*high confidence*). Upward trends in annual mean temperature across North America since 1960 are wide-spread (I.Atlas) but nonuniform (Figure 14.2a). Pronounced polar amplification of warming is observed in high latitudes (Figure 14.1a), particularly in winter (Vose et al., 2017; Zhang et al., 2019a) (I.Atlas). As average temperature rises, extreme high temperature records across North America are being set more frequently than extreme cold records (Meehl et al., 2016) and the probability of cold extreme events is reduced (I.11). Trends in daily maximum and minimum temperature are significant in high latitudes (*US-AK, CA-NW, CA-NE*). Summertime daily maximum temperature is increasing in southwestern desert regions (*US-SW, MX-NW*) (Martinez-Austria et al., 2016; Martinez-Austria and Bandala, 2017; Navarro-Estupinan et al., 2018).

Annual precipitation has increased in recent decades in northern and eastern areas (*CA-PR, CA-QU, US-NP, US-SP, US-MW, US-NE, US-AK*) (*high confidence*), and has decreased across the western part of the continent (*CA-BC, US-SW, US-NW, MX-NW*) (*medium confidence*), with considerable spatial variability within these regions (Zhang et al., 2019a; Gutiérrez et al., In Press). Elsewhere across North America there is *limited evidence* and *low agreement* on detection of observed trends in total precipitation and river flood

hazards. The intensity and frequency of one-day heavy precipitation events have *very likely*² increased since the mid-20th Century across most of the US (*US-NP*, *US-MW*, *US-NE*, but not in *US-SE*) and in Mexico, but no detectable trend is reported in Canada (Zhang et al., 2019a) (I.11). Recent flooding events along the mid-latitude Pacific Coast have been attributed to increasingly intense atmospheric river (AR) events (Gershunov et al., 2019; Vano et al., 2019) (I.8) but there is *low confidence* in detecting trends in AR activity.

Snowpack and snow extent across much of Canada and the western US have declined as temperatures have increased (Kunkel et al., 2016; Mote et al., 2018; Mudryk et al., 2018; Derksen et al., 2019) (I.12; I.Atlas) (*very high confidence*). Warm “snow droughts”, describing a deficit of snowpack available for runoff even in the absence of a winter precipitation deficit (Cooper et al., 2016; Harpold et al., 2017), have become more common in North American mountains (Sproles et al., 2016; Nicholls et al., 2018; Pershing et al., 2018). Glaciers have retreated over the past half-century at high elevation across North America (Frans et al., 2018; Zemp et al., 2019) and in the Arctic (Burgess, 2017; Box et al., 2019; Derksen et al., 2019). Lake ice in Canada, south of the Arctic region delineated in Figure 14.1, has declined (Alexeev et al., 2016; Derksen et al., 2019).

There is limited evidence of trends in meteorological or hydrologic droughts over the historical record (Wehner et al., 2017) (I.8 and I.11 discuss multiple perspectives on drought), but there is *medium confidence* in increasing atmospheric evaporative demand acting to intensify surface aridity during recent droughts (Williams et al., 2020) (I.11; *US-SW*). The ongoing multi-decadal dry period in the Colorado River Basin is as extreme as any drought in the past thousand years (Murphy and Ellis, 2019; Williams et al., 2020).

The proportion of hurricanes in stronger categories has *likely* increased globally over the past 40 years, with *medium confidence* that the onshore propagation speed of hurricanes making landfall in the US has slowed detectably since 1900 (Kossin, 2018) (I.11), contributing to detectable increases in local rainfall and coastal flooding associated with these storms. There is *high confidence* (I.11) that anthropogenic climate change contributed to extreme precipitation associated with recent intense hurricanes, such as Harvey in 2017.

North American sea ice extent and volume (thickness) have declined up to 10% per decade since 1981 (Ding et al., 2017; Mudryk et al., 2018; Derksen et al., 2019; IPCC, 2019c) (I.9), with changes accelerating during this time (Schweiger et al., 2019) (*robust evidence, high agreement*), resulting in longer and larger periods of open water (Wang et al., 2018a). Recent (2018) sea ice extent in the Bering Sea was the lowest in a 5,500 yr record and appears to lag atmospheric CO₂ by ~2 decades (Jones et al. 2021). High Arctic sea ice retreat since 1971 and increases in open water duration in the most recent decade are unprecedented (Box et al., 2019) and most pronounced in the Chukchi, Bearing, and Beaufort Seas (*US-AK*, *CA-NW*) (*high confidence*) (Wang and Overland, 2015; Jones et al., 2020).

Warming of North American offshore waters is significant and attributable to human activities, particularly along the Atlantic coast, contributing to sea level rise (SLR) through thermal expansion (IPCC, 2019c) (I.9) (*very high confidence*). Rates of SLR have accelerated along most North American coasts during the past three decades, excepting coastlines in southern Alaska and northeastern Canada where land is rising (I.12). Tidal flooding frequency has increased in the North Pacific from once every 1-3 years to every 6-12 mo (Sweet et al., 2014).

Acidification of North American coastal waters has occurred in conjunction with increased atmospheric CO₂ concentration (Mathis et al., 2015; Jewett and Romanou, 2017; Claret et al., 2018) combined with other local acidifying inputs such as nitrogen and sulphur deposition (Doney et al., 2007) and freshwater nutrient input (Strong et al., 2014; IPCC, 2019c) (*very high confidence*). Oxygen minimum zones, particularly in the North Pacific south of *US-AK*, have expanded in volume and O₂ has declined since 1970 (IPCC, 2019c).

² In this Report, the following terms have been used to indicate the assessed likelihood of an outcome or a result: Virtually certain 99–100% probability, Very likely 90–100%, Likely 66–100%, About as likely as not 33–66%, Unlikely 0–33%, Very unlikely 0–10%, and Exceptionally unlikely 0–1%. Additional terms (Extremely likely: 95–100%, More likely than not >50–100%, and Extremely unlikely 0–5%) may also be used when appropriate. Assessed likelihood is typeset in italics, e.g., *very likely*). This Report also uses the term ‘*likely range*’ to indicate that the assessed likelihood of an outcome lies within the 17–83% probability range

14.2.2 Projected Changes in North American Climate

Climate changes related to warming temperature, including more intense heat waves over land and in the ocean, diminished snowpack, sea ice reduction and SLR, are projected with *high confidence* and are strongly sensitive to future greenhouse gas concentrations (Figure 14.2). Climatic hazards affected by hydrologic change, including humidity-inclusive heat stress, extreme precipitation, and more intense storms, are projected to intensify.

Pronounced amplification of warming across the Arctic and continental intensification of warming (Figure 14.1bc) is projected with *high confidence* (Doney et al., 2007; Vose et al., 2017). Extreme heat waves are projected to intensify, particularly in *MX-NW*, *MX-N*, *MX-NE*, *US-SW*, *US-NP* and *US-SP* (Figure 14.2f-g) and become more frequent and longer in duration as average temperature rises across North America (I.11). Extreme cold events are projected to decrease in severity (Wuebbles et al., 2014)(I.12).

Total precipitation is projected to increase across the northern half of North America (*very high confidence*) and decrease in southwestern North America (*MX-SW*, *MX-NW*, *US-SW*) (*medium confidence*) (Fig 14.2d-e, I.Atlas). Further increases in the intensity of locally heavy precipitation are *very likely* across the continent, as a greater fraction of precipitation falls in intense events (Easterling et al., 2017; Prein et al., 2017a; Zhang et al., 2019a).

High-humidity hazards are projected to increase (*medium confidence*) in regions around the Gulf of Mexico and southeastern North America (*US-SE*, *US-SP*, *MX-NE*, *MX-SE*) (Zhao et al., 2015). In subtropical regions that are less influenced by moisture from the Gulf of Mexico (including *US-SW*, *US-SP*, *MX-NW* and *MX-N*), the combination of higher temperature and less total precipitation leads to projections of increased aridity: drier surface conditions, higher evaporative demand by plants, and more intense droughts-(Jones and Gutzler, 2016; Easterling et al., 2017; Escalante-Sandoval and Nuñez-García, 2017) (I.12).

As temperatures rise, snow extent, duration of snow cover and accumulated snowpack are *virtually certain* to decline in sub-Arctic regions of North America (McCrary and Mearns, 2019; Mudryk et al., 2021) (I.Atlas), with corresponding effects on snow-related hydrologic changes (*high confidence*). These include declines in snowmelt runoff (Li et al., 2017); increased evaporative losses during snow ablation (Foster et al., 2016; Milly and Dunne, 2020); and increases in the frequency of rain-on-snow events (Jeong and Sushama, 2018a) and consecutive snow drought years in western North America (Marshall et al., 2019a).

Climate change is projected to magnify the impact of tropical cyclones in *US-NE*, *MX-NE*, *US-SP*, and *US-SE* by increasing rainfall (Patricola and Wehner, 2018) and extreme wind speed (*high confidence*) and slowing the speed of land-falling storms (Kossin, 2018)(I.11) (*limited evidence, low confidence*). The coastal region at severe risk from tropical storms is projected to expand northward within *US-NE* (Kossin et al., 2017) (*medium confidence*).

Additional reduction in polar sea ice is *virtually certain* (Mudryk et al., 2021)(I.12), with the North American Arctic projected to be seasonally ice-free at least once per decade under 2°C of global warming (*high confidence*) (Mudryk et al.; IPCC, 2019b; Mioduszewski et al., 2019). Duration of freshwater lake ice across the northern US and southern Canada is projected to diminish (*high confidence*) (Dibike et al., 2012; Mudryk et al., 2018; Sharma et al., 2019) (I.12).

Ocean surface temperature is *very likely* to increase in future decades in waters around North America (Jewett and Romanou, 2017; Greenan et al., 2019a), but at a slower rate than air temperature over the continent. Rates of change are projected to be relatively higher in northern latitudes, with most rapid warming in summer in the Arctic and Bering Sea (*US-AK*, *CA-NW*) (Wang and Overland, 2015; Wang et al., 2018a; Hermann et al., 2019).

SLR is *virtually certain* to continue along North American coastlines except for parts of *US-AK* with geographically variable rates of rise (I.9, I.12, Box 14.4). Relatively greater SLR is projected along the *US-SE*, *CA-AT* and *MX-SW* coastlines and relatively less along *CA-BC* and *US-NW* (Fasullo and Nerem, 2018; Greenan et al., 2019a; IPCC, 2019b) (I.9, I.12, Box 14.4).

Ocean acidification along North American coastlines is projected to increase (*very high confidence*) (Jewett and Romanou, 2017). The frequency and extent of oxygen minimum and hypoxic zones are projected to increase, with less confidence, exacerbated by climate-driven eutrophication and increasing stratification (Altieri and Gedan, 2015; IPCC, 2019b).

[START FAQ14.1 HERE]

FAQ 14.1: How has climate change contributed to recent extreme events in North America and their impacts?

Multiple lines of evidence indicate that climate change is already contributing to more intense and more frequent extreme events across North America. The impacts resulting from extreme events represent a huge challenge for adapting to future climate change.

Extreme events are a fundamental part of how we experience weather and climate. Exceptionally hot days, torrential rainfall, and other extreme weather events have a direct impact on people, communities, and ecosystems. Extreme weather can lead to other impactful events such as droughts, floods or wildfires. In a changing climate, people frequently ask whether extreme events are generally becoming more severe or more frequent, and whether an actual extreme event was caused by climate change.

Because really extreme events occur rarely (by definition), it can be very difficult to assess whether the overall severity or frequency of such events has been affected by changing climate. Nevertheless, careful statistical analysis shows that record-setting hot temperatures in North America are occurring more often than record-setting cold temperatures as the overall climate has gotten warmer in recent decades. The area burned by large wildfires in the western US has increased in recent decades. Observed trends in extreme precipitation events are more difficult to detect with confidence, because the natural variability of precipitation is so large and the observational database is limited.

Our understanding of how individual extreme weather events have been influenced by climate change has improved greatly in recent years. Climate scientists have developed a formal technique (“event attribution”, described in Working Group I FAQ 11.3) for assessing how climate change affects the severity or frequency of a particular extreme event, such as a record-breaking rainfall event or a marine heat wave. This is a challenging task, because any particular event can be caused by a combination of natural variability and climate change. Event attribution is typically carried out using models to compare the probability of a specific event occurring in today’s climatic environment, relative to the probability that the same event might have occurred in a modelled climate in which atmospheric greenhouse gases have not risen due to human activities. Using this strategy, multiple studies estimated that the historically extreme rainfall amount that fell across the Houston area from Hurricane Harvey (2017) was 3 to 10 times more *likely* as the result of climate change.

The *impacts* from extreme events depend not just on physical climate system hazards (temperature, precipitation, wind, etc.), but also on the exposure and vulnerability of humans or ecosystems to these events. For example, damage from landfalling hurricanes along the coast of the Gulf of Mexico is expected to increase as very strong hurricanes become more frequent and intense due to climate change. But damage would also increase with additional construction along the shoreline, because coastal development increases *exposure* to hurricanes. And if some structures are constructed to poor building standards, as was the case when hurricane Andrew made landfall in Florida in 1992, then *vulnerability* to hurricane-caused impacts is increased.

Climate change also contributes to impacts from extreme events by making some building codes and zoning restrictions inadequate or obsolete. Many North American communities limit development in areas known to be flood-prone, to minimize exposure to flooding. But as climate change expands the areas at risk of exposure to flooding beyond historical floodplains, the impacts of potential flooding are increased, as Hurricane Harvey demonstrated. Adapting to climate change may require retrofits for existing structures and revised zoning for new construction. Some structures and neighbourhoods may need to be abandoned altogether to accommodate expanded flooding risk.

Climate change can be an *added stress* that increases impacts from extreme events, combined with other non-climatic stressors. For example, climate change in western North America has contributed to more extreme fire weather. The devastating impacts of recent wildfire outbreaks, such as occurred across western Canada in 2016 and 2017, the western United States in 2018 and 2020, and both countries in 2021, are to some extent associated with expanded development and forest management practices (such as policies to suppress low-intensity fires, allowing fuel to accumulate). The effects of development and forest management have dramatically increased the exposure and vulnerability of communities to intense wildfires. Climate change has added to these stressors: warming temperature leads to more extreme weather conditions that are conducive to increasingly severe wildfires.

Biodiversity is affected by climate change in this way too. For example, numerous bird populations across North America are estimated to have declined by up to 30% over the past half-century. Multiple human-related factors, including habitat loss and agricultural intensification, contribute to these declines, with climate change as an added stressor. Increasingly extreme events such as severe storms and wildfires can decimate local populations of birds, adding to existing ecological threats.

[END FAQ 14.1 HERE]

14.3 Perception of Climate Change Hazards, Risks, and Adaptation in North America

14.3.1 Climate Change as a Salient Issue

The majority of the climate science community has reached consensus that mean global temperature has increased and human activity is a major cause (Oreskes, 2004; Anderegg et al., 2010; Cook et al., 2013; Cook et al., 2016; IPCC, In Press), setting the context for public policy action. Despite expert scientific consensus on anthropogenic climate change, there is polarization and an ongoing debate over the reality of anthropogenic climate change in the public and policy domains, with attendant risks to society (*high confidence*) (Doran and Zimmerman, 2009; Ballew et al., 2019; Druckman and McGrath, 2019; Hornsey and Fielding, 2020; Wong-Parodi and Feygina, 2020). Public perception of consensus regarding anthropogenic climate change can be an important gateway belief, which establishes a crucial precondition for public policy action (van der Linden et al., 2015; van der Linden et al., 2019) by influencing the assessment of climate change risks and opportunities, and formulation of appropriate mitigation and adaptation responses (Ding et al., 2011; Bolsen et al., 2015; Drews and Van den Bergh, 2016; Doll et al., 2017; Mase et al., 2017; Morton et al., 2017). Trust in experts, institutions and environmental groups is also important (Cologna and Siegrist, 2020; Termini and Kalafatis, 2021).

Rhetoric and misinformation on climate change and the deliberate undermining of science have contributed to misperceptions of the scientific consensus, uncertainty, disregarded risk and urgency, and dissent (*high confidence*) (Ding et al., 2011; Oreskes and Conway, 2011; Aklin and Urpelainen, 2014; Cook et al., 2017; van der Linden et al., 2017). Additionally, strong party affiliation and partisan opinion polarization contribute to delayed mitigation and adaptation action, most notably in the US (*high confidence*) (van der Linden et al., 2015; Cook and Lewandowsky, 2016; Bolsen and Druckman, 2018; Chinn et al., 2020) but with similar patterns in Canada (*medium confidence*) (Lachapelle et al., 2012; Kevins and Soroka, 2018). Vocal groups can affect public discourse and weaken public support for climate mitigation and adaptation policies (Aklin and Urpelainen, 2014; Lewandowsky et al., 2019) (*medium confidence*). Vested economic and political interests have organized and financed misinformation and “contrarian” climate change communication (Brulle, 2014; Farrell, 2016b; Farrell, 2016a; Supran and Oreskes, 2017; Bolsen and Druckman, 2018; Brulle, 2018). Traditional media – print and broadcast – frame and transmit climate change information and play a crucial role in shaping public perceptions, understanding, and willingness to act (Happer and Philo, 2013; Schmidt et al., 2013; Hmielowski et al., 2014; Bolsen and Shapiro, 2018; King et al., 2019; Chinn et al., 2020). The journalistic norm of “balance” (giving equal weight to climate scientists and contrarians in climate change reporting) biases coverage by unevenly amplifying certain messages that are not supported by science, contributing to politicization of science, spreading misinformation, and reducing public consensus on action (Boykoff and Boykoff, 2004; Boykoff and Boykoff, 2007; Cook et al., 2017). Much online social media discussion of climate change takes place in “echo chambers” – a social

network amongst like-minded people in communities dominated by a single view that contributes to polarization (Williams et al., 2015; Pearce et al., 2019), and the spread of misinformation (Treen et al., 2020).

14.3.2 Public Perceptions, Opinions and Understanding of Climate Change

In a 2018 survey across 26 nations, people in Canada and Mexico ranked climate change as the top global threat, whereas in the US climate change ranked third (Poushter and Huang, 2019). The public's responses to the causes of climate change and risk perceptions in Canada (Mildenberger et al., 2016) and US (Howe et al., 2015) revealed variations among regions (Figure 14.3) and less acceptance of climate change in rural regions than in urban areas. Canadian regions have higher acceptance of climate change (e.g., recognize it is happening and attributable to human activity) than the most liberal areas in the US (Lachapelle et al., 2012; Mildenberger et al., 2016). Western Canadian regions with high carbon intensity economies had lower acceptance of climate change than the rest of Canada, whereas in the US perceptions were more stable across regions (Lachapelle et al., 2012). A recent survey in Mexico found that for 73% of respondents climate change represents a major economic, environmental and social threat, and in the most vulnerable states (*MX-SE*), the perception is that climate change impacts and extreme events have considerable implications for the way of life in communities (Zamora Saenz, 2018). In a 2017 survey, Azócar et al. (2021) found 85% of respondents from Mexico acknowledged anthropogenic climate change. Peoples' experience with extreme events (e.g., hurricanes, high temperatures), socio-demographic characteristics, level of marginalization and economic and social exclusion, as well as education levels were important factors influencing perception of climate change in Mexico (Corona-Jimenez, 2018; Alfie and Cruz-Bello, 2021; Azócar et al., 2021). Drawing upon Indigenous knowledge (Box 14.1) as well as lived experience of recent changes in ice, weather patterns, and species' phenology and distribution, Indigenous Peoples recognize that change is occurring in their communities and have effective solutions that are grounded in Indigenous worldviews (Harrington, 2006; Turner and Clifton, 2009; Norton-Smith et al., 2016a; Savo et al., 2016; Maldonado et al., 2017; Chisholm Hatfield et al., 2018).

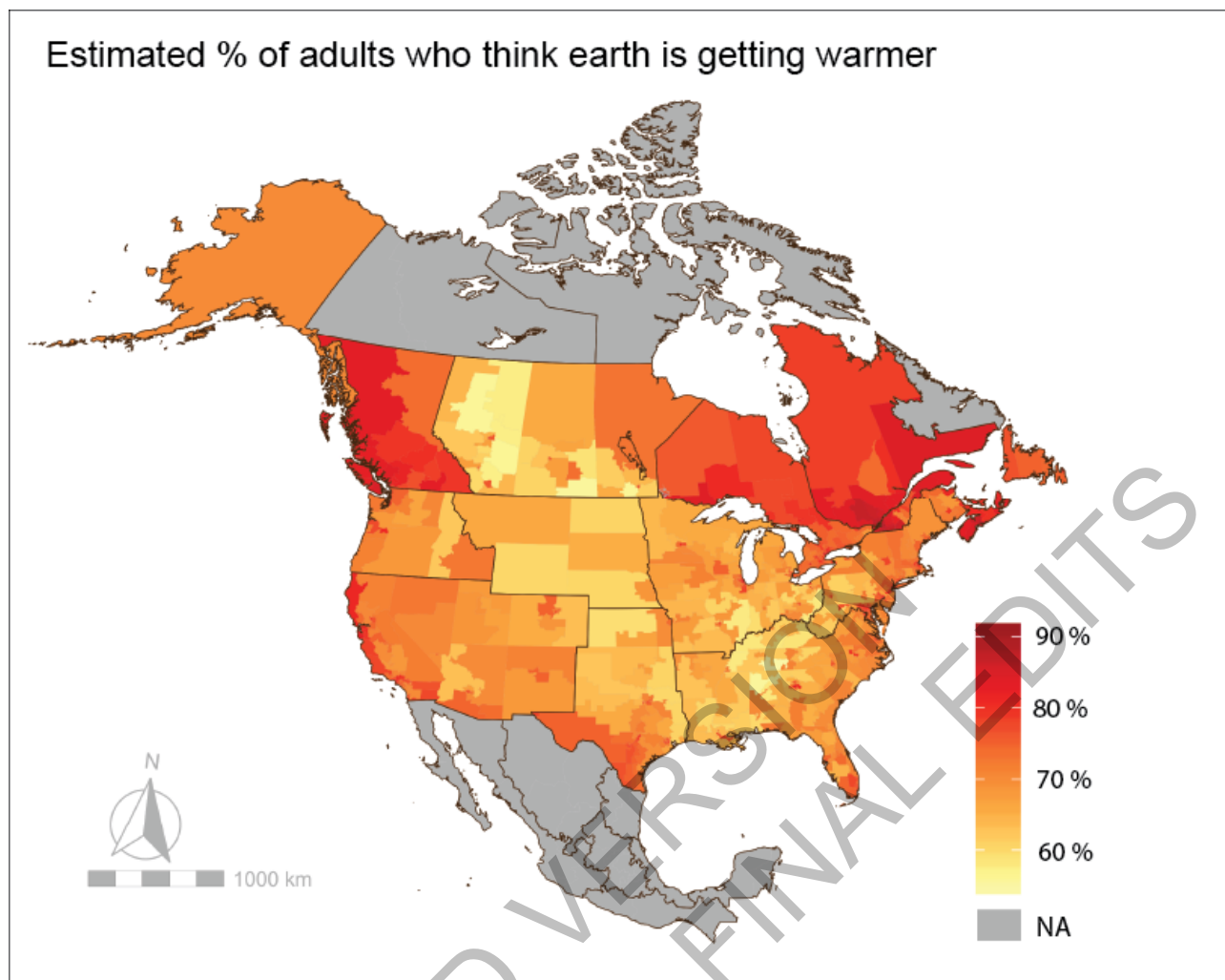


Figure 14.3: Regional distribution of public perception that "the Earth is getting warmer" as a surrogate for public acceptance that climate change is happening (% of population). Scale is the Canadian federal electoral district or riding level and US Congressional District. The three northern territories and Labrador, in Canada, did not meet population thresholds for modelling. The figure updates Mildenerger et al. (2016) and is based on equivalent public surveys in both countries -- Canadian "Earth is getting warmer" and US "global warming is happening" undertaken in 2019. Equivalent surveys and modelling for Mexico are not available at this time.

14.3.3 Building Consensus on Climate Change

Building consensus for action on climate change is influenced by individual factors (e.g., ideology, worldview, trust, partisan identity, religion, education, age) and the broader societal context (e.g., culture, media coverage and content, political climate, economic conditions) (*high confidence*) (McCright and Dunlap, 2011; Brulle et al., 2012; Hornsey et al., 2016; Arbuckle, 2017; Pearson et al., 2017; Bolsen and Shapiro, 2018; Ballew et al., 2020; Cologna and Siegrist, 2020; Goldberg et al., 2020). In a multi-country assessment of acceptance of global warming influenced by ideology (e.g., conspiratorial ideation, individualism, hierarchy, and left-right and liberal-conservative political orientation), the US uniquely had the strongest link to doubt out of 25 countries for all factors, while Canada's dominant influence on non-acceptance was conservative political ideology, and for Mexico, there were no ideological effects (Hornsey et al., 2018).

Political affiliation and partisan group identity contribute to polarization on the causes and state of climate change, most notably in the US (*medium confidence*). Fewer US Republicans hold the belief that human activity causes climate change than Democrats (Bolsen and Druckman, 2018; Druckman and McGrath, 2019). Partisanship in the US with respect to climate change has evolved over the period 1997 to 2016; initially, it was limited, but since 2008, there has been a widening, more entrenched partisan "divide" (Dunlap et al., 2016). The millennial generation (born 1980s, 1990s), emerging as the largest US population

cohort, has a potentially important political influence – reduction in polarization – as they show relatively higher levels of concern and acceptance of climate change science than older age groups. Political affiliation does not have as strong an effect on their climate change beliefs (Corner et al., 2015; Ross et al., 2019).

Communicating to educate or enhance knowledge on climate change science or consensus does not necessarily lead individuals to revise their beliefs (Bolsen et al., 2015; Druckman and McGrath, 2019) (*medium confidence*). People may reject new information that conflicts with their beliefs or not consider it credible, as political ideology and partisan affiliation are strong influences (Arbuckle, 2017). The climate change issue may create resistance from individuals with conservative political ideologies and hierarchical, individualistic worldviews because it ascribes responsibility to developed, industrialized countries for emissions and brings about more environmental regulation (Stevenson et al., 2015). Lack of trust in scientific consensus on climate change may actually originate from opposition by US conservatives to the perceived advocacy for different climate change policy approaches that challenge their worldviews (Bolsen and Druckman, 2018).

14.3.4 Factors Influencing Perceptions of Climate Change Risks and Adaptation Action

Projected climate change risk, urgency and necessary adaptations are perceived and understood differently by the public, communities, professional groups, climate scientists, and public policy makers (*high confidence*) (Bolsen et al., 2015; Drews and Van den Bergh, 2016; Morton et al., 2017; Treuer et al., 2018). People can engage with climate change across three dimensions: cognitive - knowledge, affective - feelings, and behavioural - responses and actions (Galway, 2019; Brosch, 2021). Risk assessment can be influenced by values regarding the subject under evaluation (Allison and Bassett; Stevenson et al., 2015) and can interact with other risks and change over time (Mach et al., 2016). Communities and practitioners (e.g., farmers, foresters, water managers) are influenced in their willingness to modify current practices and adopt new measures based on how they perceive, understand, and experience climate change uncertainty, risk and urgency as well as political and social norms (van Putten et al., 2015; Doll et al., 2017; Mase et al., 2017; Morton et al., 2017; Zanolico et al., 2018). Place-based and local-focused assessments allow individuals to more readily assess and adapt to risks as well as identify roles and responsibilities in the face of multiple, interacting, and often unequally distributed climate change impacts (Khan et al., 2018; Galway, 2019). Interest in preserving local archaeological sites threatened by SLR initiated collaboration and co-production of knowledge among disparate US communities -- citizens, archaeologists, preservationists, planners, land managers, and Indigenous Peoples (Fatorić and Seekamp, 2019; Dawson et al., 2020).

Psychological distancing -- the perception that the greatest impacts occur sometime in the distant future and to people and places far away -- can lead to discounting of risk and the need for adaptation (Leviston et al., 2014; Mildemberger et al., 2019) (*medium confidence*). Communication directed at local and personal framing of climate change impact and risk information is one option for addressing low salience (Bolsen et al., 2019), particularly related to established risks such as SLR, flooding, and wildfires in North America (Mildemberger et al., 2019). “Personalized” risk communications have had mixed results creating behavioural change and policy support, and even caused resistance (Schoenefeld and McCauley, 2016). Communication focused extensively on risks and dangers of climate change can produce fear or dread, lessen agency and create fatalism that hinders action (Giddens, 2015; Mayer and Smith, 2019); it also can be labelled alarmist (Leiserowitz, 2005). Detailed SLR flooding maps for the San Francisco Bay area did not increase climate risk assessment but lessened personal risk perception of those with a strong belief in climate change although policy preferences and support for adaptation did not change (Mildemberger et al., 2019). Defining coherent groups based on variations in beliefs, risk perceptions, and policy preferences offers opportunities for effectively engaging with segments of the population instead of using the same approach for everyone (*low confidence*) (Maibach et al., 2011; Chryst et al., 2018). As an example, the US population was segmented into a continuum ranging from the “Alarmed”, the dominant group who were “Concerned”, then the Cautious, Disengaged, Doubtful, and least prevalent, the Dismissive (Chryst et al., 2018).

[START BOX 14.1 HERE]

Box 14.1: Integrating Indigenous ‘Responsibility-Based Thinking’ into Climate Change Adaptation and Mitigation Strategies

Indigenous Peoples throughout North America have experienced five centuries of territorial expropriation, loss of access to natural resources and in many cases, barriers to the use of their sacred sites (Gabbert, 2004; Louis, 2007). The history of Indigenous struggles to preserve distinct cultural knowledges and assert autonomy in the face of colonialism has shaped land-use patterns and relationships with traditional territories (Alfred and Cornthassel, 2005; Tuhiwai Smith, 2021) (Cross-Chapter Box INDIG, Chapter 18). Climate change is now creating additional challenges for Indigenous Peoples. For example, increased water scarcity due to higher temperatures and diminished precipitation have led to reduced crop yields for Maya farmers in the Yucatan (Sioui, 2019). Thawing permafrost in subarctic Canada (Quinton et al., 2019) has interfered with the land-based livelihoods of the Indigenous Dene Peoples (CCP6).

Recent climate-related changes represent cultural threats similar to the ones that occurred when European settlement began in the Americas over 500 years ago (Whyte, 2016; Whyte, 2017). Thus, for Indigenous Peoples, who often disproportionately bear the impacts of climate change, such changes are not novel, but seen as ‘*déjà vu*’ (Whyte, 2016). Since livelihoods and subsistence are often directly dependent on the land and water, Indigenous Peoples have direct insights into the localized impacts of global environmental change. Indeed, Indigenous Peoples consider themselves stewards of the land (and water), and have a spiritual duty to care for the land and its flora, fauna, and aquatic community, or ‘Circle,’ of beings. Indigenous knowledge (IK) has gained recognition for its potential to bolster western scientific research about climate change. Many recent examples demonstrate the scientific value of IK for resource management in climate change adaptation and mitigation (e.g. Kronik and Verner, 2010; Maldonado et al., 2013; Wildcat, 2013; Etchart, 2017; Nursey-Bray et al., 2019). For example, Indigenous practices have not only contributed to the present understanding of North American forest fires, but also that the practice of frequent small-scale anthropogenic fires, also called cultural burns, is a key method to prevent large-scale destructive fires (14.7.1). The growing interest and recognized value in these practices, particularly in California, has led to formal agreements with state and federal agencies (Long et al., 2020a; Lake, 2021).

Indigenous relationships with the land are commonly informed and guided by a cultural ethic of ‘responsibility-based thinking’ (Sioui and McLeman, 2014). The Indigenous cultural ethic informs and mediates personal and collective conduct with a sense of duty or responsibility toward human and other-than-human relations (see Sioui, 2020). The Indigenous responsibility-based outlook stems from a cultural paradigm that understands that it is human beings who must learn to live *with* the land (Cajete, 1999; Pierotti and Wildcat, 2000; McGregor et al., 2010a; McGregor, 2014). This way of thinking instils in its adherents an inherent awareness that the other-than-human realm is capable of existing and thriving without humans. Thus, it is for our own sake (as humans) that we learn to live according to certain, ever-shifting, parameters, requiring us to remain acutely attuned to our physical surroundings. This Indigenous cultural precept is perhaps among the most significant contributions of Indigenous Peoples to the rest of humanity in the face of climate change.

Indigenous relationships with natural systems continue to be mediated by cultural orders of governance and legal systems that pre-date, by several millennia, European traditions in North America. Napoleon (2012) describes Indigenous legal orders as dynamic and encompassing knowledge that is simultaneously legal, religious, philosophical, social, and scientific. Customary Indigenous legal orders (e.g. Borrows, 2002; Napoleon, 2012) stand in contrast to Eurocentric understandings of law, which are closely related to, and founded on, the Western principles of rights. Indigenous legal orders are based on duties, obligations and responsibilities to the land and all beings, including humans, animals, plants, future generations and the departed/ancestors (Borrows, 2002; Borrows, 2010a; Borrows, 2010b; Borrows, 2016). Indigenous spiritual laws centred on the values of responsibility and accountability to the land, and how these differ, in theory and in practice, from Western law, which is based on “universal” principles, with little consideration for the local environmental context (Craft, 2014). Research has elucidated these Indigenous understandings about how their land-based responsibilities act as the foundation of how humans must operate according to the land on which they live and depend.

With increasing climate change threats to land-based subsistence and cultural practices, Indigenous Peoples are increasingly taking their rightful leadership roles in resource co-management arrangements and other

stewardship activities (14.5.2.2). Indeed, Indigenous Peoples are increasingly assuming leadership positions with regard to land governance and climate change action, as the stewards of their traditional territories since time immemorial. Therefore, it is imperative for Indigenous scholars, Elders, and knowledge holders to occupy leadership roles in climate change adaptation and mitigation, especially when their territories are concerned (14.7; CCP6). For instance, Indigenous “resurgence” paradigms draw on the strengths of traditional land-based culture and knowledge with regard to Indigenous leadership in land governance and stewardship (Alfred and Cornthassel, 2005; Alfred, 2009; Simpson, 2011; Cornthassel and Bryce, 2012; Coulthard, 2014; Alfred, 2015). Indigenous leadership in climate change policy, therefore, can ensure that Indigenous right to self-determination is respected and upheld to allow Indigenous Peoples to continue to carry out their cultural responsibilities to the land, for the benefit of all North Americans (Powless, 2012; Etchart, 2017).

In Northern Canada, a fusion of leading-edge western science and IK on permafrost informed the co-development of predictive decision support tools and risk management strategies to inventory and manage permafrost and adapt to permafrost thaw (CCP6). Permafrost thaw in the Dehcho region of Canada is widespread and occurring at unprecedented rates (WGI). The *Dehcho Collaborative on Permafrost* (DCoP) aims to improve the understanding of and ability to predict and adapt to permafrost thaw (<http://scottycreek.com/DCoP/>). DCoP’s collaborative approach, which places Indigenous Peoples in leadership positions, generates the new knowledge, predictive capacity and decision-support tools to manage natural resources that support Indigenous Dene Peoples’ ways of life. Indigenous-academic partnerships can enhance climate change adaptation and mitigation capacity and provide openings for more holistic co-management approaches that recognize and affirm the central role of Indigenous Peoples as stewards of their ancestral territories, especially as they face accelerating climate change impacts. Academic researchers and their Indigenous partners can support climate change resilience via mobilizing IK in stewardship and adaptation; researching governance arrangements, economic relationships and other factors that hinder Indigenous efforts in these areas; proposing evidence-based policy solutions at international and national scales; and outlining culturally relevant tools for assessing vulnerability and building capacity will also support climate change resilience. IK underpins successful climate change adaptation and mitigation (*very high confidence*) (see Green and Raygorodetsky, 2010; Kronik and Verner, 2010; Alexander et al., 2011; Powless, 2012; Ford et al., 2016; Nakashima et al., 2018). The inclusion of IK in adaptation and mitigation not only supports Indigenous cultural survival but also enables governments to recognize the territorial sovereignty of Indigenous Peoples.

Responsibility-based philosophies of Indigenous Peoples from across the continent support the development of climate change adaptation and mitigation strategies that promote responsible and respectful relationships with the environment over the long term. Adapting to change, in all its forms, has since time immemorial been one of the defining characteristics of Indigenous cultures on Turtle Island (the American continent). In the Yucatan, one Elder explained that with regards to climate change impacts in the region, the Maya have always dealt with “*k’ech*”, or change, and that accepting and responding to change is part of the Maya identity and responsibility (Sioui, 2020). Given successive failures in adequately and effectively responding to climate change, it has become urgent for the rest of the human collective to (re)learn from Indigenous cultures to (re)consider our responsibility/ies to the land—the world over—and to reorient our societal imperatives to better respond and react to *change*. Such a process of learning from IK could foster the development of climate change policies that promote responsible and respectful relationships with the environment over the long term, and prove to be more effective and holistic. Although most inhabitants of North America are non-Indigenous, it is possible and beneficial for our societies to learn to think and act in a more responsibility-based way about our relations to the land, and, by extension, about climate change policy. A collective commitment to protecting and advancing Indigenous territorial rights, so Indigenous Peoples can continue to reassert their spiritual duty and role as stewards of their traditional territories, benefits of all human and other-than-human ‘Peoples’.

[END BOX 14.1 HERE]

14.4 Indigenous Peoples and Climate Change

Indigenous knowledge and science are resources for understanding climate change impacts and adaptive strategies (very high confidence) (SM14.1, Table SM14.1). The Indigenous Peoples of North America have and continue to contribute substantially to the growing literature, scholarship, and research on climate change (Barreiro, 1999; Houser et al., 2001; Mustonen, 2005; Bennett et al., 2014; Maynard, 2014; Mercurieff et al., 2017; FAQI, 2019; Ijaz, 2019; BIA, 2021). For thousands of years, Indigenous Peoples have developed and relied on their own knowledge systems for sustaining their health, cultures and arts, livelihoods, and political security (Battiste and Henderson, 2000; Colombi, 2012; Nelson and Shilling, 2018). Diverse Indigenous knowledge systems in North America consider weather and climate as major dimensions of understanding the relationship between society and the environment. Indigenous Peoples have distinct knowledge of climate change, over extensive temporal measures (Trosper, 2002; Barrera-Bassols and Toledo, 2005; Gearheard et al., 2013). The basis of this knowledge is often Indigenous Peoples' long and profound relationships to the environment, that is to the ecosystems, waters, ice, lands, territories, and resources in their homelands. The relationships were forged by adaptation to a particular environment and involve systematic activities. Indigenous harvesters, including hunters, fishers, agriculturalists, and plant gatherers, observe and monitor environmental change, and engage in systematic reflection with one another about trends over short term and long-term periods (Sakakibara, 2010; Sánchez-Cortés and Chavero, 2011; Kermoal and Altamirano-Jiménez, 2016; Metcalfe et al., 2020b). The holistic perspective of the interrelated and interdependent nature of ecosystems is a distinct characteristic of Indigenous knowledge and often contrasts with findings and results of science alone. Indigenous harvesters, agriculturalists, leaders, culture-bearers, educators, and government employees develop theoretical and practical knowledge of seasonal and climate change that seeks to furnish the best available knowledge and information to inform climate change policy and decisions (Barrera-Bassols and Toledo, 2005; McNeeley and Shulski, 2011). Examples of theoretical knowledge systems include Indigenous calendars of seasonal change and systems of laws and protocols for environmental stewardship (Kootenai Culture Committee, 2015; Donatuto et al., 2020) (Box 14.1).

The practice and use of Indigenous knowledge systems is recognized and affirmed by the United Nations Declaration on the Rights of Indigenous Peoples (UNDRIP) (UNGA, 2007), and consistent with reports and guidance from UN bodies including the High Commissioner for Human Rights (Bachelet, 2019), Expert Mechanism on the Rights of Indigenous Peoples (UNGA, 2015; UNGA, 2018), the Permanent Forum of Indigenous Issues (Dodson, 2007; Cunningham Kain et al., 2013; Sena and UNPFII, 2013; Sena, 2014; Quispe and UNPFII, 2015), and the Special Rapporteur on the Rights of Indigenous Peoples (Toledo, 2013; UNGA, 2017)(Cross-Chapter Box INDIG in Chapter 18). Rights to self-determination, to control over territorial development, and cultural integrity, make it important that climate scientists practice equitable engagement of Indigenous knowledge and Indigenous knowledge holders. There is a growing literature of success and lessons learned from co-production of knowledge between Indigenous knowledge systems and diverse scientific traditions relating to climate change (Behe et al., 2018; Latulippe and Klenk, 2020; Camacho-Villa et al., 2021).

Current and projected climate change impacts disproportionately harm Indigenous Peoples' livelihoods and economies (very high confidence). Indigenous Peoples' livelihoods in North America include a range of activities closely tied to traditional lands, waters, and territories. These activities support a core economic base and an array of sustenance, including financial stability, food security, health and nutrition, safety, and adequate provisions and reserves of important supplies and resources and the passing down of traditional knowledge. Indigenous lives and livelihoods are at risk in the following ways. Indigenous persons are more at risk of losing their lives due to factors that are exacerbated by climate change impacts (Ford et al., 2006; Barbaras, 2014; Khalafzai et al., 2019). Indigenous Peoples' livelihood practices are being distressed, interrupted, and in some cases, made entirely inaccessible. Livelihood activities known and anticipated to be impacted by climate change are food security (Meakin and Kurtvits, 2009; Wesche and Chan, 2010; Nyland et al., 2017), harvesting of fish, plants, and wildlife (Dittmer, 2013; Parlee et al., 2014; Jantarasami et al., 2018b; ICC Alaska, 2020), agriculture (St. Regis Mohawk Tribe, 2013; Shinbrot et al., 2019; Settee, 2020), transportation (Swinomish Indian Tribe Community, 2010; Hori et al., 2018a; Hori et al., 2018b), and tourism and recreation (ICC Canada, 2008). Indigenous Peoples have been active in gathering to assess the impacts of climate change on their livelihoods, one example being the Bering Sea Elders Advisory Group (Bering Sea Elders Advisory Group and Alaska Marine Conservation Council, 2011; Bering Sea Elders Group, 2016).

Climate change impacts have harmful effects on Indigenous Peoples' public health, physical health, and mental health, including harmful effects connected to the cultural and community foundations of health (very high confidence). Health and climate change is a major issue for Indigenous Peoples (Ford, 2012; Ford et al., 2014; Gamble et al., 2016; Jantarasami et al., 2018b; Middleton et al., 2020a; Donatuto et al., 2021)(14.5.6). Climate change impacts and risks affect Indigenous Peoples' health negatively in different ways. Indigenous health, as tied to nutrition and exercise, is threatened when local foods are less available and harvesting activities are less possible to practice (Norton-Smith et al., 2016b; Rosol et al., 2016; Gonzalez et al., 2018). Indigenous Peoples experience widespread public health concerns from severe droughts (Stewart et al., 2020; Schlenger et al., 2021; Wiecks et al., 2021), extreme heat (Doyle et al., 2013; Campo Caap, 2018; Kloesel et al., 2018a; Meadow et al., 2018; ITK, 2019; Ute Mountain Ute Tribe and Wood Environment Infrastructure Solutions Inc, 2019; Whyte et al., 2021), unpredictable precipitation patterns (Chavarria and Gutzler, 2018; Tom et al., 2018; Tlingit and Haida, 2019; Schlenger et al., 2021), flooding and coastal erosion (Jamestown S'klallam Tribe, 2016; Norton-Smith et al., 2016b; Puyallup Tribe of Indians, 2016; Marks-Marino, 2019; Ristroph, 2019; Marks-Marino, 2020b; Schlenger et al., 2021), wildfires and wildfire smoke (Edwin and Mölders, 2018; USEPA, 2018; Christianson et al., 2019a; ITK, 2019; Marks-Marino, 2020a; Mottershead et al., 2020; Woo et al., 2020; Wiecks et al., 2021), algal blooms (Peacock et al., 2018; Gobler, 2020; Donatuto et al., 2021; Preece et al., 2021; Schlenger et al., 2021), storms and hurricanes (Rioja-Rodríguez et al., 2018), influxes of invasive species (Pfeiffer and Huerta Ortiz, 2007; Pfeiffer and Voeks, 2008; Voggesser et al., 2013; Bad River Band of Lake Superior Tribe of Chippewa Indians and Abt Associates Inc., 2016; Scott et al., 2017; Reo and Ogden, 2018; Middleton et al., 2020a), and changing production systems (Rioja-Rodríguez et al., 2018). Indigenous Peoples' mental health is at risk and has already been affected negatively by climate change (Donatuto et al., 2021). Water security is one of the most serious concerns to Indigenous Peoples' health and wellbeing (Vanderslice, 2011; Cozzetto et al., 2013a; Redsteer et al., 2013; Hanrahan et al., 2014; Chief et al., 2016; Gamble et al., 2016; Jantarasami et al., 2018b; Kloesel et al., 2018a; Tom et al., 2018; Martin et al., 2020a; Arsenault, 2021). When some people are less able to practice traditional, cultural, social, and family activities, they can become alienated, compounding the negative effects of traumas Indigenous persons already experience. Traumas include historic and continuing land dispossession, assimilation, social marginalization and discrimination, and food and financial insecurities. The practice of cultural traditions are associated with education, harvesting and agriculture, exercise, positive social relationships, and family life, which play foundational roles in the achievement of physical, public, and mental health (Bell et al., 2010; Cunsolo Willox et al., 2015; Jantarasami et al., 2018b; Norgaard and Tripp, 2019; Billiot et al., 2020b; Adams et al., 2021; Donatuto et al., 2021).

Indigenous Peoples are affected dramatically by climate-related disasters and other climate-related extreme environmental events (very high confidence). Indigenous Peoples face numerous threats and have already been harmed by and are planning for extreme weather events with associations to climate change, including hurricanes and tornadoes (Oneida Nation Pre-Disaster Mitigation Plan Steering Committee and Bay-Lake Regional Planning Commission, 2016; Emanuel, 2019; Cooley, 2021; Marks-Marino, 2021; Zambrano et al., 2021), heat waves (Confederated Tribes of the Umatilla Indian Reservation, 2016; Wall, 2017; La Jolla Band of Luiseno Indians, 2019; Mashpee Wampanoag, 2019; Wiecks et al., 2021), ocean warming and marine heat waves (Hoh Indian Tribe, 2016; Port Gamble S'klallam Tribe, 2016; Port Gamble S'klallam Tribe, 2020; State of Alaska, 2020; Muckleshoot Tribal Council, 2021; Port Gamble S'klallam Tribe, 2021), wildfires (Voggesser et al., 2013; Billiot et al., 2020a; Cozzetto et al., 2021b; Gaughen et al., 2021; Morales et al., 2021; National Tribal Air Association, 2021; Zambrano et al., 2021), permafrost thaw (Haynes et al., 2018; Low, 2020), flooding (Riley et al., 2011; Ballard and Thompson, 2013; Brubaker et al., 2014; Thompson et al., 2014; Burkett et al., 2017; Quinault Indian Nation, 2017; Ristroph, 2019; Sharp, 2019; Thistlethwaite et al., 2020b), and drought (Knutson et al., 2007; Chief et al., 2016; Redsteer et al., 2018; Sioui, 2019; Bamford et al., 2020; Sauchyn et al., 2020). Some Indigenous Peoples are facing climate change impacts that generate community-led permanent relocation and resettlement as an adaptation option (Maldonado et al., 2021). Coastal erosion is one climate change issue that is often connected to Indigenous Peoples planning to resettle, including vulnerability connected to higher sea levels and storm surges (Quinault Indian Nation, 2017; Bronen et al., 2018; Affiliated Tribes of Northwest Indians, 2020). Adapting to new settlement areas threatens the continuity of communities. In a number of cases, Indigenous Peoples' having less access to adequate infrastructure is a driver of vulnerability to climate related disasters and extreme weather events (Doyle et al., 2018; Patrick, 2018; Cozzetto et al., 2021a; Indigenous Climate Action et al., 2021). Disasters and extreme events are particularly severe when their impacts are compounded by

inadequate infrastructure. Lack of flood protection infrastructure on Indigenous reserve communities, leads to displacement, loss of homes, and perpetuates disproportionate levels of risk to extreme weather events (Cunsolo et al., 2020; Fayazi et al., 2020; Yellow Old Woman-Munro et al., 2021).

Indigenous self-determination and self-governance are the foundations of adaptive strategies that improve understanding and research on climate change, develop actionable community plans and policies on climate change, and have demonstrable influence in improving the design and allocation of national, regional, and international programs relating to climate change (*very high confidence*).

Historical and contemporary developments have crystallized international norms recognizing the distinct status, role, and rights of Indigenous Peoples in the form of significant international human rights instruments. Premier among them is the UNDRIP (UNGA A/RES/61/295), which has received universal consensus since its adoption by the UN General Assembly. UN member States have affirmed the right of self-determination (Article 3, UNDRIP) regarded as the prerequisite to the exercise and enjoyment of all other human rights.

The integrity of the environment is impacting all of humanity, including Indigenous Peoples, their lands, territories, resources and their communities. Through self-determination, durable, sustainable, and robust contributions from those with close, symbiotic relationships with the environment can be revealed in favor of all humanity. Indigenous Peoples of North America have been engaged in wide-ranging activities to address climate change (Doolittle, 2010; Parker and Grossman, 2012; Abate and Kronk, 2013; STACCCWG, 2021). They include actions in the spheres of education (Donatuto et al., 2020; McClain, 2021; Morales et al., 2021), development of Indigenous knowledge and science (Maldonado et al., 2016; AFN, 2020; Ferguson and Weaselboy, 2020; Huntington et al., 2021a; Jones et al., 2021; Sawatzky et al., 2021), adaptation planning and implementation (Angel et al., 2018a; Tribal Climate Adaptation Guidebook Writing Team et al., 2018; Hepler and Kronk Warner, 2019; Tribal Adaptation Menu Team, 2019; Metcalfe et al., 2020b), and political action and diplomacy (including treaty-based diplomacy) (Grossman, 2008; Kronk Warner and Abate, 2013; Callison, 2015).

14.5 Observed Impacts, Projected Risks, and Adaptation by Sector

14.5.1 Terrestrial and Freshwater Ecosystems and Communities

14.5.1.1 Terrestrial Ecosystems: Observed Impacts and Projected Risks

Evidence continues to mount about the impacts of recent climate change on species and ecosystems (Weiskopf et al., 2020) (Table 14.2) (*very high confidence*). Ranges and abundances of species continue to shift in response to warming throughout North America (Cavanaugh et al., 2014; Molina-Martínez et al., 2016; Tape et al., 2016; Miller et al., 2017; Pecl et al., 2017; Zhang et al., 2018a) (Cross-Chapter Box MOVING PLATE in Chapter 5) (*very high confidence*). Future climate change will continue to affect species and ecosystems (IPBES, 2018) (*high confidence*), with differential responses related to species characteristics and ecology (D'Orangeville et al., 2016; Weiskopf et al., 2019). Climate change is projected to adversely affect the range, migration, and habitat of caribou, an important food and cultural resource in the Arctic (Leblond et al., 2016; Masood et al., 2017; Barber et al., 2018b; Borish, Accepted) (CCP6).

Climate-induced shifts in the timing of biological events (phenology) continue to be a well-documented ecological response (Vose et al., 2017; Lipton et al., 2018; Vose et al., 2018; Molnar et al., 2021) (Table 14.2) (*very high confidence*). Reduced snow season length may potentially lead to adverse camouflage effects on animals that change coat colour (Mills et al., 2013; Mills et al., 2018). Human conflicts with bears are expected to increase in response to shifts in hibernation patterns (Johnson et al., 2018) and food resources (Wilder et al., 2017; Wilson et al., 2017).

Severe ecosystem consequences of warming and drying are well documented (*very high confidence*) (Table 14.2). Significant ecosystem changes are expected from projected climate change (*high confidence*), such as in Mexican cloud forests (Helmer et al., 2019), North American rangelands (Polley et al., 2013; Reeves et al., 2014), and montane forests (Stewart et al.; Wright et al., 2021). Permafrost thaw is projected to increase in Alaska and Canada (DeBeer et al., 2016) (see also AR6, WG I, Chapter 12), accelerating carbon release

(Schaefer, 2104) (CCP6, see also AR6, WG I, Chapter 5) and affecting hydrology. Predicting which species or ecosystems are vulnerable is challenging (Stephenson et al., 2019), although paleoecological data (e.g., pollen, tree rings) provide context from past events to better understand current and future transformations (Nolan et al., 2018).

Climate change impacts on natural disturbances have affected ecosystems (*very high confidence*) (Table 14.2 and Box 14.2), and these impacts will increase with future climate change (*medium confidence*). Facilitated by warm, dry conditions, “mega-disturbances” and synergies between disturbances that include wildfires, insect and disease outbreaks, and drought-induced tree mortality continue to affect large areas of North America (Cohen et al., 2016; Young et al., 2017a; Hicke et al., 2020), overwhelming adaptive capacities of species and degrading ecosystem services (Millar and Stephenson, 2015; Stewart et al., 2021). This era of mega-disturbances is expected to become more widespread and severe in coming decades (Cook et al., 2015; Seidl et al., 2017; Buotte et al., 2019), with potentially significant impacts on ecosystems (Allen et al., 2015; Crausbay et al., 2017; Schwalm et al., 2017; Coop et al., 2020; Dove et al., 2020 Thompson et al. 2020, Stewart et al. 2021). Effects include widespread tree mortality (Allen et al., 2015; Kane et al., 2017; van Mantgem et al., 2018) and accelerated ecosystem transformation (Guiterman et al., 2018; Crausbay et al., 2020; Munson et al., 2020) (*medium confidence*).

14.5.1.2 Freshwater Ecosystems: Observed Impacts and Projected Risks

Climate change, either directly (warming water) or indirectly (glacier and snow inputs), has affected biogeochemical cycling and species composition in North American aquatic ecosystems (Moser et al., 2005; Saros et al., 2010; Preston et al., 2016) (Table 14.2) (*very high confidence*), possibly amplifying other human-caused stresses on these systems (Richter et al., 2016). Excess nutrients associated with high farm animal density can be transported during intense rainfall events (expected to increase with climate change) causing algal blooms, fish kills, and other detrimental ecological effects (Huisman et al., 2017; Coffey et al., 2019).

Projected climate change will cause habitat loss, alter physical and biological processes, and decrease water quality in freshwater ecosystems (Poesch et al., 2016; Crozier et al., 2019) (*high confidence*). Projected river warming of 1–3°C is expected to reduce thermal habitat for important salmon and trout species in the northwestern US by 5–31% (Isaak et al., 2018) and in Mexico (Meza-Matty et al., 2021), and for multiple fish species in Canada (Poesch et al., 2016). Cold-water streams at higher elevations will warm less and therefore may become climate refugia (Isaak et al., 2016). Projected warming of mountain lake ecosystems (Roberts et al., 2017b; Redmond, 2018) will affect ecosystem processes (Preston et al., 2016; Redmond, 2018; Moser et al., 2019). Loss of cold water inputs from retreating glaciers are expected to adversely affect alpine stream ecosystems (Fell et al., 2017; Giersch et al., 2017). For anadromous fish species (e.g., Chinook salmon), future warming will reduce habitat suitability from river headwaters to oceans (Crozier et al., 2021).

Freshwater ecosystems across North America are increasingly at risk from extreme drought, compounded by human demands for water (14.5.3) (Kovach et al., 2019). Implications for aquatic and riparian species can vary, but it is widely agreed that these systems are highly sensitive to fluctuations in the hydrologic cycle, which can increase competition by invasive species and compromise connectivity between potential cold-water refugia (Melis et al., 2016; Poff, 2019).

14.5.1.3 Adaptation in Terrestrial and Freshwater Ecosystems

Adaptation efforts to assess vulnerability of species and ecosystems, predict adaptive capacity, and identify conservation-oriented options have increased markedly across North America (e.g., Hagerman and Pelai, 2018; Keeley et al., 2018; Thurman et al., 2020; Peterson St-Laurent et al., 2021; Thompson et al., 2021). Scenario-based planning, an approach for addressing uncertainty, continues to gain traction and is regularly applied by the US National Park Service (Star et al., 2016). Nonetheless, barriers to implementation of specific actions often exist (e.g., inflexible policies, lack of resources and stakeholder buy-in, political will), hampering progress (Stein et al., 2013; Shi and Moser, 2021). Efforts to evaluate the efficacy of implemented adaptation actions are also lacking (Prober et al., 2019), but some cases show progress. For example, ongoing efforts are quantifying how variable water releases from the Colorado River’s Glen

Canyon Dam affect endangered fish species (Melis et al., 2016). Nature-based solutions (NbS) for adaptation (Box 14.7) are increasingly evaluated, especially at larger scales.

Effective climate-informed ecosystem management requires a well-coordinated suite of adaptation efforts (e.g., assessment, planning, funding, implementation, and evaluation) that is co-produced among stakeholders, Indigenous Peoples, and across sectors (Millar and Stephenson, 2015; Dilling et al., 2019) (*high confidence*). New applications of conventional strategies can be modified to achieve conservation goals under climate change (USGCRP, 2019). For example, mechanical thinning and prescribed burning (to reduce fuel loads and benefit ecosystems) could be used in combination with planting species better suited to new conditions to build resilience in western US forests to longer and hotter drought conditions (Bradford and Bell, 2017; Vernon et al., 2018). Protection of buffer areas, such as riparian strips in arid regions and boreal ecosystems, reduces water temperature, builds resistance to invasive species, increases suitable habitat (Johnson and Almlöf, 2016), and facilitates protection of freshwater systems from runoff during and after intense rain events (National Research Council, 2002).

Innovative approaches may facilitate species' responses to climate change, particularly when vulnerability is exacerbated by habitat loss and fragmentation. Strategies include improved landscape connectivity for species dispersal (Carroll et al., 2018; Littlefield et al., 2019; Lawler et al., 2020; Thomas, 2020) or assisted migration (also called managed relocation) to climatically suitable locations (Schwartz et al., 2012; Dobrowski et al., 2015). Examples include translocation of salmon in the Columbia River (Holsman et al., 2012), genetic rescue (assisted gene flow increases genetic diversity to address local maladaptation) (Aitken and Whitlock, 2013), and locating and conserving climate refugia, such as in alpine meadows of the Sierra Nevada (Javeline et al., 2015; Morelli et al., 2016). Maintaining diverse spawning habitats and salmon runs can increase resilience of salmonid populations to climate change (Schoen et al., 2017; Crozier et al., 2021). Newer modelling approaches can facilitate the visualization of future management scenarios, per a recent study of fires in the southwestern US (Loehman et al., 2018), in addition to technologies in genomics for monitoring species and modifying adaptive traits (Phelps, 2019).

Adaptation actions have important limitations (Dow et al., 2013), particularly in the context of biodiversity conservation goals. “Hard” limits include species extinctions and vegetation mortality events, despite conservation action (i.e., besides significant emissions reductions to mitigate warming, few if any interventions could have prevented these losses). In contrast, “soft” adaptation limits exist primarily as a function of the social-ecological value systems of local communities and government entities that are reflected as goals and objectives in their management plans for ecosystems and species across North America. Soft limits are often mutable or can be removed altogether (Dow et al., 2013). In contrast, human modifications of landscapes that change or irreparably damage can limit adaptation by reducing connectivity and therefore range shifts (Parks and Abatzoglou, 2020).

Table 14.2: Examples of observed climate change impacts on terrestrial and freshwater ecosystems.

Impact	References
local extinctions	(Pomara et al., 2014; Wiens, 2016)
greening and increased productivity of North American vegetation from CO ₂ fertilization	(Smith et al., 2016b; Zhu et al., 2016; Huang et al., 2018).
changes in phenology, including migration as well as mismatches between species and with human visitation	(Mayor et al., 2017; Zaifman et al., 2017; Breckheimer et al., 2020)
vegetation conversions, including	
shifts to denser forests with smaller trees	(McIntyre et al., 2015)
trees to savannas and grasslands	(Bendixsen et al., 2015)
woody plant encroachment into grasslands	(Archer et al., 2017)
changes in tundra plant phenology and abundance	

expansion of boreal and subalpine forests into tundra, meadows	(Myers-Smith et al., 2019)
reduced or lack of recovery following severe fire	(Juday et al., 2015; Lubetkin et al., 2017)
warmer droughts reducing plant productivity and carbon sequestration	(Coop et al., 2020; O'Connor et al., 2020), Box 14.2
slowing ecosystem function recovery of vegetation to pre-disturbance conditions following droughts	(Schwalm et al., 2017; Crausbay et al., 2020)
warming streams and lakes and changes in seasonal flows that have affected freshwater fish distributions and populations	(O'Reilly et al., 2015; Lynch et al., 2016; Poesch et al., 2016; Roberts et al., 2017b; Isaak et al., 2018; Christianson et al., 2019b; Zhong et al., 2019)
upstream expansion of human-mediated invasive hybridization and enhanced the risk of extinction of native salmonid species	(Muhlfeld et al., 2014)
declining wetlands in western North America important for bird migrations	(Donnelly et al., 2020)
increases in harmful freshwater algal blooms	Section 14.5.3

[START BOX 14.2 HERE]

Box 14.2: Wildfire in North America

Recent Observations, Attribution to Climate Change, and Projections

Anthropogenic climate change has led to warmer and drier conditions (i.e., fire weather) that favour wildland fires in North America (see AR6, WGI, Chapter 12; *high confidence*). In response, increased burned area in recent decades in western North America has been facilitated by anthropogenic climate change (*medium confidence*). Annual numbers of large wildland fires and area burned have risen in the last several decades in the western US (USGCRP, 2017; USGCRP, 2018), and area burned has increased in Canada (the number of large fires has declined slightly recently) (Gauthier et al., 2014; Natural Resources Canada, 2018; Hanes et al., 2019). Attribution studies have reported that climate change increased burned area in Canada (1959–1999) (Gillett et al., 2004) as well as the western US (1984–2015) (Abatzoglou and Williams, 2016) and California (1972–2018) (Williams et al., 2019a). Decreased precipitation was the primary climate change cause of increased burned area in the western US, with warming a secondary influence (Holden et al. 2018), whereas warming (through aridity) was most important in a California study (Williams et al., 2019a). A drier atmosphere (including reduced precipitation) has been linked to climate change through altered large-scale atmospheric circulation, which then facilitated greater burned area in the western US (Zhang et al., 2019c). Through anomalous warm and dry conditions, anthropogenic climate change contributed to the extreme fires of 2016 (Kirchmeier-Young et al., 2019; Tan et al., 2019) in western Canada and the extreme fire season in 2015 in Alaska (Partain et al., 2017). These studies did not include human activities that influence fire-climate relationships (Syphard et al., 2017).

Warming has led to longer fire seasons (Westerling, 2016) and drier fuels (Williams et al., 2019a). Warmer and drier fire seasons in the western US during 1985–2017 have contributed to greater burned area of severe fires (Parks and Abatzoglou, 2020). Simultaneity in fires increased during 1984–2015 (Podschwit and Cullen, 2020), challenging firefighting effectiveness and resource sharing. In Mexico, fires have been correlated with dry conditions (Kent et al., 2017; Marin et al., 2018; Zuniga-Vasquez et al., 2019). Wildland fire activity in the grasslands of the US Great Plains has increased during the last several decades (Donovan et al., 2017) related to antecedent precipitation or aridity that affected fuel quantity (Littell et al., 2009).

Climate change is projected to increase fire activity in many places in North America during the coming decades (see also AR6, WGI, Chapter 12) (Boulanger et al., 2014; Williams et al., 2016; Halofsky et al., 2020), via longer fire seasons (Wotton and Flannigan, 1993; USGCRP, 2017), long-term warming (Villarreal et al., 2019; Wahl et al., 2019), and increased lightning frequency in some areas of the US and Canada (Romps et al., 2014; Finney et al., 2018; Chen et al., 2021) (*medium confidence*). Unusually extensive and severe fires have occurred in the Arctic tundra during recent extremely warm and dry years, suggesting that continued warming may increase the probability of such fires in the future (Hu et al., 2015). In drier non-forest ecosystems in the western US, fires are limited by fuel availability and vegetation productivity; warming will decrease productivity, leading to lower burned area (Littell et al., 2018).

Impacts on Natural Systems

Although fire is a natural process in many North American ecosystems, increases in burned area and severity of wildland fires have had significant impacts on natural ecosystems (*medium confidence*). The length of streams and rivers impacted by fire has increased in the US along with burned area (Ball et al. 2021). Mega-fires can cause major changes in the structure and composition of ecosystems, particularly where human alterations are significant (Stephens et al., 2014; Loehman et al., 2020). Unusually severe fires may have led to the conversion of forest to grassland in the US Southwest (Haffey et al., 2018). Recent warming and drying have limited post-fire tree seedling and shrub establishment, limiting ecosystem recovery (Davis et al., 2019; O'Connor et al., 2020; Rodman et al., 2020). In boreal forests, soil carbon is being lost through increasingly severe or frequent fires (Walker et al., 2019).

Projected future fire activity will continue to affect ecosystems and alter their structure and function (*medium confidence*) (Coop et al., 2020; Loehman et al., 2020). Increased fire activity (Stevens-Rumann et al., 2018; Stevens-Rumann and Morgan, 2019; Turner et al., 2019a; Cadieux et al., 2020), further warming and drying that stresses tree seedlings, and model projections of stand-replacing fires at the forest-non-forest boundary in the western US (Parks et al., 2019) have raised the possibility of shifts in species composition or vegetation type (Halofsky et al., 2020). These projections suggest high variability in ecosystem responses depending on interactions between vegetation type, moisture stress, disturbances regimes, and human alterations (Hurteau et al., 2008; Kitzberger et al., 2017; Littell et al., 2018; Hurteau et al., 2019; Loehman et al., 2020; O'Connor et al., 2020).

Impacts on Human Systems

Increased fire activity, partly attributable to anthropogenic climate change, has had direct and indirect effects on mortality and morbidity, economic losses and costs, key infrastructure, cultural resources, and water resources (*medium confidence*), although other factors, such as increasing populations in the wildland-urban interface, also contributed. During 2000–2018, significant fire events claimed 315 lives in the US (NOAA, 2019); the economic impacts (capital, health, indirect losses from economic disruption) from the 2018 California fires were US\$149 billion (Wang et al., 2021). Poor air quality from fires caused increased respiratory distress (*very high confidence*); exposure extends long distances from the fire source (Section 14.5.6.3). In addition to public and private property damage and loss, fires have caused irretrievable losses from archaeological and historical sites (Ryan et al., 2012). Post-fire conditions have created unanticipated challenges for communities' water supply operations (Bladon et al., 2014; Návar, 2015; Martin, 2016) by altering water quality and availability (Smith et al., 2011; Bladon et al., 2014; Robinne et al., 2020) or public safety by increasing exposure to mass wasting events after extreme rainfall events (Cui et al., 2019; Kean et al., 2019). California utilities have proactively shut down parts of their electricity grid to reduce risk of fire during extreme weather, and substantial numbers of people will be increasingly vulnerable to this action in the coming decades (Abatzoglou et al., 2020).

In the US, annual costs of federal wildland fire suppression have increased by a factor of 4 since 1985 (USGCRP, 2018) and were US\$1.5–3B during 2016–202 (NIFC, 2021). Annual costs of fire protection in Canada have risen 2–3 fold from 1970–2017, to CAD\$1.0–1.4B during 2015–2017 (2017 dollars) (Natural Resources Canada, 2021). In one of its worst fire seasons, British Columbia expended over CAD\$500M in 2017 for fire suppression (Natural Resources Canada, 2018). The number of days of synchronous fire danger

is expected to double in the western US by 2051-2080, thereby increasing demands on fire suppression resources (Abatzoglou et al., 2021).

The 2016 Fort McMurray fire ranks as the costliest natural disaster in Canada to date (CAD\$3B in insured damages) (Mamuji and Rozdilsky, 2018; IBC, 2020). More than 88,000 people were evacuated; many were not aware of the high pre-existing fire risk and had limited warning to prepare and leave (McGee, 2019). The community subsequently required extensive social support and experienced mental health challenges (Government of Alberta, 2016; Cherry and Haynes, 2017; Mamuji and Rozdilsky, 2018; Brown et al., 2019a; McGee, 2019). Although a broad recovery plan was developed (Regional Municipality of Wood Buffalo, 2016), reconstruction and economic recovery has been slow (Mamuji and Rozdilsky, 2018).

Wildland fire was identified as a top climate change risk facing Canada (Council of Canadian Academies, 2019) and poses a challenge to communities and fire management (Coogan et al., 2019). Projected area burned in Canada using RCP2.6 will increase annual fire suppression costs to CAD\$1B by end of century (60% increase relative to 1980-2009) and to CAD\$1.4B using RCP8.5 (119% increase) (Hope et al., 2016). In the US, cumulative costs of fire response through 2100 are projected to be US\$23B (2015 dollars) per year under RCP8.5 (EPA, 2017). Lower emissions scenarios reduce these future cumulative costs by US\$55M (EPA, 2017) to US\$7-9B (2005 dollars) (Mills et al., 2015a). Fire increases from future warming will reduce timber supply in eastern Canada (Gauthier et al., 2015; Chaste et al., 2019) and increase post-fire sedimentation in watersheds of the western US (Sankey et al., 2017).

Adaptation

Wildland fire risks are not equitably distributed as they intersect with exposure and socioeconomic attributes (e.g., age, income, ethnicity) to influence vulnerability and adaptive capacity (Wigtil et al., 2016; Davies et al., 2018; Palaiologou et al., 2019) (*medium confidence*). Individuals in rural areas, low-income neighbourhoods, and immigrant communities as well as renters in California had less capacity to prepare for and recover from fire (Davies et al., 2018). In the US, 29 million people live in areas with significant potential for wildfires and 12 million are socially vulnerable (Davies et al., 2018). In Canada, there are 117 million ha of wildland-human interface (14% of total land area), and 96% of populated places have some wildland-urban interface within 5 km (Johnston and Flannigan, 2018).

There is growing recognition of the need to shift fire management and suppression activities to co-exist with more fire on the landscape. This includes widespread use of prescribed fire across landscapes to increase ecological and community-based resilience (Schoennagel et al., 2017; McWethy et al., 2019; Tymstra et al., 2020) (*high agreement, medium evidence*). Otherwise, the unprecedented combination of increased human exposure and size of recent megafires creates community risks that may exceed conventional operational and forest management response capacity and budgets (Podur and Wotton, 2010; Wotton et al., 2017; Loehman et al., 2020; Moreira et al., 2020; Parisien et al., 2020) particularly with ongoing population and infrastructure expansion into the wildland-urban interface (Canadian Council of Forest Ministers, 2016; Coogan et al., 2019).

Climate-informed post-fire ecosystem recovery measures (e.g., strategic seeding, planting, natural regeneration), restoration of habitat connectivity, and managing for carbon sequestration (e.g., soil conservation through erosion control, preservation of old growth forests, sustainable agro-forestry) are critical to maximize long-term adaptation potential and reduces future risk through co-benefits with carbon mitigation (Davis et al., 2019; Hurteau et al., 2019; Coop et al., 2020; Stewart et al., 2021). Innovation in and scaling up the use of prescribed fire and thinning approaches are contributing to pre-and post-fire resilience goals, including use of Indigenous Peoples burning practices that are receiving a new level of awareness (Kolden, 2019; Marks-Block et al., 2019; Long et al., 2020b) (Box 14.1).

The tools FireSmart Canada (<https://www.firesmartcanada.ca>), Firewise USA (<https://www.nfpa.org/>) and Think-Hazard Mexico (<https://thinkhazard.org>) were devised to reduce fire risks and create fire-resilient communities. They provide design guidance at building, lot, subdivision and community scales, and instruct citizens on creating defensible space (National Fire Protection Association, 2013; Firesmart Canada, 2018). Implementation has been fragmented and variable as it depends on voluntary uptake by individuals, business and communities across a range of adaptive capacities and fire-exposed landscapes (Smith et al., 2016a).

Many vulnerable groups do not have access to financial or physical resources to reduce fire risk (Collins and Bolin, 2009; Palaiologou et al., 2019).

Although innovative, holistic approaches to wildland fire management are becoming more common across North America, broader application is necessary to address the growing risks (*medium confidence*). A social-ecological perspective blends ecosystem complexity, scale and processes into land use planning along with community values, perception, and capacities as well as institutional arrangements (Smith et al., 2016a; Spies et al., 2018). A risk assessment perspective expands from short-term, reactive fire response to landscape-scale, long-term prevention, mitigation, and preparedness with community and practitioner engagement (Coogan et al., 2019; Sherry et al., 2019; Johnston et al., 2020; Tymstra et al., 2020).

[END BOX 14.2 HERE]

14.5.2 Ocean and Coastal Social-Ecological Systems

14.5.2.1 Observed Impacts and Projected Risks of Climate Change

Warming of surface and subsurface ocean waters has been broadly observed across all North American marine ecosystems from the polar Arctic to the subtropics of Mexico (*virtually certain*) (Hobday et al., 2016; Jewett and Romanou, 2017; Pershing et al., 2018; Smale et al., 2019a). Higher ocean temperatures have directly affected food-web structure (Gibert, 2019) and altered physiological rates, distribution, phenology, and behaviour of marine species with cascading effects on food-web dynamics (*very high confidence*) (Gattuso et al., 2015; Pinsky and Byler, 2015; Sydeman et al., 2015; Poloczanska et al., 2016; Frölicher et al., 2018; Le Bris et al., 2018; Free et al., 2019; Stevenson and Lauth, 2019; Barbeaux et al., 2020; Dahlke et al., 2020). Pacific coastal waters from Mexico to Canada and US mid-Atlantic coastal waters have a high proportion of species (>5% of all marine species) near their upper thermal limit, representing hotspots of risk from marine heatwaves (*medium confidence*) (Smale et al., 2019a; Dahlke et al., 2020). Kelp, a macro-algae, forms important habitat for other marine species, and its biomass has decreased 85–99% in the past 4–6 decades off Nova Scotia, Canada, replaced by invasive and turf algae; this is associated directly with warming waters (Filbee-Dexter et al., 2016).

Climate change has induced phenological and spatial shifts in primary productivity with cascading impacts on foodwebs (*high confidence*) (Siddon et al., 2013; Stortini et al., 2015; Sydeman et al., 2015; Stanley et al., 2018). This includes widespread starvation events of fish, birds (e.g., tufted puffins in Bering Sea in 2016/2017 and Cassin's Auklets in British Columbia in 2014/2015) and marine mammals (gray whales along both coasts of North America) (Sydeman et al., 2015; Duffy-Anderson et al., 2019; Jones et al., 2019b; Cheung and Frölicher, 2020; Piatt et al., 2020), which challenge protected species and fisheries management (section 14.5.4) (Chasco et al., 2017; Wilson et al., 2018; Barbeaux et al., 2020; Free et al., 2020; Holsman et al., 2020). Climate change has altered foraging behaviour and distribution of North Atlantic right whales and their target copepod prey (Record et al., 2019) increasing entanglement rates in lobster and snow crab fishing gear on the East coast of the US and Canada as lobster and crab distributions also shift due to changing water temperatures (Meyer-Gutbrod et al., 2018; Davies and Brillant, 2019). Similarly, whale entanglements in fishing gear along the Pacific coast has increased 20 fold (Hazen et al., 2018). Projected shifts in the North Pacific Transition Zone (NPTZ) by up to 1000 km northward (by the end of the century under RCP8.5) combined with changes in coastal upwelling (Polovina et al., 2011; Hazen et al., 2013; Rykaczewski et al., 2015) could alter up to 35% of elephant seal and bluefin tuna foraging habitat (Robinson et al., 2009; Kappes et al., 2010).

In North American Arctic marine systems, rapid warming is significant, with cascading impacts beyond polar regions (CCP6), and presents limited opportunities (tourism, shipping, extractive) but high risks (shipping, and fishing industries, Indigenous subsistence and cultural activities) (*high confidence*) (Gaines et al., 2018; IPCC, 2019b; Samhoury et al., 2019; Free et al., 2020; Holsman et al., 2020) (see sections 14.5.4; 14.5.9; 14.5.11; CCP6). Both direct hazards and indirect food web alterations from sea ice loss have imperilled seabirds, marine mammals, small boat operators, subsistence hunters and coastal communities (Sigler et al., 2014; Allison and Bassett, 2015; Huntington et al., 2015; Hauser et al., 2018; Raymond-Yakoubian and Daniel, 2018; Dezutter et al.) (CCP6). Increasingly favourable environmental conditions due

to warming combined with shipping and other activities has raised the rate of invasive species movement into the Arctic (Mueter et al., 2011). Sea ice loss due to climate change is expected to accelerate over the next century (14.2, WG1 9.3.1).

Coral reefs in Gulf of Mexico and along the coasts of Florida and Yucatan Peninsula are facing increasing risk of bleaching and mortality from warming ocean waters interacting with non-climate stressors (*very high confidence*) (Cinner et al., 2016; Hughes et al., 2018; Sully et al., 2019; Williams et al., 2019b). Coral reefs are contracting in equatorial regions and expanding poleward (Lluch-Cota et al., 2010; Jones et al., 2019a). Loss of coral habitat leads to loss of ecosystem structure, fish habitat, and food for coastal communities and impacts tourism opportunities (14.5.7) (Weijerman et al., 2015a; Weijerman et al., 2015b). Without mitigation to keep surface temperatures below a 2.0°C increase by the end of the century, up to 99% of coral reefs will be lost. However, 95% of reefs will still be lost even if warming is kept below 1.5°C (*high confidence*) (Hoegh-Guldberg et al.; Hoegh-Guldberg et al., 2019a). In Florida, by 2100, an estimated US\$24–55B may be lost in recreational use and value derived by people knowing the reef exists and is healthy (Lane et al., 2013; Hoegh-Guldberg et al., 2019b) as coral reefs decline (14.5.9).

SLR has led to flooding, erosion and damage to infrastructure along the western Gulf of Mexico, the southeast US coasts, and the southern coast of the Gulf of St Lawrence (14.2) (Daigle, 2006; Lemmen et al., 2016; Frederikse et al., 2020) (*very high confidence*). Mangroves, important nurseries for fish and climate refugia for corals (Yates et al., 2014), are under threat from climate change along the east coast of Mexico (Pedrozo Acuña, 2012). SLR, storm surge and attendant erosion of coastlines and barrier habitats are projected to have large impacts on coastal ecosystems, maritime industries (14.5.9), urban centres and cities (14.5.5) along the Gulf of Mexico, Caribbean Sea, Southeast US, the southern Gulf of St Lawrence and the Pacific Coast of Mexico (Box 14.4) (Semarnat, 2014; Sweet et al., 2017; Voudoukas et al., 2020). Coastal archaeological and historical sites are especially vulnerable to SLR (Anderson et al., 2017; Hestetune et al., 2018; Hollesen et al., 2018).

Future seawater CO₂ levels have been shown in laboratory studies to negatively impact Pacific and Atlantic squid, bivalve, crab, and fish species (Pacific cod), and indirectly alter food-web dynamics (Kaplan et al., 2013; Long et al., 2013b; Gledhill et al., 2015; Seung et al., 2015; Punt et al., 2016; Swiney et al., 2017; Hurst et al., 2019; Wilson et al., 2020) (*high confidence*). Long-term exposure to CO₂ reduced growth of Atlantic halibut (Gräns et al., 2014), whereas some cultured oysters (Fitzer et al., 2019) and key Alaskan commercial fish species show tolerance for high CO₂ waters (i.e., juvenile walleye pollock) (Hurst et al., 2012). Ocean acidification has already caused shellfish growers in the US and Canada to modify hatchery procedures and farming locations to protect the most vulnerable life-stages (Cross et al., 2016) and is projected to increasingly impact shellfish resources in the central and NE Pacific and Atlantic coasts (Seung et al., 2015; Punt et al., 2016) (Section 14.5.4).

Open ocean oxygen minimum zones (OMZ) are expanding in the North Atlantic, the North Pacific California Current and tropical oceans due to warming waters, stratification, and changes in precipitation (*medium confidence*) (Deutsch et al., 2015b; Breitburg et al., 2018; Claret et al., 2018; Ito et al., 2019) (WGI, 3.6.2). Hypoxic (extreme low oxygen) events along coasts, which are partially influenced by climate change, have been documented for all three countries, with events more prevalent on the east coast and around the Gulf of Mexico due to a regional oceanography dominated by rivers and estuaries carrying land-based nutrients (Breitburg et al., 2018). Hypoxia has directly caused large mortality events for fish and crabs in US estuaries in the Northwest Atlantic (Chesapeake Bay), Northeast Pacific (Puget Sound) and the Gulf of Mexico (Froehlich et al., 2015; Rakocinski and Menke, 2016; Sato et al., 2016; Kolesar et al., 2017). OMZs and hypoxic events are projected to increase over the next century and may limit where fish can move (*medium confidence*) (Deutsch et al., 2015b; Stortini et al., 2015; Bianucci et al., 2016; Li et al., 2016).

Favourable conditions for harmful algal blooms (HABs) have expanded due to warming, more frequent extreme weather events (Gobler et al., 2017; Pershing et al., 2018; Trainer et al., 2019) and increased stratification, CO₂ concentration, and nutrient inputs (Wells et al., 2015; Gobler et al., 2017; Griffith and Gobler, 2019) (*high confidence*). Increased occurrence of HABs (McCabe et al., 2016; Yang et al., 2016; Gobler et al., 2017; USGCRP, 2018) has induced ecological impacts and societal costs (see 14.5.4 for fishery closures). During the 2013–2016 Pacific Marine Heat Wave (MHW; Box 14.3), a *Pseudo-nitzschia* diatom

bloom off the US West Coast caused extensive closures of crab and razor clam fisheries (Trainer et al., 2019), with economic and socio-cultural impacts beyond those in the fisheries sector (Ritzman et al., 2018).

Beaching of massive *Sargassum* seaweed mats (*Sargassum natans* and *S. fluitans*) have been reported across the Caribbean and Gulf of Mexico from 2011-present day, affecting US and Mexico nearshore ecosystems, human health and the tourism industry (Franks et al., 2016; Resiere et al.; Wang et al., 2019). Costs of beach clean-up is high, with Texas spending over USD\$2.9 million annually (Webster and Linton, 2013).

Attribution of *Sargassum* blooms to climate change is still tenuous and complicated by multiple drivers and few observational data sources (Wang et al., 2019) (*low confidence*).

[START BOX 14.3 HERE]

Box 14.3: Marine Heatwaves

Marine heat waves (MHWs) are periods of discrete anomalously high (compared to 30-year history) sea surface temperatures that persist for a minimum 5 days but up to several months (Hobday et al., 2016; Frölicher et al., 2018; Holbrook et al., 2019; Laufkötter et al., 2020). There have been MHWs attributed to climate change in every marine system of North America including large areas of the Northwest Atlantic (2012), Caribbean Sea (2015), Bering Sea (2016-2018), and central through Northeast Pacific (2013-2016) (NOAA, 2018; Holbrook et al., 2019; Smale et al.). MHW events have affected kelp forests (Arafah-Dalmau et al., 2019), corals (Eakin et al., 2018), seagrasses, bottom-dwelling organisms, marine birds (Loredo et al., 2019; Smale et al., 2019a) mammals (Suryan et al., 2021), fish and shellfish and marine dependent human communities (Huntington et al., 2020; Fisher et al., 2021; Suryan et al., 2021). Increased sea temperatures directly increase metabolic demand and change productivity and behaviour of fish species (Stock et al., 2017; Free et al., 2019) as well as inducing rapid redistribution of species poleward and to deeper colder waters (Pech et al., 2017; Rheuban et al., 2017; Crozier et al., 2019; Stevenson and Lauth, 2019; Yang et al., 2019; Barbeaux et al., 2020; Cheung and Frölicher, 2020). In the Pacific, from the Baja Peninsula to the Bering Sea, there is evidence of widespread shifts in coastal biota and multi-trophic level starvation of seabirds and whales from combined metabolic demand and reduced prey quality associated with protracted MHWs across multiple regions (CCP6)(Sydeman et al., 2015; Duffy-Anderson et al., 2019; Sanford et al., 2019; Smale et al., 2019a) (Suryan et al. 2021). The distribution of two economically important North American species, Bering Sea Pacific cod (Pinsky et al., 2013b; Stevenson and Lauth, 2019; Barbeaux et al., 2020; Spies et al., 2020) and American Lobster (Rheuban et al., 2017), have shifted north. MHW-induced loss of coral reefs across tropical North American waters has varied in severity regionally. For instance, in 2015 and 2016, extensive, severe bleaching affected more than 30% of corals off the southeast US and a large proportion of US Hawaiian Islands, but had moderate to no impact off the Mexican Yucatan Peninsula (Frieler et al., 2013; Weijerman et al., 2015a; Weijerman et al., 2015b; Cinner et al., 2016; van Hooijdonk et al., 2016; Hughes et al., 2018; Sully et al., 2019; Williams et al., 2019b). Some reefs are exhibiting recovery following efforts focused at reducing non-climate stressors (e.g. overfishing, nutrient pollution and tourism use). MHWs are increasing in intensity and frequency (Hobday et al., 2016; Smale et al., 2019a) with largest increases in frequency and spatial coverage projected for the Gulf of Mexico, US southern East Coast and US Pacific Northwest (Ranasinghe et al., 2021) and pose a key risk to marine systems in North America (14.5.2, Ch 3, 16.).

[END BOX 14.3 HERE]

14.5.2.2 Adaptation: Current State, Barriers and Opportunities

Emerging technologies and cooperative marine management are approaches to facilitate adaptation but require coordination and investment for implementation. (Gattuso et al., 2018; Miller et al., 2018; Holsman et al., 2019; Karp et al., 2019) (*high confidence*). Advancements in oceanographic and ecological nowcasting and forecasting tools (i.e., O₂, pH, temperature, aragonite saturation state, sea ice conditions) can reduce climate impacts by supporting fisheries and aquaculture adaptation along US coasts (Section 14.5.4) (Cooley et al., 2015; Irby et al., 2015; Siedlecki et al., 2015; Siedlecki et al., 2016; Siddon and Zador, 2017).

Forecasts and warnings reduce human exposure to HAB toxins in the Great Lakes, the west coast of Florida, east coast of Texas and the Gulf of Maine (Anderson et al., 2019).

Ocean management that utilizes a portfolio of nested, multi-scale, climate-informed and ecosystem-based management approaches in North American waters can increase the resilience of marine ecosystems by addressing multiple stressors simultaneously (Marshall et al., 2018; Holsman et al., 2019; Smale et al., 2019a; Holsman et al., 2020) (*high confidence*). Integrated Ecosystem Assessments (Foley et al., 2013; Levin et al., 2014) are increasingly used to provide strategic advice and context for harvest allocations and bycatch avoidance (Zador et al., 2017) and early warnings of ecosystem-wide change (e.g., sentinel species, ecological indicators) (Cavole et al., 2016; Hazen et al., 2019; Moore and Kuletz, 2019). Dynamic ocean management policies may improve resilience of marine species and ecosystems to climate (Hyrenbach et al., 2000; Maxwell et al., 2015; Dunn et al., 2016; Tommasi et al., 2017a; Tommasi et al., 2017b; Hazen et al., 2018; Wilson et al., 2018; Holsman et al., 2019; Karp et al., 2019) (*medium confidence*). New proactive and rapid management approaches have been developed to minimize impacts of increasingly frequent entanglements of protected species, caused by climate-driven changes in prey and fishery activities (Corkeron et al., 2018; Meyer-Gutbrod et al., 2018). Dynamic closure areas are being used to address these issues and reduce loggerhead turtle bycatch in Hawaiian shallow-set longline fisheries (Howell et al., 2015; Lewison et al., 2015), blue whale ship-strike risk in near-real time (Hazen et al., 2017; Abrahms et al., 2019b), and bycatch of multiple top predator species in a West Coast drift gillnet fishery (Hazen et al., 2018).

Improved coordination and planning at multiple scales will be important for marine species conservation and recovery as species redistribute across fishery areas, marine protected zones, and international and jurisdictional boundaries (Cross-Chapter Box MOVING PLATE in Chapter 5) (Pinsky et al., 2018; Karp et al., 2019) (Section 14.5.4). Indigenous Peoples' co-management with federal and state partners of marine resources and protected species is an important approach (see Section 14.5.4, Chapter 5, Chapter 6, and CCP6) (Galappaththi et al., 2019).

Securing broodstocks for rebuilding and supplementation can be challenging for marine populations already in decline (e.g., blue king crab in Alaska, steelhead salmon in Puget Sound, white abalone in California, most groundfish in Northeast US and Canada) (14.5.4; Table SM14.8). Marine protected areas can attenuate climate impacts through trophic redundancy, preserving ecological processes, biodiversity, and climate refugia (Roberts et al., 2017a; Schoen et al.), although benefits decrease after mid-century (or sooner for high latitude marine protected areas) as species reach their thermal limit, unless coupled with greenhouse gas (GHG) mitigation (Bruno et al., 2018). Transport, relocation and cultivation of resistant breeds of salmon, oysters, corals, marine mammals, and other keystone species as well as hatchery supplementation of impaired populations of fish and shellfish are species conservation and recovery methods that will be in greater demand under climate change, although unintended environmental impacts must be considered. Options for protecting and restoring coral reefs to prevent loss of ecosystem function are under development with Florida reef species (Gattuso et al., 2018; National Academies of Sciences, 2019). An emerging approach for financing the protection of reefs involves re-categorizing reefs as "natural infrastructure" which has allowed for use of insurance to rebuild lost reefs (Storlazzi et al., 2019).

14.5.3 Water Resources

Climate change poses increasing threats to North American aquatic ecology, water quality, water availability for human uses, and flood exposure, through reductions in snow and ice, increases in extreme precipitation, and hotter droughts. Adaptation will be impeded in cases where there are conflicts over competing interests or unintended consequences of uncoordinated efforts, heightening the importance of cooperative, scenario-based water resource planning and governance (*high confidence*).

14.5.3.1 Observed Impacts

North American water resources continue to be affected by ongoing warming, with impacts driven by reductions in snow and ice, increases in extreme precipitation, and hotter droughts (Section 14.2) (Fleming and Dahlke, 2014; Mortsch et al., 2015; Dudley et al., 2017; Fyfe et al., 2017; McCabe et al., 2017; Chavarria and Gutzler, 2018; Lall et al., 2018; Bonsal et al., 2019; USGCRP, 2019) (*high confidence*). The

1 cascading effects of severe droughts, floods, sediment mobilization, harmful algal blooms (HABs) and
2 pathogen contamination episodes have revealed the vulnerability and exposure of large numbers of people
3 and economic activities to those hazards.

4
5 North America's dams, levees, wastewater-management and water conveyance facilities have improved
6 water supply safety and have reduced flood and drought risks, but a substantial portion of that infrastructure
7 is aging and inadequate for modern conditions (Ho et al., 2017; Tellman et al., 2018; Carlisle et al., 2019;
8 FEMA, 2019; ASCE, 2021). Increasingly heavy precipitation from a variety of storm types has affected parts
9 of North America (Feng et al., 2016; Prein et al., 2017a; Kunkel and Champion, 2019; Kunkel et al., 2020),
10 contributing to contamination from combined sewer overflows (Olds et al., 2018) and increased flood
11 damages that are partially attributed to anthropogenic climate change (van der Wiel et al.; Davenport, 2021).
12 Extreme precipitation events have overwhelmed water control infrastructure, imperilling public safety and
13 contributing to extensive damages in parts of North America (Kytomaa et al., 2019; Vano et al., 2019; White
14 et al., 2019). Damages stem from extremity of the event and prior land use and infrastructure decisions (*high*
15 *confidence*).

16
17 In South Carolina, five days of heavy rainfall in October 2015 caused the failure of more than 50 dams and
18 some levees, significantly magnifying destruction from the floodwaters (FEMA, 2016). Slow-moving,
19 destructive storms like hurricanes Harvey (2017) and Florence (2018) have caused significant flooding (van
20 Oldenborgh et al., 2017; Paul et al., 2019b). In those cases, urban sprawl may have altered storm dynamics
21 (Zhang et al.), while increased asset exposure to the flood hazard amplified the multi-billion dollar losses
22 (Klotzbach et al., 2018; Trenberth et al., 2018). A substantial fraction of the damage from hurricane
23 Harvey's extreme rainfall has been attributed to anthropogenic climate change (Emanuel, 2017; Risser and
24 Wehner, 2017) (Box 14.5). A near-disaster at California's Oroville dam in 2017 was caused by inadequate
25 infrastructure design and maintenance together with an unusually large number of atmospheric river (AR)
26 storms. The event required emergency reservoir spills while the state was beginning recovery from the
27 extreme 2012–2016 drought (Vano et al., 2019; White et al., 2019).

28
29 In Mexico, some poor neighbourhoods and informal settlements are located in areas exposed to recurrent
30 flooding. Residents often lack access to public services and technical resources for risk reduction, which
31 heightens their vulnerability (Castro and De Robles, 2019).

32
33 Population growth and urban development have increased the exposure and vulnerability of Canadian
34 communities to flood damages, with cumulative damages (including uninsured losses) exceeding US \$10B
35 in the past decade (The Geneva Association et al., 2020). Recurring floods are particularly costly (e.g., New
36 Brunswick (Beltaos and Burrell, 2015; Kovachis et al., 2017)). Floods in High River, AB (2013) and
37 Gatineau, QC (2017, 2019) initiated considerations of building flood resilience including planned retreat
38 (Saunders-Hastings et al., 2020).

39
40 Extended and severe droughts in the western US, northern Mexico and Canadian Prairies, exacerbated by
41 higher temperatures, have caused economic and environmental damage (Williams et al., 2013;
42 AghaKouchak et al., 2015; Diaz et al., 2016; Bain and Acker, 2018; Lopez-Perez et al., 2018; Ortega-Gaucin
43 et al., 2018; Xiao et al., 2018; Martinez-Austria et al., 2019; Bonsal et al., 2020; Martin et al., 2020b; Milly
44 and Dunne, 2020; Overpeck and Udall, 2020). Droughts have intensified tensions among competing water
45 use interests and accelerated depletion of groundwater resources (14.5.4) (Pauloo et al., 2020) (*high*
46 *confidence*).

47
48 Climate trends are affecting riverine, lake and reservoir water quality (*medium confidence*). Droughts and
49 increased evapotranspiration have impaired water quality by concentrating pollutants in diminished water
50 volumes (Paul et al., 2019a). Cyanobacterial blooms and pathogen exposure events are increasing in
51 frequency, intensity, and duration in North America (Taranu et al., 2015). They are closely associated with
52 observed changes in precipitation intensity and associated nutrient loading (e.g., agricultural runoff, sanitary
53 sewer overflows), elevated water temperatures and eutrophication (Michalak et al., 2013; Michalak, 2016;
54 Trtanj et al., 2016; Chapra et al., 2017; IBWC, 2017; Williamson et al., 2017; Olds et al., 2018; Coffey et al.,
55 2019). These events endanger human and animal health, recreational and drinking water uses, aquatic
56 ecosystem functioning, and cause economic losses (Michalak et al., 2013; Bullerjahn et al., 2016; Chapra et
57 al., 2017; Huisman et al., 2018). Households and communities dependent on substandard wells, unimproved

water sources, or deficient water provision systems are more *likely* than others to experience climate-related impairment of drinking water quality (14.5.6.5) (Allaire et al., 2018; Baeza et al., 2018; California State Water Resources Control Board, 2021; Navarro-Espinoza et al., 2021; Water and Tribes Initiative, 2021).

14.5.3.2 Projected Impacts and Risks

Climate change is projected to amplify current trends in water resource impacts, potentially reducing water supply security, impairing water quality, and increasing flood hazards to varying degrees across North America (*high confidence*). Examples are presented in Table 14.3.

Table 14.3: Selected Projected Water Resource Impacts in North America.

Climatic Drivers and Processes	Examples of Future Risks/Impacts	Location (see Figure 14.1)	References
Warming-induced reductions in mountain snow and glacial mass	Projected decreases in annual and late-summer streamflow from high-elevation reaches of snow-fed rivers, affecting stream ecology and water supplies, (<i>high confidence</i>)	US-NW, US-SW CA-BC, CA-PR	(Jost et al., 2012; Solander et al., 2018; Bonsal et al., 2019; Milly and Dunne, 2020)
Earlier seasonal snowmelt runoff	Greater winter/early spring flooding risks and reduced summer surface water availability, intensifying seasonal mismatch with water demands (<i>high confidence</i>), Increased challenges for balancing multi-purpose reservoir objectives (e.g. flood-management, water supply, ecological protection and hydropower) (<i>high confidence</i>)	US-NW, US-SW CA-BC, CA-PR,	(Cohen et al., 2015; Dettinger et al., 2015; Bonsal et al., 2019; Bonsal et al., 2020; RMJOC, 2020; Bureau of Reclamation, 2021d)
Earlier seasonal snowmelt runoff	Possible reductions in water supply security (<i>medium confidence</i>); Reduced viability of some small-scale irrigation systems (<i>medium confidence</i>)	US-SW	(Medellin-Azuara et al., 2015; Ullrich et al., 2018; Bai et al., 2019; Milly and Dunne, 2020; Ray et al., 2020; Bureau of Reclamation, 2021b; Bureau of Reclamation, 2021a; Bureau of Reclamation, 2021c)
Changes in seasonal timing and/or total annual runoff	Impacts on electric power generation (<i>medium confidence</i>) varying by location and type of generation	US-SW, US-NW CA-QC	(Haguma et al., 2014; Bartos and Chester, 2015; Guay et al., 2015; Turner et al., 2019b; RMJOC, 2020; Bureau of Reclamation, 2021d)
Changes in seasonal timing and/or total annual runoff	Impacts on urban water supplies	CA-QC	(Foulon and Rousseau, 2019)

Warming-related increased imbalance between renewable surface water supplies and consumptive water demands	Greater pressures on groundwater resources, possible increased aquifer depletion, reduced baseflow into surface streams and reduced long-term water supply sustainability (<i>medium confidence</i>)	US-SW, US-SP, US-SE, MX-N, MX-NW	(Bauer et al., 2015; Molina-Navarro et al., 2016; Russo and Lall, 2017; Brown et al.; Nielsen-Gammon et al., 2020; Bureau of Reclamation, 2021b)
Warming-related drought amplification	Reduced water availability for human uses and ecological functioning (<i>medium to high confidence</i>) varying by location; increased evaporative losses from reservoirs.	Widespread especially: US-SW, US-NP, US-SP CA-PR MX-NW, MX-N	(Prein et al., 2016; Dibike et al., 2017; Lall et al., 2018; Paredes-Tavares et al., 2018; Martinez-Austria et al., 2019; Tam et al., 2019; Martin et al., 2020b; Milly and Dunne, 2020; Overpeck and Udall, 2020; Williams et al., 2020; Bureau of Reclamation, 2021b)
Heavier and/or prolonged rainfall events	Flooding, infrastructure and property damage (<i>medium to high confidence</i>) varying by location; increased erosion and debris flows with impacts on public safety, reservoir sedimentation and stream ecology -- hazards amplified in watersheds affected by wildfires.	Widespread; especially: US-SE, US-NE, US-NP, US-SP, US-SW CA-BC MX-CE; MX-NE; MX-SE	(Feng et al., 2016; Emanuel, 2017; Prein et al., 2017a; Prein et al., 2017b; Haer et al., 2018; Kossin, 2018; Mahoney et al., 2018; Thistlethwaite et al., 2018; Curry et al., 2019; Larrauri and Lall, 2019; Wobus et al., 2019; Ball et al., 2021)
Heavier and/or prolonged rainfall events	Water quality impairment, increasing HAB events due to increased sediment and nutrient loading together with warming. Greatest impacts in humid areas with extensive agriculture (<i>medium confidence to high confidence</i>) varying by location.	US-MW, US-NE, US-SE, US-NP, US-SP CA-ON, CA-AT, MX-NE, MX-NW	(Alam et al., 2017; Chapra et al., 2017; Sinha et al., 2017; Ballard et al., 2019)
Increasingly variable precipitation,	Highly variable precipitation poses challenges for water management, worsening water supply and flooding risks. Atmospheric River (AR) events are projected to increase variability by dominating future North American west coast precipitation (<i>medium confidence</i>)	US-SW, US-NW, CA-BC	(Gershunov et al., 2019; Huang et al., 2020)
Hotter summer season	Evaporative losses from reservoirs are projected to increase significantly (<i>very high confidence</i>)	US-SW, US-NW, US-NP	(Bureau of Reclamation, 2021b)

Projected long-term reduction in water availability in the US Southwest and northern Mexico, e.g., from the Colorado and Rio Grande Rivers, will have substantial ecological and economic impacts given the region's heavy water demands (*high confidence*) (Lall et al., 2018; Paredes-Tavares et al., 2018; Martinez-Austria et al., 2019; Milly and Dunne, 2020; Williams et al., 2020). Increased water scarcity will intensify the need to address competing interests across state and national boundaries, including honouring commitments to Indigenous Peoples who have long struggled with inadequate access to their water entitlements and marginalization in water resource planning (Mumme, 1999; Cozzetto et al., 2013b; Mumme, 2016; McNeeley, 2017; Radonic, 2017; Robison et al., 2018; Curley, 2019; Water and Tribes Initiative, 2020; Wilder et al., 2020).

Increased scarcity of renewable water relative to legally allocated or desired uses may develop in many parts of North America. A detailed analysis of projected water demands (consumptive uses) and availability found increasingly frequent shortages in several watersheds across the United States (Brown et al., 2019b). This might lead to maladaptive increased groundwater mining, or alternatively to policies promoting sustainable balancing of water consumption with renewable supplies, for example by facilitating voluntary water transfers or improving enforcement of groundwater rights (Colorado River Basin Stakeholders, 2015; California Natural Resources Agency et al., 2020; Colorado Water Conservation Board, 2020; Pauloo et al., 2020).

Climate change is projected to reduce groundwater recharge in major US Southwest aquifers (e.g., Southern High Plains, San Pedro and Wasatch Front), exacerbating their ongoing depletion due to unsustainable pumping. Other aquifers, especially those farther north, face uncertain or possibly increasing recharge (Meixner et al., 2016) (*medium confidence*).

Projected changes in temperature and precipitation present direct risks to North American water quality, varying with regional and watershed contexts (Chapra et al., 2017; Coffey et al., 2019; Paul et al., 2019a), and related to streamflow, population growth (Duran-Encalada et al., 2017) and land use practices (Mehdi et al., 2015) (*medium confidence*). HABs increase in frequency across the US (Wells et al., 2015) with the highest risk projected for the Great Plains and Northeast US, and greatest economic impacts from lost recreation value in Southeast US (Chapra et al., 2017).

The diversity of climate regimes across North America results in regional differences in water-related climate change risks (Figure 14.4).

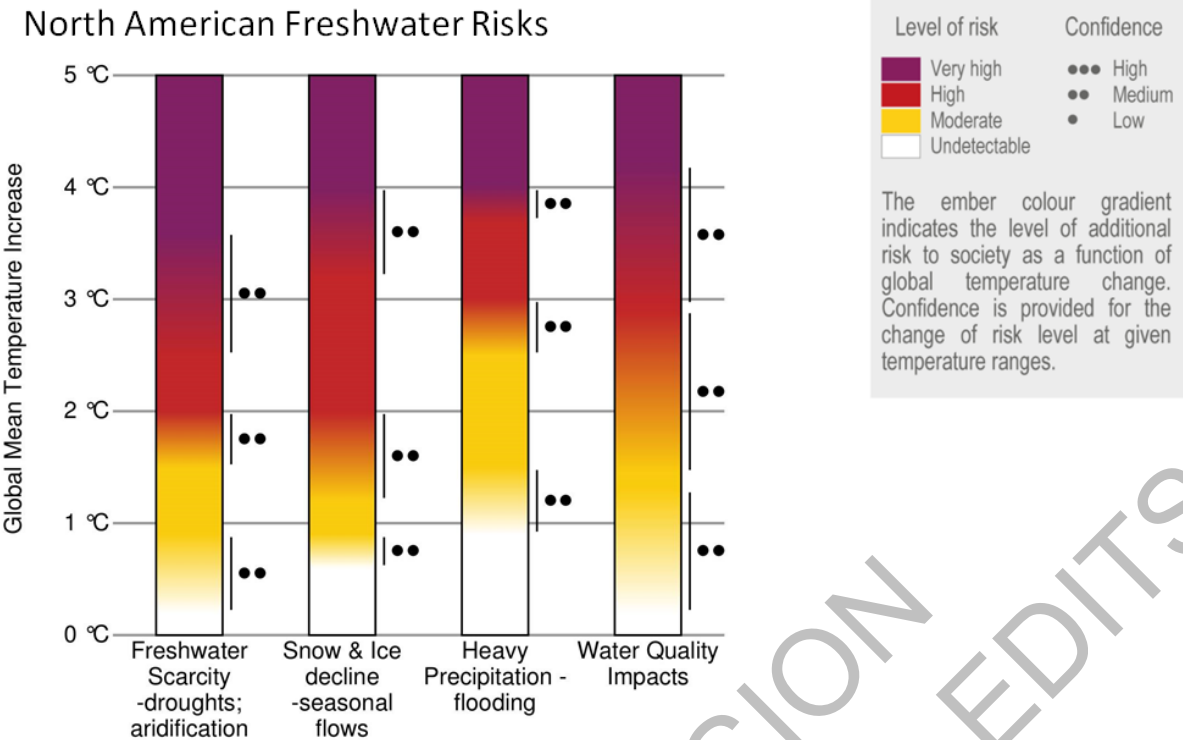


Figure 14.4: Freshwater resource risks as a function of global mean surface temperature increase relative to preindustrial (1850-1900). Estimated sensitivities are based on references cited in Table 14.3, see SM14.4.

14.5.3.3 Adaptation

North American water planners and policy makers have abandoned stationarity assumptions (Milly et al., 2015) to address climate change. Transboundary institutions, government agencies, and professional organizations are taking the lead on adaptation planning and implementation. (ASCE, 2018b; Clamen and Macfarlane, 2018; International Joint Commission (IJC), 2018). Major water agencies are using climate scenarios to identify vulnerabilities and evaluate adaptation options (Yates et al., 2015; Vogel et al., 2016; California Department of Water Resources, 2019; Ray et al., 2020; Bureau of Reclamation, 2021d). The Water Utility Climate Alliance advises municipal water providers, to address uncertainty by considering a wide range of plausible future climate conditions (WUCA, 2010). In some areas, the impacts of wildfires on water supply resiliency are being considered (Martin, 2016). Many North American Indigenous Peoples are engaged in climate change adaptation planning although these efforts may be hampered by the complicated legal and administrative setting in which they must operate (Norton-Smith et al., 2016a; McNeeley, 2017).

Recent climate extremes have heightened governmental attention to climate change impacts (e.g., (California Natural Resources Agency et al., 2020). Droughts have exposed shortcomings in water management and governance (Gray et al., 2015; Xiao et al., 2017b; Lopez-Perez et al., 2018) spurring legislation and administrative changes to improve groundwater regulation and documentation of water rights (California Department of Food and Agriculture, 2017; Miller, 2017; Lund et al., 2018; Hanak et al., 2019). Water allocation policies are being reassessed to enhance equity, sustainability and flexibility through shortage sharing agreements, improved groundwater regulation and voluntary water transfers. Developments include an interstate drought management agreement for the Colorado River (US Law, 2019), and agreements between the US and Mexico to provide pulse flows to benefit the ecology of the Colorado River Delta (Pitt and Kendy, 2017). State-wide water planning in Colorado has emphasized building drought resilience (e.g. by facilitating temporary water transfers) (Colorado State Government, 2015; Yates et al., 2015). At local scales there have been innovations in cooperative watershed protection and water resource planning (Cantú, 2016). Indigenous Peoples are playing an increasing role in identifying equitable and resilient options for adaptation by contributing their knowledge and voicing their perspectives on the importance of healthy water bodies for human and environmental well-being (Norton-Smith et al., 2016a; Water and Tribes Initiative,

2020). Collaboration between stakeholders, policymakers and scientists is increasingly common in water resources adaptation planning and assessment.

Examples of adaptation include increasing adoption of water-saving irrigation methods in California (Cooley, 2016), experimentation with using flood waters to enhance groundwater recharge (Kocis and Dahlke, 2017; California Department of Water Resources, 2018), and agricultural land management programs, including developing riparian buffers to protect water quality (14.5.4) (Mehdi et al., 2015) (Schoeneberger et al., 2017). Indigenous Peoples are building upon traditional practices to adapt to the effects of climate change, for example by working jointly to recharge local aquifers (Basel et al., 2020).

Water right laws, interstate compacts and international treaties regarding transboundary water shape the context for climate change adaptation, but the possibility of long-term climate change typically was not contemplated at their inception. Gaps in coverage and vaguely defined terms can lead to tensions and disputes, especially in areas facing increased aridity, creating difficulties for adaptation. For example, unregulated pumping of groundwater for irrigation during short-term droughts can serve as an adaptation to acute conditions, (14.5.4) but if persisting long-term, can deplete finite groundwater resources and dewater hydrologically connected rivers. Such outcomes have engendered bitter and costly interstate conflicts in the US, some reaching the US Supreme Court including *Texas v New Mexico* (Rio Grande) and *Florida v. Georgia* (Apalachicola-Chattahoochee-Flint).

Trans-boundary rivers that exemplify the need to address climate impacts include the Colorado (Gerlak et al., 2013), Columbia (Cosens et al., 2016), and Rio Grande/Rio Bravo (Mumme, 1999; Mumme, 2016; Garrick et al., 2018; Payne, 2020). Drought emergencies can open opportunities for progress on collaborative adaptive governance, but such windows may quickly close when wetter conditions return (Sullivan, (2019).

Water serves a wide variety of environmental functions and human uses as it moves through North America's river basins, so the impacts of climate change are expected to be widespread and multifaceted. This increases the importance of collaborative adaptation efforts that are equitable, transparent and give voice to differing values, perspectives, and entitlements across a broad socioeconomic spectrum of urban and rural, Indigenous and non-Indigenous participants (Miller et al., 2016; Cosens et al., 2018). Adaptation planning may be hampered by conflicting interests, jurisdictional boundaries, and inherent interconnections between actions and impacts at different points throughout a watershed or river basin. Differential power relationships, decision-making authority and access to information also can interfere with effective adaptive governance, while equitable processes for decision-making bolstered by reliable shared information can help to overcome those impediments (Cosens et al., 2016; Arnold et al., 2017; Cosens et al., 2018; Porter and Birdi, 2018).

Across North America, there are growing signs of progress toward adaptive water governance and implementation of climate-resilient, and ecosystem-based, water management solutions (Colorado River Basin Stakeholders, 2015). California's approach to groundwater sustainability regulation intends to foster such collaborative problem-solving by giving local Groundwater Sustainability Agencies the authority to design locally appropriate plans to meet state-defined sustainability goals (State of California, 2014; Miller, 2017). As evidenced by the US interstate disputes, the greatest difficulties arise in cases where stark upstream-downstream differences in interests leave little room for mutual benefit. Severe aridification may test the limits of adaptive capacity.

Research on water diplomacy recommends broadening negotiations beyond a narrow focus on zero-sum issues, like rigid water allocations, to embrace a more diverse set of shared interests including the need for flexibility to respond to changing conditions. A process for ongoing inclusive engagement of a watershed's stakeholders in mutual social, policy and science learning is important. Such mutual learning can build trust and establish a common platform of credible information for co-creation of adaptation solutions. In addition, better understanding of the policy positions and constraints of others can help stakeholders to identify workable solutions to contentious water management issues (Payne, 2020; Wilder et al., 2020). Cooperation between Mexico and the US on mapping and assessment of transboundary aquifers is a product of such ongoing engagement (Callegary et al., 2018; Sanchez et al., 2018). Other examples of the benefits of sustained engagement are provided by a set of co-management arrangements between state, federal and Indigenous authorities on water management for fishery restoration in the US Pacific Northwest (Tsatsaros et

al., 2018), and Indigenous involvement in multi-level co-management of water resources in Canada's Northwest Territories (Latta, 2018).

14.5.4 Food, Fibre, and Other Ecosystem Products

14.5.4.1 Observed Impacts and Projected Risks: Agriculture, livestock, and forestry

Climate change has affected crops across North America through changes in growing seasons and regions, extreme heat, precipitation, water stress, and soil quality (Table 14.1, 5.4.1; Figure 5.3) (Mann and Gleick, 2015; Galloza et al., 2017; Otkin et al., 2018). These changes directly influence crop productivity, quality and market price (*high confidence*) (Kistner et al., 2018; Reyes and Elias, 2019). Effects of historical climate change on maize, soybean, barley and wheat crop yields vary from strong increases to strong decreases (e.g. >-0.5 to $>+0.5$ t ha⁻¹yr⁻¹ for maize) within North America's agroecological regions, even for the same crop (Ray et al., 2019). Across North America, climate change has generally reduced agricultural productivity by 12.5% since 1961, with progressively greater losses moving south from Canada to Mexico (Ortiz-Bobea et al., 2021), yet responses are highly differential across regions and crops. Some crop loss events are partially attributed to climate change (*high confidence*) such as the 2012 Midwest and Great Plains drought, which cost agriculture USD\$30B (Smith and Matthews, 2015; Rupp et al., 2017). Aridity is extending northward, altering crop suitability ranges (Fig 14.4); up to 50% of distributional shifts in growing regions for US crops between 1970-2010 may be related to climate change (Lant et al., 2016; Cho and McCarl, 2017). Irrigation is expanding to areas formerly largely dependent on rainfall (Wang et al., 2018b).

Without adaptation, climate change is projected to reduce overall yields of important North American crops (e.g., wheat, maize, soybeans) (*high confidence*) (Chen et al., 2017; Levis et al., 2018) (Tables SM14.3-4). For example, projected heat stress (RCP8.5) reduced midcentury (2040–2069) maize and cotton yields by 12-15% of historical yields (1950–2005), with the US-SW suffering the largest impacts (Elias et al., 2018) (Table SM14.5). Warming and heat extremes will delay or prevent chill accumulation, affecting perennial crop development (e.g. fruit set failure), yield (e.g., walnuts, pistachios, stone fruit), and quality (e.g. grapes) (*medium confidence*) (Parker et al., 2020). Warming will alter the length of growing seasons of cold-season crops (e.g., broccoli, lettuce) and will shift suitability ranges of warm-season California crops (e.g., tomatoes) (*medium confidence*) (Marklein et al., 2020). Increasing atmospheric CO₂ will enhance yields yet reduce nutrient content of many crops (*high confidence*); a CO₂ concentration of 541 ppm (seen by 2050 in RCP 8.5) would reduce per capita nutrient availability in North American diets by 2.5–4.0% (Beach et al., 2019). Crop pest and pathogen outbreaks are expected to worsen under climate change (*high confidence*) (Deutsch et al., 2018; Wolfe et al., 2018; Zhang et al., 2019a).

Climate change is anticipated to cause declines in livestock production across North America (*high confidence*; Table 14.4 & SM14.6) (Havstad et al., 2018; Murray-Tortarolo et al., 2018); increases in extreme temperature raise the risk of livestock heat stress, disease, and pest impacts (Rojas-Downing et al., 2017). Projected aridification reduces forage production in the Southwest US and Northern Mexico (*high confidence*) (Polley et al., 2013; Reeves et al., 2014; Cooley, 2016; Bradford et al., 2020) and transforms grasslands to woody shrublands (Briske et al., 2015; Murray-Tortarolo et al., 2018), while warmer and wetter conditions in the northern regions (CA-PR, US-NW, US-NP) may enhance rangeland production by extending growing seasons (*high confidence*) (Hufkens et al., 2016; Derner et al., 2018; Zhang et al., 2019a). Increased CO₂ will enhance production (*medium confidence*), but reduce forage quality (*high confidence*) in US-NP and US-NW (Table SM14.6) (Derner et al., 2018).

Climate change impacts on forests (14.5.1, Box 14.2) may affect timber production by altering tree species distributions, productivity, and wildfire and insect disturbances (*medium confidence*). Southern or drier locations may shift from forests to other vegetation types, whereas higher latitude areas may experience forest expansion (Brecka et al., 2018). Tree species composition is projected to change with climate change (Wang et al., 2015; Bose et al., 2017). Tree growth may increase or decrease from changes in temperature or moisture depending on location, with lower growth expected from warming in water-limited areas (Littell et al., 2010). Increased productivity associated with more favourable climate conditions is projected for boreal forests (Brecka et al., 2018), although in some regions, growth will reverse and decline with additional warming (D'Orangeville et al., 2018; Chaste et al., 2019). As a result of these changes, timber yields in North America may increase in the future (Beach et al., 2015; EPA, 2015a) or decrease (Boulanger et al.,

2014; McKenney et al., 2016; D'Orangeville et al., 2018; Thorne et al., 2018; Chaste et al., 2019) depending on location and mechanisms included. Wildfires and insect outbreaks are projected to increase with future climate change, thereby limiting biomass (Gauthier et al., 2015; Bentz et al., 2019; Chaste et al., 2019).

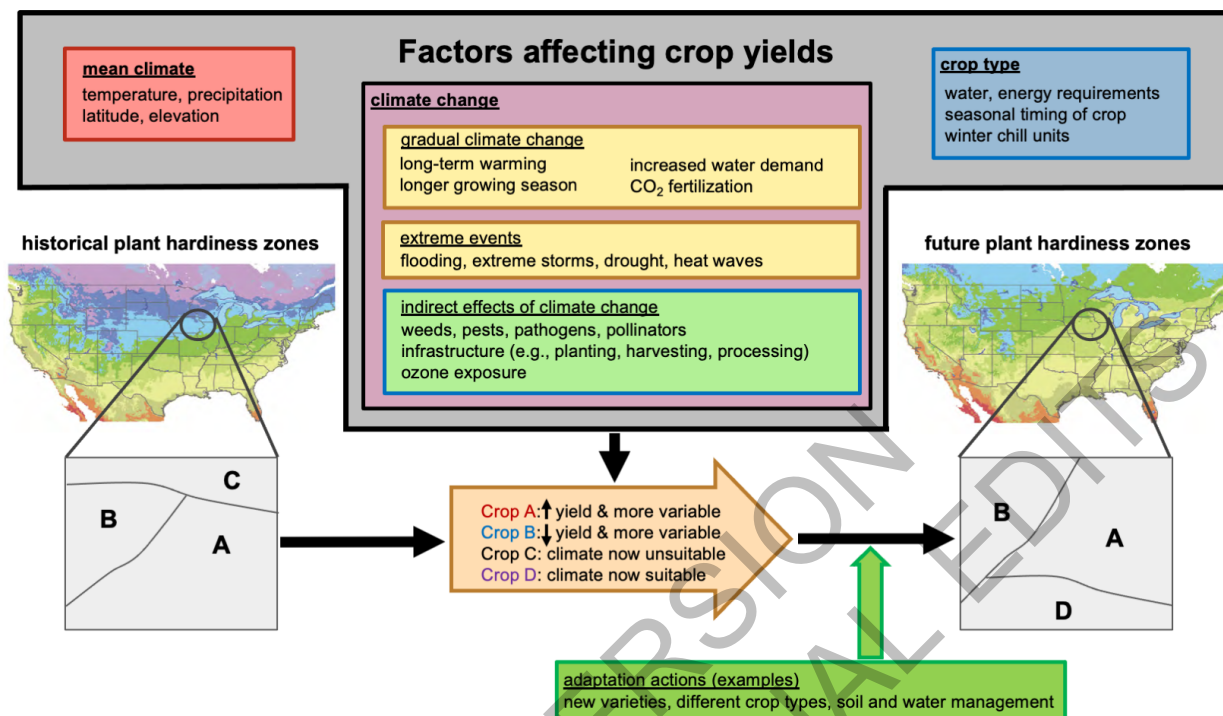


Figure 14.5: Crop responses to climate change will depend on existing mean climate, the type of climate change, and characteristics of crop types. Hypothesized responses for Crop Types A, B, C, and D include changing crop yields or changing crop area. Adaptation actions may alter hypothesized responses; maps from Matthews et al. (2019)

14.5.4.2 Observed Impacts and Projected Risks: Fisheries and Aquaculture

Climate impacts outlined in Section 14.5.2 have induced yield losses for multiple subsistence, recreational, and commercial fisheries (*very high confidence*) and contributed to commercial fishery closures across North America (Figure 14.6, Table SM14.7, 14.5.1, 14.5.3) (Lynn et al., 2014; Barbeaux et al., 2020; Fisher et al., 2021). Climate-driven declines in productivity are widespread (*high confidence*) (Figure 14.6), although a few increases are observed in northern regions (*medium confidence*) (Cunningham et al., 2018; Crozier et al., 2019; Zhang et al., 2019b). Redistribution of species has increased travel distance to fishing grounds, shifted stocks across regulatory and international boundaries, and increased interactions with protected species (*very high confidence*) (Cross-Chapter Box MOVING PLATE in Chapter 5) (14.5.2) (Morley et al., 2018; Free et al., 2019; IPCC, 2019c; Rogers et al., 2019; Stevenson and Lauth, 2019; Young et al., 2019) (Figure 14.6, Table SM14.7). Climate shocks have reduced yield and increased instability in fishery revenue (*high confidence*) (Fisher et al., 2021).

Declines in yield and poleward stock redistributions (avg. ~ 20.6 km decade⁻¹) are expected to continue under climate change, and increase in magnitude with atmospheric carbon (*high confidence*) (Table 14.4) (Hare et al., 2016; Pecl et al., 2017; Rheuban et al., 2017; Morley et al., 2018; Smale et al., 2019a; Szuwalski et al., 2021). For example, without adaptation, end of century losses of Bering sea pollock yield (relative to persistence scenarios) is *likely* to reach 50% under moderate (RCP4.5) and 80% under low (RCP8.5) mitigation scenarios, respectively (Holsman et al., 2020). Expanding HABs, pathogens, and altered ocean chemistry (OA and dissolved oxygen) will reduce yields and increase closures of fisheries along all North American coasts (*medium confidence*) (14.5.2) (Deutsch et al., 2015a; Ekstrom et al., 2015; Seung et al., 2015; Punt et al., 2016; Howard et al., 2020). For fisheries that represent 56% of current US fishing revenue, projected annual net losses under high emission scenarios (RCP 8.5; 2021-2100) may reach double that of low emission scenarios (RCP2.6) (Moore et al., 2021).

1

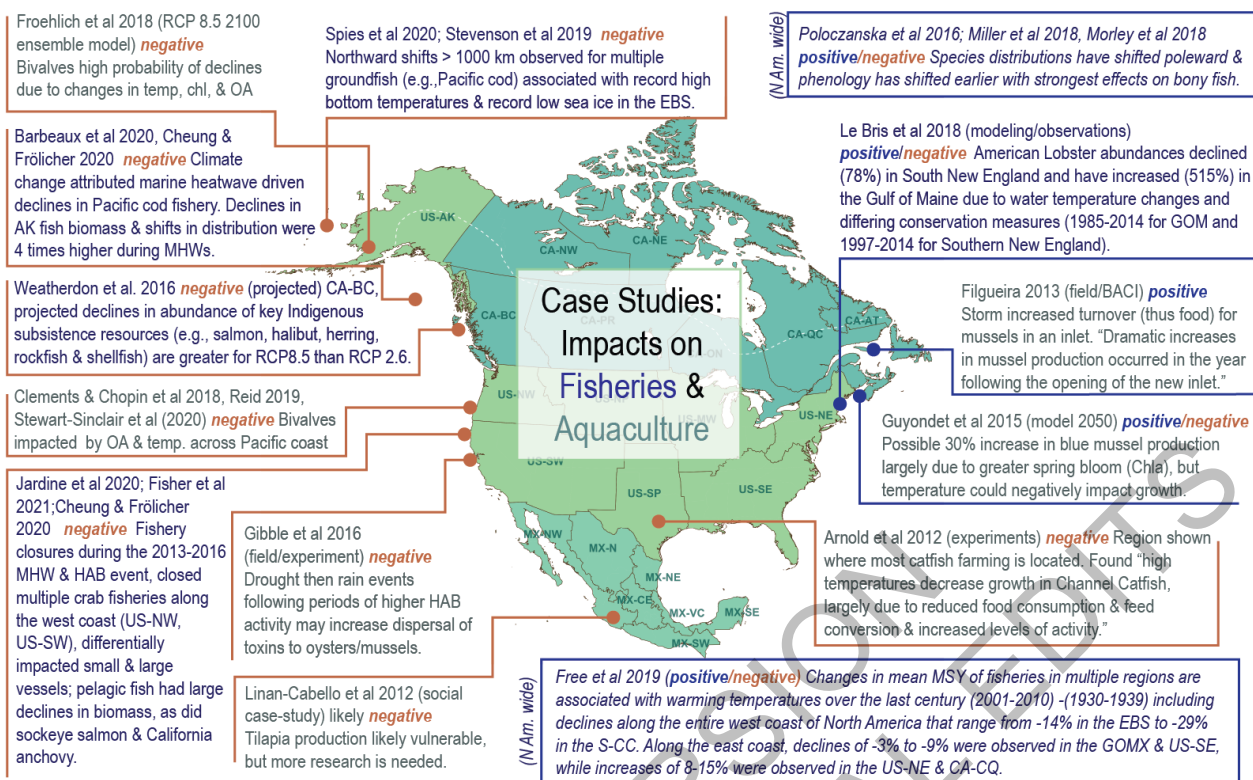


Figure 14.6: Climate change impacts on North American fisheries and aquaculture

Warming waters and OA have impacted aquaculture production in North America (*high confidence*) (Figure 14.6) (Clements and Chopin, 2017; Reid et al., 2019; Stewart-Sinclair et al., 2020). Under climate change (RCP8.5), declines in marine finfish and bivalve aquaculture become *likely* by mid-century (Froehlich et al., 2018; Stewart-Sinclair et al., 2020). Adaptation is possible but uncertain (Bitter et al., 2019; Fitzer et al., 2019; Reid et al., 2019), especially with increasing extreme events. Nature-based aquaculture solutions (e.g., conservation aquaculture, restorative aquaculture) could aid carbon mitigation and local-level adaptation, especially for seaweed and bivalve culture (Box 14.7) (Froehlich et al., 2017; Froehlich et al., 2019; Reid et al., 2019; Theuerkauf et al., 2019).

1 **Table 14.4:** Observed and projected impacts to food and fibre resources.

Climate Driver	Observed Change ¹	Reference	Projected change	Reference
Agriculture and livestock (Tables SM14.2-5)				
Extreme events	Estimates of yield reduction from heat stress for both maize and cotton indicate that historically, US-SW heat stress reduced cotton yield by 26% and maize yield by 18% compared to potential yield. Extreme heat was associated with increased crop failure in MX-CE, US-SW; Hailstorm increased frequency observed in MX coinciding with the most vulnerable stage or flowering period of maize; extreme precipitation damages to soil, increased erosion, and reduced crop yields observed in MX and US-MW	(Altieri and Nicholls, 2009; Mastachi-Loza et al., 2016; Elias et al., 2018; Kistner et al., 2018; Reyes and Elias, 2019)	Projected heat stress (RCP8.5) reduces midcentury (2040–2069) maize and cotton yields by 12-15% of historical yields (1950–2005) with largest impacts in US-SW additional drought-related stress in US-MW could reduce maize and soybean yields by ~5% and ~10%, respectively, by late century under RCP 4.5 ; warming and extreme heat (>35%) will delay (or prevent) chill accumulation, impacting perennial crop development, yields, and quality (US-SW). Increases in extreme temperature raise the risk of livestock heat stress, disease, and pest impacts.	(Jin et al.; Rojas-Downing et al., 2017; Elias et al., 2018; Parker et al., 2020)
Mean growing season precipitation decline, mean temperature increase, drought	Across the US Great Plains (US-SP, US-NP) between 1968-2013 climate change induced 3.55%, -0.55%, and 0.94% change in yield for (irrigated and non-irrigated) maize, sorghum and soybeans (respectively); Droughts and increasing temperatures reduced soil fertility in MX and contributed to soil erosion and degradation and suitability loss of 18-22%; Experimental and simulated reductions in water supply of 25-50% result in similar magnitude declines in yield for multiple food and forage crops (e.g., wheat, maize)	(Frisvold and Konyar, 2012; Leskovar et al., 2012; Aladenola and Madramootoo, 2014; Galloza et al., 2017; Havstad et al., 2018; Kukal and Irmak, 2018)	Warming alters the length of growing seasons of cold-season crops and shifts suitability ranges of warm-season California crops; aridification reduces forage production US-SW, MX-N; warming is associated with reduced livestock growth and fertility, increased pathogens in US-SE, US-SP, US-MW, US-NE, and reduced milk production in US-MW.	(St-Pierre et al., 2003; Polley et al., 2013; Key and Sneeringer, 2014; Reeves et al., 2014; Cooley, 2016; Hristov et al., 2018; Ortiz-Colón et al., 2018; Bowling et al.; Bradford et al., 2020; Marklein et al., 2020) (Hufkens et al., 2016; Derner et al., 2018; Zhang et al., 2019b)
Multiple drivers	Climate change reduced total factor productivity of agriculture and livestock in North America by 12.5% (ranging from approx. -35% to +8%) between 2016-2015; losses have been greatest in Mexico (-30% to -25% Figure5), and lowest in Canada (>0%);Reduced yield in MX, US; increased weed, pest pressure in US-NE, US-MW, US-NP, US-NW	(Garraña-Hernández et al.; Loreto et al.; Wolfe et al., 2018; Torres Castillo et al., 2020; Ortiz-Bobea et al., 2021)	Projected declines in yield and changes of in suitability ranges for maize (-18%–+5%), sorghum (-16 to +12%), and wheat (-38 to -15%) in MX (RCP 4.5, 8.5; 2040-2099); northward shifts in the suitable area for 6 crops from the central US (2100); Warming accompanied by increased CO ₂ may benefit crop production of small grains in southern Canada up to 3 °C GWL, although benefits decline after 2.5°C GWL. Increased CO ₂ enhances production but reduces forage quality US-NP,US-NW. Without adaptation, 2°C GWL	(Calderón-García et al.; Herrera-Pantoja and Hiscock; Lant et al., 2016; Chen et al., 2017; Montiel-González et al.; Reyer et al.; Derner et al., 2018; Deutsch et al., 2018; Levis et al., 2018; López-Blanco et al.; Murray-Tortarolo et al.; Wolfe et al., 2018; Gomez Diaz et al.; Qian et al.; Zhang et al., 2019b; Arce Romero et al.)

			increased insect-caused production losses ~36% and ~44% for maize and wheat, respectively.	
	Aquaculture and fisheries (Tables SM14.6, SM14.8)			
	MHW and HAB event of 2014-2016 resulted in multiple fishery closures along the west coast (US-NW, US-SW); disparate impacts observed between small and large vessels with greatest impacts on small vessel revenue and fishery participation; impacts were highest for ports in the CC-N and least for fishing communities with diverse livelihoods and harvest portfolios; In the EBS, GOA, and N-CC, declines in fish biomass and shifts in distribution were 4 times higher and greater during MHWs than that of general warming over the same period; pelagic fish showed largest decrease in biomass (7%), as did Sockeye salmon and California anchovy; Increased risk to hatcheries and low lying pond systems from severe storms. Extreme heat is associated with reduced productivity of aquaculture species.	(Handisyde et al., 2017; Food Agriculture Organization of the United Nations; Froehlich et al., 2019; Reid et al., 2019; Bertrand et al., 2020; Cheung and Frölicher, 2020; Jardine et al., 2020; Sippel et al., 2020; Fisher et al., 2021)	Projected doubling of MHW impact levels by 2050 amongst the most important fisheries species (over previous assessments that focus only on long-term climate change)	(Cheung and Frölicher, 2020)
Extreme events				
	Climate shocks reduce catch, revenue and county-level wages and employment among commercial harvesters in US-NE; climate variability 1996 - 2017 is responsible for a 16% (95% CI: 10% to 22%) decline in county-level fishing employment in New England; impacts mediated by local biology and institutions; Seafood is an important source of nutrients and protein for Indigenous Peoples in CA-BC; policies that incorporate nutrition in fisheries management are limited in North America	(Marushka et al., 2019; Oremus, 2019) (14.5.6 Health)	Declines in North American catch potential of flatfish are projected under RCP8.5 for the EBS, GOA, GOMX, US-SE, and US-NE; declines in productivity projected for multiple species in MX, with largest declines in productivity (>35%) for abalone and pacific sardine; Impacts are greatest for artisanal species ; projected declines in fish community biomass for all North American coasts except US-SW and the Canadian Arctic; declines are greater under RCP8.5 than RCP2.6. Modest increases (up to 10%) in landings of CA-QC and CA-AT surf clams and shrimp are projected under RCP2.6 by 2100 while declines in snow crab up to 16% are expected (RCP2.6,8.5); Mussel landings projected to increase 21%, while declines in shellfish and lobster landings (2090) are twice as high under RCP 8.5 (42%-54%) as RCP 2.6.	(Weatherdon et al., 2016; Cheung, 2018; Carozza et al., 2019; Cisneros-Mata et al.; Reum et al., 2019; Tai et al., 2019; Mendenhall et al., 2020; Wilson et al., 2020)
Multiple drivers				

Ocean and lake acidification	<p>OA reduced maximum sustainable yield, catch and profits of EBS Tanner crab in simulations; survival of larval and juvenile red king crab (RKC) in the lab decreased 97-100% with decreasing pH; No appreciable effects of pH on larval growth of walleye pollock in the lab (Hurst, 2013); Mixed evidence of impacts of changes in pH on freshwater or saltwater finfish aquaculture; OA reduced growth, calcification, attachment and increased mortality in calcifying molluscs and seaweeds in US, CA; OA may benefit non-calcifying seaweeds.</p> <p>Species distributions have shifted poleward and phenology has shifted earlier with strongest effects on bony fish. Warming over the last century (2001-2010) - (1930-1939) is associated with declines in MSY along the entire west coast of North America that range from -14% in the EBS to -29% in the CC-S. Along the east coast, declines of -3% to -9% were observed in the GOMX and US-SE, while increased of 8-15% were observed in the US-NE and CA-CQ. Mixed positive and negative growth and mortality responses for aquaculture species in North America; Juvenile red king crab survival decreases as temperatures increase in lab experiments. American Lobster abundances</p>	<p>(Long et al., 2013a; Seung et al., 2015; Punt et al., 2016; Clements and Chopin; Handisyde et al., 2017; Swiney et al., 2017; Food Agriculture Organization of the United Nations; Froehlich et al.; Reid et al., 2019; Stewart-Sinclair et al.)</p> <p>(Poloczanska et al., 2016; McCoy et al., 2017; Swiney et al., 2017; Le Bris et al., 2018; Miller et al., 2018; Food Agriculture Organization of the United Nations; Free et al., 2019; Froehlich et al.; Reid et al., 2019; Weiskerger et al., 2019; Bertrand et al., 2020; Le et al., 2020)</p>	<p>Shellfish, snow crab landings projected to decline in CA-QC and CA-QT; declines under RCP 8.5 are double that of RCP 2.6; Climate change reduces EBS blue king crab recovery in simulations; Relative to US and CA, MX has strongest benefits in net catch under RCP2.6 relative to RCP8.5 (>30% increase in catch); increases of 70% in catch potential projected for the Canadian Arctic (CA-NE, CA-NW) under RCP 8.5 (versus minimal changes under RCP2.6); high resolution and size spectrum models project declines in groundfish catch and biomass in S-EBS; shifting transboundary stocks may increase challenges.</p> <p>Projected declines for some shellfisheries and flatfish due to OA and temperature; OA conditions under RCP 8.5 reach critical risk thresholds for mollusc harvests earlier in northern regions than southern areas; OA risk to shellfisheries is highest in N-CC; OA caused 1% additional decline in Arctic cod populations by 2100 under RCP8.5; OA influences management reference points of Northern Rock sole. OA and temperature reduce probability of recovery in simulations of EBS blue king crab.</p> <p>By end of century, North America fish biomass, catch potential and revenue are ~9% higher in RCP 2.6 than RCP 8.5 and differences are greatest for US fisheries (relative to CA, MX; Projected poleward redistributions (reported ranges of 10.3 to 39.1 km decade⁻¹) and to depth decrease access to shellfisheries in CA-QC and subsistence species in CA-BC (-28% by 2100), with impacts increasing N to S and under RCP 8.5 as compared to RCP 2.6.; Climate change (RCP8.5) is projected to shift the relative % of catch and profits for US - Canada transboundary stocks under RCP8.5 (but not RCP2.6). Projected decreases in biomass of historically large fisheries US-NA and CA-QC, and US-AK</p>	<p>(Ekstrom et al., 2015; Reum et al., 2019; Steiner et al., 2019; Wilson et al., 2020; Punt et al., 2021)</p> <p>(Weatherdon et al., 2016; Cheung, 2018; Froehlich et al., 2018; Morley et al., 2018; Greenan et al., 2019b; Steiner et al., 2019; Sumaila et al., 2019; Bryndum-Buchholz et al., 2020; Holsman et al., 2020; Palacios-Abrantes et al., 2020; Reum et al., 2020; Sumaila and Zwaag, 2020; Whitehouse and Aydin, 2020; Wilson et al., 2020)</p>
Mean temperature increase				

declined (78%) in South New England and have increased (515%) in the Gulf of Maine due to water temperature changes and differing conservation measures (between 1985 and 2014 for GOM and 1997 and 2014 for Southern New England).

and important subsistence species in CA-WA and CA-BC, while some increases in the North Atlantic; Declines are greater under RCP 8.5 relative to RCP 2.6; in EBS (US-AK) community biomass, catches, and mean body size decreased by 36%, 61%, and 38%, respectively under RCP 8.5 (2100). Climate change causes projected declines in global marine aquaculture production under RCP 8.5 with impacts greater for bivalve than finfish and with significant disparities among regions in direction and magnitude of changes; greatest declines for finfish aquaculture expected in Northern regions (GOA, CA-BC, CA-CQ), and large declines for bivalve production (declines of 20-100%) for Canada. Declines become more probable by 2050-2070.

1
2

14.5.4.3 Food and Fibre Adaptation: Cross Cutting Themes

Across food and fibre systems, climate resilience is enhanced through diversifying income and harvest portfolios and increasing local biodiversity and functional redundancy (*high confidence*) (Messier et al., 2019; Rogers et al., 2019; Young et al., 2019; Aquilué et al., 2020; Fisher et al., 2021). Ecosystem-based practices and sustainable intensification (increasing yields while minimizing resource demand and ecosystem impacts) (Cassman and Grassini; Rockström et al., 2021) will help the sector meet food production demands under climate change (*medium confidence*), but effectiveness generally declines and is less certain after 2050 in scenarios without carbon mitigation (*high confidence*) (Bermeo et al., 2014; Gaines et al., 2018; Costello et al., 2020; Free et al., 2020; Holsman et al., 2020). Across the sector, successful adaptation is underpinned by approaches that meaningfully consider the coupled social-ecological networks around food and fibre production and value Indigenous Knowledge (*very high confidence*) (Box 14.1) (FAO, 2018; Steele et al., 2018; Calliari et al.). Integrated modeling, participatory planning and inclusive decision making promote effective and equitable adaptation responses (*very high confidence*) (Figure 14.7, 14.7) (Toledo-Hernández et al., 2017; Eakin et al., 2018; Monterosso and Conde, 2018; Alexander et al., 2019; Hodgson and Halpern, 2019; Holsman et al., 2019; Samhoury et al., 2019; Barbeaux et al., 2020; Hollowed et al., 2020), while a paucity of high resolution and locally tailored climate change information remains a barrier to adaptation (Ekstrom et al., 2015; Donatti et al., 2017; Young et al., 2019).



Figure 14.7: Adaptation in North American food sectors modified from Cottrell et al. (2019).

14.5.4.4 Food and Fibre Adaptation: Agriculture, Livestock, and Forestry

Land management and horticulture approaches that preserve and improve soil structure and organic matter can reduce erosion (*high confidence*) (Section 14.5.1, 3) (Lal et al., 2011; Bisbis et al., 2018), and preserving biodiversity and water, changing planting dates, and double cropping are effective climate adaptation strategies (Bisbis et al., 2018; Hernandez-Ochoa et al., 2018; Monterroso-Rivas et al., 2018; Wolfe et al., 2018). Traditional agriculture inherently includes climate adaptive practices that enhance biodiversity, soil quality and agricultural production (e.g., multiple cultivars, heat-tolerant heritage cattle breeds) (Bermeo et al.; Gomez-Aiza et al., 2017; Ortiz-Colón et al., 2018). Agroecology and agroforestry (Box 14.7) in North America has expanded from (but not replaced) traditional and rural practices in Mexico (Metcalf et al.,

2020a) as a sustainable and climate-resilient alternative to industrial agriculture (Schoeneberger et al., 2017) that increases productivity (by 6-65% depending on the crop), enhances microclimates and provides co-benefits for GHG mitigation (Abbas et al., 2017; Cardinael et al., 2017; Schoeneberger et al., 2017; Snapp et al., 2021). Irrigation is an effective adaptation strategy in key agricultural areas (Miller, 2017; Lund et al., 2018) and could stabilize food security in rain-fed regions (e.g., southeastern Mexico) (Spring, 2014); water allocation must balance multiple needs and rights (*medium confidence*) (14.5.3) (Brown et al., 2015b; Levis et al., 2018; Gomez Diaz et al., 2019). Heritage livestock breeds, changing species, and precision ranching technology may promote ranch and rangelands resilience (Zhao et al., 2013). In loblolly pine plantations in the southern US, effective adaptation includes reducing tree density and, less effectively, shifting to slash pine (Susaeta et al., 2014). Salvage logging following forest disturbances (e.g., insect outbreaks) can increase timber harvest (Bogdanski et al., 2011; USDA Forst Service, 2011; Han et al., 2018; Morris et al., 2018a).

14.5.4.5 Food and Fibre Adaptation: Fisheries and Aquaculture

Proactive and ecosystem-based management increases climate resilience in fisheries (*high confidence*) but effectiveness after 2050 may be limited without global carbon mitigation (*medium confidence*) (Gaichas et al., 2017; Gaines et al., 2018; Kritzer et al., 2019; Barbeaux et al., 2020; Free et al., 2020; Holsman et al., 2020). Flexibility (e.g., mobility, diverse incomes or harvest portfolios) underpins climate resilience across regions, management policies, and fisheries, although small-scale fisheries have less scope for adaptation (Aguilera et al., 2015; Young et al., 2019). Climate-informed and dynamic management (Hazen et al., 2018) improves modeled fishery performance (*medium confidence*) (see section 14.5.2) (Froehlich et al., 2017; Tommasi et al., 2017a; Tommasi et al., 2017b; Karp et al., 2019; Barbeaux et al., 2020), yet planning and policies that directly incorporate climate change information remain limited (Skern-Mauritzen et al., 2015; Marshall et al., 2019b). Expanding aquaculture across North America will *likely* address deficits in nutritional and protein yields (Gentry et al., 2019; Costello et al., 2020), yet aquaculture initiatives have largely progressed without explicitly considering climate impacts (FAO, 2018; Froehlich et al., 2019) and critical elements for climate adaptation (e.g., climate-informed zoning, monitoring, insurance) are not widely implemented (Liñan-Cabello et al.; FAO, 2018; Stewart-Sinclair et al., 2020). Climate-informed and standardized aquaculture governance, and increased coordination with fishery and coastal management, is needed for climate resilience (*high confidence*) (Brugère et al., 2019; Froehlich et al., 2019; Free et al., 2020; Galparsoro et al., 2020).

14.5.5 Cities, Settlements and Infrastructure

Cities are complex social-ecological systems with large populations, concentrated wealth, ageing infrastructure, reliance on extrinsic and increasingly stressed natural systems, social inequality, differential institutional capacities, and impervious, heat-retaining surfaces (Maxwell et al., 2018a; Schell et al., 2020). These factors interact with location (e.g., proximity to coast, in a flood plain) to create city-specific vulnerabilities to climate change and requirements for resilience initiatives (Mercer Clarke et al., 2016). Cities are home to diverse cultural and social communities, including large Indigenous populations, who can be uniquely affected by climate change yet who bring valuable IK and leadership to urban adaptation efforts (Statistics Canada, 2020; Brown et al., 2021). The rural and remote settlements of North America also experience similar hazards and risks, but due to different factors such as geographic isolation, dependence on local food resources, and socioeconomic conditions (Kearney and Bell, 2019; Vodden and Cunsolo, 2021).

14.5.5.1 Observed Impacts

14.5.5.1.1 Rising temperatures and extreme heat

Extreme heat events are affecting natural assets and built infrastructure as well as individuals in cities and rural settlements across North America (*high confidence*) (Maria Raquel et al., 2016; Amec Foster Wheeler Environment and Infrastructure, 2017; Howell and Brady, 2019; Martinich and Crimmins, 2019). Key urban infrastructure systems (e.g., services in buildings, energy distribution) are interdependent and susceptible to cascading impacts (e.g., electricity supply disruption during a heat wave compromising another system like water delivery, high-rise cooling) (Brown et al., 2021). Urban social inequality and systemic racism has led to disproportionately higher exposure to urban heat island effects in low-income and minority neighbourhoods in US cities, due in part, to less green space and tree cover to offset heat retained in the built environment (Hoffman et al., 2020; Schell et al., 2020; Hsu et al., 2021). In the rural context, extreme heat

contributes to migration out of small communities (e.g., cases reported in Mexico (Nawrotzki et al., 2015a)). Extreme heat events pose a significant risk to residents of small towns across North America due to limited resources to address heat impacts and attendant increased morbidity and mortality (McDonald et al., 2016; Guo et al., 2018; D'ulisse, 2019) (See 14.5.6.1).

Hot and dry conditions increase risk of wildfires close to human settlements through collateral impacts on properties, economic activity and human health (Box 14.2, 14.5.6.3). These environmental conditions also stress natural assets (e.g., urban forests, wetlands, household gardens, green walls) and performance of green infrastructure leading to higher operation and maintenance costs (*high confidence*) (Kabisch et al., 2017; Terton, 2017).

14.5.5.1.2 Storms and flooding

Short-duration, high-intensity rainfall and other extreme events (e.g., hurricanes, atmospheric river events) create significant flooding risks and impacts for cities in North America and negatively affect the lives, livelihoods, economic activities, infrastructure, and access to services (*high confidence*) (Amec Foster Wheeler Environment and Infrastructure, 2017; Curry et al., 2019). In 2016, US flooding events caused 126 fatalities and US\$11B (2016) in damages (NOAA, 2019). In Canada, flooding accounts for 40% of the costs associated with weather-related disasters recorded since 1970 (Canadian Institute for Climate Choices, 2020); the most costly event was the 2013 Calgary flood (*CA-PR*) (CAD\$1.8B in catastrophic insurance losses and CAD\$6B in direct costs such as uninsured losses) (Office of the Auditor General of Canada, 2016). Mexico City is seasonally impacted by high-intensity rainfall events that generate local flooding (de Alba and Castillo, 2014). Rural and remote settlements are also threatened by floods; Indigenous lands in Canada are disproportionately exposed to flooding, with almost 22 % of residential properties at risk of a 100-year flood (Thistlethwaite et al., 2020a; Yumagulova, 2020).

Wind storms and hurricanes are significant climate hazards for North American cities and settlements, affecting urban forests, electricity distribution and service delivery, and damaging buildings and transportation infrastructure (Amec Foster Wheeler Environment and Infrastructure, 2017; British Columbia Hydro, 2019; Smith, 2020), with enduring impacts on small villages due to lost livelihoods and limited recovery capacity (e.g., Rio Lagartos and Las Coloradas in Mexico (*MX-SE*) after Hurricane Isidore) (Audefroy and Cabrera Sánchez, 2017). The Pacific coast of Mexico is also experiencing hurricanes such as Patricia (Category IV) in 2015 and Newton (Category I) in 2016 (CONAGUA, 2015; CONAGUA, 2016); hurricane Patricia affected 56 municipalities in the states of Colima, Nayarit and Jalisco (*MX-CE, MX-NW*) (Calleja-Reina, 2016).

14.5.5.1.3 Sea level rise

SLR interacts with shoreline erosion, storm surge and wave action, saline intrusion, and coastal flooding to directly threaten coastal cities and small communities in North America with impacts to public and private buildings and infrastructure, port and transportation facilities, water resources (*high confidence*) (NOAA National Weather Service, 2017; Boretti, 2019), and cultural heritage sites (Dawson et al., 2020) (Box 14.4). SLR is creating conditions where considerable financial investments are needed and, in many cases, are being raised to address adaptation needs (Fatorić and Seekamp, 2017; Hinkel et al., 2018; Greenan et al., 2019a) (see Box 14.4, CCP6). Across North America, high population density and concentrated development along the coast generates exposure to SLR impacts.

14.5.5.2 Projected Impacts and Risks

Evidence since the AR5 highlights increased risk to quality of life in cities and rural communities as a result of exposure to intensifying climate change hazards, and the compounding and interacting effects of climate and non-climate factors (*medium confidence*).

14.5.5.2.1 Rising temperatures and extreme heat

Extreme heat events are projected to increase in frequency and intensity across North America in the coming decades (14.2.2, Figure 14.2(F),(G)). Inland urban areas in southern and eastern US are susceptible to urban heat island effects, particularly the Midwest/Great Lakes regions (Krayenhoff et al., 2018) and Mexico City and many other cities in Mexico (Vargas and Magaña, 2020). Climate change (RCP8.5) interacting with urban form, development and systemic racism (Schell et al., 2020; Hsu et al., 2021), could worsen risks from

extreme heat in North American cities, especially where there is limited adaptation (*high confidence*) (Krayenhoff et al., 2018). Impacts from extreme heat will be exacerbated when multiple hazards occur simultaneously (e.g., heat waves concurrent with droughts) (Mora et al., 2018; Zscheischler et al., 2018). Extreme heat events increase energy demand for space cooling in buildings, especially during peak demand periods and heat waves (IEA, 2018a). This can decrease cooling efficiency, increase emissions of GHG from electricity generation, increase refrigerant loads and associated emissions, and negatively affect air quality (IEA, 2018a). Major electrical grid failure (i.e., “blackouts”) have increased across the US, and will continue to be particularly dangerous for human health when they coincide with extreme heat events (Stone et al., 2021). Efforts to increase resilience of the infrastructure that cities rely on are increasing (Climate-Safe Infrastructure Working Group, 2018)

Warmer and/or drier conditions may reduce water supply reliability for cities and small communities that rely on surface water sources fed by rain or snowmelt runoff (e.g., Victoria and Vancouver, Canada (*CA-BC*) (Metro Vancouver, 2016; Vadeboncoeur, 2016; Islam et al., 2017); San Pedro, Hermosillo and Los Pargos, Aguascalientes, México (*MX-NW*, *MX-CE*) (Vadeboncoeur, 2016; Soto-Montes-de-Oca and Alfie-Cohen, 2019); New York City, (*US-NE*) (N. Y. C. Department of Environmental Protection, 2014) and Washington State (*US-NW*) (Fosu et al., 2017) (see 14.5.3.2).

14.5.5.2.2 Storms and flooding

Annual and winter precipitation is expected to increase for most of Canada (14.2, Figure 14.2(D), (E)) and will increase flooding in cities and settlements (Bonsal et al., 2019) (*high confidence*). Although there is more geographical variation across the continental US (e.g., between high-latitude and subtropical zones), extreme precipitation events are projected to increase in frequency and intensity with impacts on flood hazards (Easterling et al., 2017) (14.5.3.2). Winter (snow and ice) storms are expected to increase in northern North America and decrease in southern North America under RCP 8.5 (Jeong and Sushama, 2018b). Projected increases in wind-driven rain exposure is an emerging consideration for moisture-resilient design and management of buildings, especially in western and northern Canada (Jeong and Cannon, 2020).

14.5.5.2.3 Sea level rise

In the US, many people are projected to be at risk of flooding from SLR (*high confidence*) (Box 14.4). A projected SLR of 0.9m by 2100 could place 4.2 million people at risk of inundation in US coastal counties, whereas a 1.8-m SLR exposes 13.1 million people (Hauer et al., 2016). In California, under an extreme 2-m SLR by 2100, US\$150B (2010) of property or more than 6% of the state’s GDP and 600,000 people could be affected by flooding (Barnard et al., 2019). A 1-m SLR would inundate 42% of the Albemarle-Pamlico Peninsula in North Carolina and incur property losses of up to US\$14B (2016) (Bhattachan et al., 2018). In nine southeast US states, a 1-m SLR would result in the loss of more than 13,000 recorded historical and archaeological sites with over 1,000 eligible for inclusion in the National Register for Historic Places (Anderson et al., 2017). SLR raises groundwater levels by impeding drainage and enhancing runoff during rain events (Hoover et al., 2017); coastal flooding enhances saltwater intrusion affecting drinking water supply in settlements (e.g., coast of Texas) (Anderson and Al-Thani, 2016).

In Canada, SLR is expected to increase the frequency and magnitude of extreme high water-level events (Greenan et al., 2019a) and to create widespread impacts on natural and human systems (*high confidence*) (Lemmen et al., 2016) (Box 14.4). Although coastal sensitivity is high in the Arctic, Canada’s more populated regions are also sensitive to the impacts of SLR (Manson et al., 2019). The Mi’kmaq community of Lennox Island First Nation is exploring relocation options because of erosion from SLR (Savard et al., 2016).

In Mexico, crucial coastal tourism cities such as Cancun, Isla Mujeres, Playa del Carmen, Puerto Morelos and Cozumel (*MX-SE*) are at risk of SLR with an estimated economic impact of US\$1.4 –2.3B (Ruiz-Ramírez et al., 2019) (14.5.7.1.12). Negative effects of the “coastal squeeze” phenomena (generated by SLR, land subsidence, sediment deficit, and current urbanization processes) have been documented on tourist destinations along the coasts of Mexican Gulf of Mexico and Mexican Caribbean. Zoning, limiting urbanization along the coastline, and using nature-based solutions (Box 14.7) are alternatives that could be applied to improve the adaptation of these destinations (Martínez et al., 2014; Salgado and Luisa Martinez, 2017; Lithgow et al., 2019).

Rural low-lying coastal areas are at risk from SLR where natural barriers or shoreline infrastructure are deteriorating and this interacts with remoteness, resource-dependent economies, and socioeconomic challenges to adaptive capacity (Bhattachan et al., 2018; Manson et al., 2019). The Northeast Atlantic region of North America (*CA-AT, US-NE*) is exposed to high risk by combined effects of land subsidence and climate-driven SLR (Lemmen et al., 2016; Sweet et al., 2017; Fleming et al., 2018; Greenan et al., 2018) (Box 14.4).

14.5.5.3 Adaptation

In North American cities, present-day adaptation responses extend beyond the traditional focus on infrastructure to include measures aimed to protect people, property, and ecosystems (*medium confidence*). Barriers to adaptation include challenges related to the local physical and environmental setting, effects of colonialism and racism, socioeconomic attributes of the population, institutional frameworks, and competing interests of city stakeholders (*medium confidence*). Current scale of adaptation is generally not commensurate with reducing risks from projected climatic hazards, although resources exist that provide guidance and examples of effective adaptation (*medium confidence*). Some remote Canadian communities have demonstrated strengths (e.g., strong social networks) that support resilience to climate change (Kipp et al., 2020; Vodden and Cunsolo, 2021). In some US cities with political resistance to action on climate change, adaptation measures focused on addressing extreme events (rather than climate change impacts) were able to make progress (Hamin et al., 2014). Enhanced public awareness of the risks from extreme events associated with climate change is important for motivating adaptation (Howe et al., 2019) (14.3) and developing a climate change agenda (Aragón-Durand, 2020).

Community-level planning tailors adaptation responses and disaster preparedness to the local context but misalignment of policies within and between levels of government can prevent implementation (Oulahen et al., 2018). Coordination, planning, and national support are needed to provide sufficient financial resources to implement climate-resilient policies and infrastructure (USGCRP, 2018) (see 14.7.3).

Public health measures to address extreme heat events are more common across North America, with a focus on vulnerable populations (e.g., City of Toronto, 2019) and innovative approaches for reaching at-risk populations with an overarching intent of prevention (*medium confidence*) (Guilbault et al., 2016) (14.4.6.1). The heatwave plan for Montreal includes visits to vulnerable populations, cooling shelters, monitoring of heat-related illness, and extended hours for public pools (Lesnikowski et al., 2017); efforts have reduced heat wave-related mortalities (Benmarhnia et al., 2016).

Other adaptation responses to reduce temperature effects include modifying structures (roofs, engineered materials) and the urban landscape through green infrastructure (e.g., urban trees, wetlands, green roofs), which increases climate resilience and quality of life by reducing urban heat effects, while additionally improving air quality, capturing stormwater, and delivering other co-benefits to the community (e.g., access to food, connection to nature, social connectivity) (Ballinas and Barradas, 2016; Emilsson and Sang, 2017; Kabisch et al., 2017; Krayenhoff et al., 2018; Petrovic et al., 2019; Schell et al., 2020) (Box 14.7) (*high confidence*). Green infrastructure can be flexible and cost-effective (Ballinas and Barradas, 2016; Emilsson and Sang, 2017; Kabisch et al., 2017). Initiatives can be “bottom-up” community-led adaptation with support from municipal governments, (e.g., East Harlem, New York City) (Petrovic et al., 2019). Valuing municipal natural assets (e.g., assigning economic value to cooling from urban forests or stormwater retention by urban wetlands) is becoming increasingly common in Canada and the US (Wamsler, 2015; Roberts et al., 2017a; Municipal Natural Assets Initiative, 2018). Guidance assists municipalities to identify, value, and account for natural assets in their financial planning and asset management programs (O’Neil and Cairns, 2017) and consider future climate (Municipal Natural Assets Initiative, 2018).

Meeting increasing demand for indoor space cooling with equitable access, requires new approaches to providing cooling (e.g., equipment efficiencies, refrigerants with lower global warming potential) and electricity production and transmission innovation (Shah et al., 2015; IEA, 2018a). While energy efficiency and building code standards are not directly established by local governments, they can encourage behaviour change via incentives (e.g., rebates on efficient equipment) or disincentives (e.g., more onerous permit approvals).

Experiences with droughts, heat waves and other weather extremes has led many municipal water managers to accept the importance of building resilience to the risks of future water shortages and costs posed by climate change (Metro Vancouver, 2016; Misra et al., 2021; WUCA, 2021). In the US SW, water utilities have introduced demand-management programs to encourage water conservation (e.g., tiered pricing, incentives for water-efficient appliances and fixtures, and rewards for replacing water-guzzling lawns with water-thrifty native vegetation) (Luthy et al., 2020; Baker, 2021) (14.5.3.3). Water providers also have increased their adaptive capacity by diversifying water sources (Hanak et al., 2015).

Adaptation to the risks of wildland-urban interface fire is underway (Kovacs et al., 2020) (Box 14.2) but the scope of adaptation required to sufficiently minimize wildfire risks for cities and settlements across North America has not been assessed (*medium confidence*). Leadership at the local level is increasingly supported by federal resources that provide guidance on hazard and exposure assessment, property protection, community resilience and emergency planning (National Research Council of Canada, 2021).

Cities and settlements in North America can be susceptible to multiple flooding hazards (i.e., coastal SLR, pluvial, fluvial); each presents unique adaptation challenges that can be addressed through structural (e.g., armouring coastlines, reservoirs, levees, floodgates; New York City commuter tunnels) and non-structural approaches (e.g., land use planning and zoning, expanding green infrastructure; Chetumal, Mexico) (Hardoy et al., 2014) (*high confidence*). Green infrastructure practices (Box 14.7) (e.g., open space preservation, floodplain restoration, urban forestry, de-channelization of streams) can reduce urban flooding, erosion, and harmful runoff (Kovacs et al., 2014; Angel et al., 2018b; Government of Canada, 2021c). Structural approaches have limitations and require trade-offs that could be addressed with a focus on socio-ecological solutions and stronger institutional coordination (e.g., flood risk management in Mexico City) (Aragón-Durand, 2020). In response to high intensity rainfall events, Mexico City invested in stormwater infrastructure, although additional benefits could have been realized if water supply needs had been incorporated (de Alba and Castillo, 2014). Some programs exist to facilitate stormwater and wastewater infrastructure updating to accommodate increased precipitation across North America. The US federal Clean Water State Revolving Fund, provides low-interest loans for states to upgrade infrastructure for climate change, with US\$42B provided since 1987 (ASCE, 2019). In Canada, local governments are important leaders in managing engineered and green infrastructure decisions, incentivizing property-level flood protection, and ensuring service delivery (Government of Canada, 2021c). The civil engineering profession is playing an active role in facilitating an understanding of risks and prioritization of adaptation investments in communities (Tye and Giovannettone, 2021). The high concentration of valuable assets in cities requires mechanisms to facilitate replacement of assets including use of existing and proposed insurance mechanisms (14.7) (*medium confidence*).

Adaptation planning and implementation to address SLR and coastal flooding has been initiated across cities and settlements in North America but varies in preparedness (*high confidence*) (Box 14.4). Efforts are supported by SLR design guidelines. In Canada, the Government of British Columbia provided SLR projections for 2050 (i.e., +0.5m) and 2100 (i.e., +1m) in order to initiate community vulnerability and risk assessment, and adaptation planning (The Arlington Group Planning + Architecture Inc et al., 2013). Based on recent hurricane impacts in Yucatan, Mexico, recommendations to enhance the rules governing the Mexican Recovery Program included incorporating local and Indigenous knowledge when rebuilding houses and other structures on coasts (Audefroy and Cabrera Sánchez, 2017). Where adaptation in-place is insufficient, planned retreat is being considered as a sustainable option for reducing future risks (Saunders-Hastings et al., 2020).

[START BOX 14.4 HERE]

Box 14.4: Sea Level Rise Risks and Adaptation Responses for Selected North American Cities and Settlements

Approximately 95 million Americans lived in coastal communities in 2017 (US Census Bureau, 2019) and in 2013, Canada had roughly 6.5 million coastal residents (Lemmen et al., 2016), while Mexico had 19 million people living in coastal municipalities in 2015 (Azuz-Adeath et al., 2018). Sea level rise around North American coastlines (Figure Box14.4.1) is projected to be greatest along the coasts of Atlantic Canada,

northern Gulf of Mexico for the US, and the Pacific coast of Mexico (IPCC, In Press). Sections 14.5.2.1, 14.5.5.1.3, 14.5.5.2.3 describe SLR impacts. Status of adaptation to SLR by local governments is variable (see Table Box 14.4.1, where progress is indicated by colour coding) and ranges from financed implementation to preliminary/preparatory/scoping studies and workshops. Adaptation planning and implementation to address SLR and coastal flooding have been initiated across many cities and settlements in North America but preparedness varies (*high confidence*).

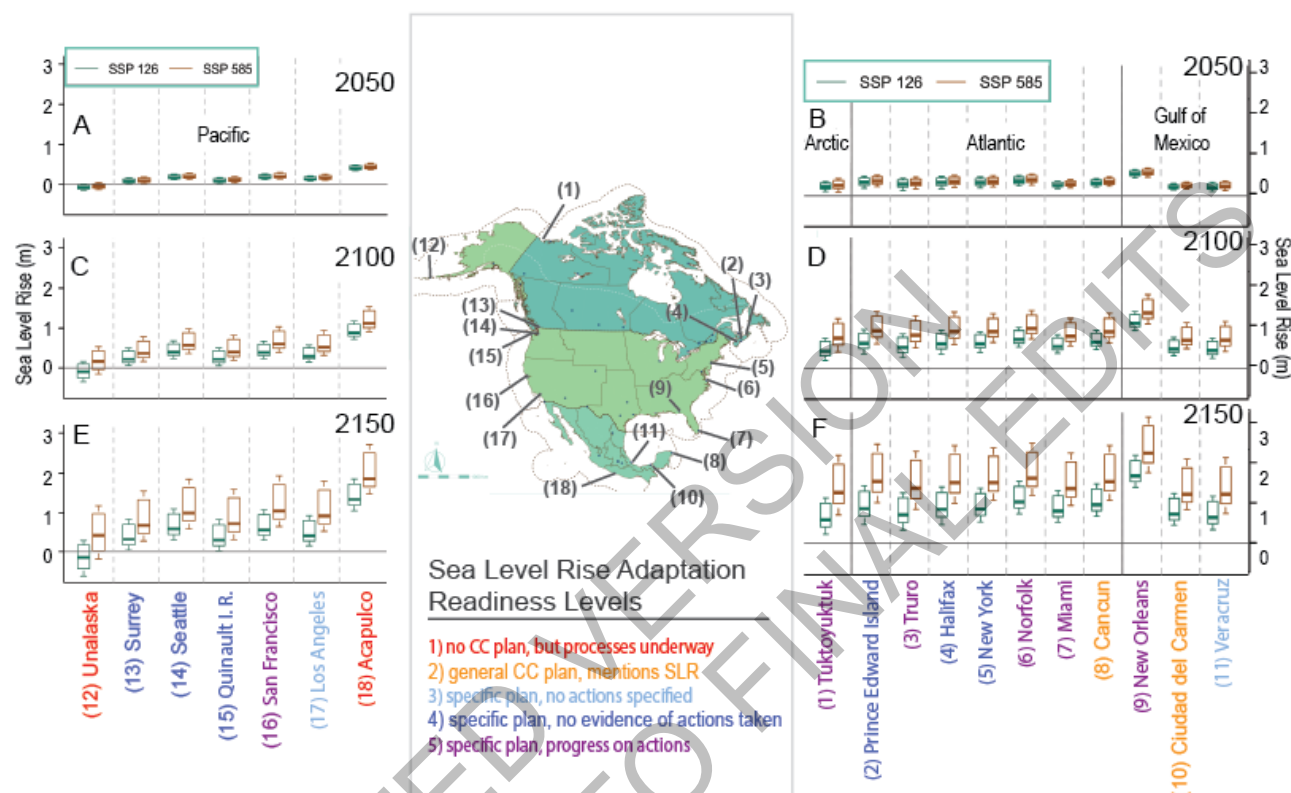


Figure Box 14.4.1: Sea Level Rise (SLR) projections for 2050, 2100 and 2150 for selected North American cities. Projections changes are relative to 2005, which is the central year for the 1994-2014 reference period. Horizontal lines in the boxes represent the median projection, boxes represent 25th to 75th percentile and whiskers the 10th to 90th percentile of SLR projections from all CMIP6 models as well as other lines of evidence (see Table 9.7 in WGI.9 for more details). Two SLR scenarios are provided for lower (SSP 126) and higher emissions (SSP 585), and are consistent with WGI AR6 Interactive Atlas. Numbers and colors (see Table Box 14.4.1 for detailed readiness definitions) on the map and in the projections represent sites and status of SLR adaptation progress. Information supporting SLR adaptation status is summarized in Table Box 14.4.1.

Table Box 14.4.1. Status of adaptation actions associated with locations on SLR map, colour-coded according to level of SLR preparedness through Adaptation (as discoverable on government websites): **No climate change adaptation action plan but processes underway such as workshops, studies, vulnerability assessments (red)**, **General Climate Change Adaptation Action Plan which mentions SLR as a risk/issue/impact but no concrete actions developed (orange)**, **Specific Plan for SLR but does not include specific actions (light blue)**, **Specific Plan for SLR with concrete actions identified but no evidence of actions taken to date (med blue)**, and **Specific Plan for SLR with evidence of progress on taking actions including allocating funding for projects (purple)**.

Ocean Basin	Site #	Area/City	Exposure (not exhaustive)	Does the area/city have an Adaptation Plan for SLR? If so, are they taking actions to implement it? (Status)
Arctic	1	Tuktoyuktuk, CA	Infrastructure, municipal services, transportation, homes, 900 people	Tuktoyuktuk Coastal Erosion Study completed March 2019. Additional investments in both planning and actual adaptation measures have occurred. Limited financial resources remain a barrier. (Government of Canada, 2020)

Atlantic	2	Prince Edward Island with Lennox Island, CA	PEI: residential, industrial and commercial infrastructure. Lennox Island: 10 out of 79 homes, causeway to the island, sacred grounds, sewage treatment systems	Prince Edward Island government released a five year climate change action plan in 2018 which includes both adaptation and mitigation (Prince Edward Island Government, 2018). Biennial progress reports were issued (Prince Edward Island Government, 2019). The Mi'kmaq community of Lennox Island First Nation has explored relocation options (Daigle et al., 2015).
	3	Truro, CA	A regional centre of 12,000 residents, which has been vulnerable to repeated floods for decades.	Town of Truro, County of Colchester and Millbrook First Nations commissioned a flood risk study 2014–2017 (CBCL, 2017; Sherren et al., 2019) triggered by the 2012 flooding. Outcome was Truro-Onslow dyke project -- a voluntary retreat with realignment of dyke infrastructure and habitat restoration by conversion of agricultural land into salt marsh habitat (Saunders-Hastings et al., 2020).
	4	Halifax, CA	Transportation causeways and bridges, marine facilities, municipal infrastructure.	HalifACT 2050 is a comprehensive plan adopted as of 2020 by the Halifax regional council which includes reducing GHGs and adapting to climate change including a coastal preparedness section 5.2.9. (Halifax Regional Council, 2020)
	5	New York, US	20 million people at risk by 2050; 40% of water treatment plans will be compromised by flooding, 60% of power plants will need to be relocated, transportation systems will need to be upgraded to avoid flooding	New York City has developed many adaptation plans for sustaining NYC in light of SLR and other climate hazards/impacts, especially since Hurricane Sandy affected the city in 2012. It is unclear how much of the planning has moved forward into implementation (NYC, 2013; New York City, 2015; NYC Mayor's Office of Resiliency, 2020).
	6	Norfolk, US	Homes, massive US naval base, shipyards, active waterfront, and deep water ports	City of Norfolk published a very specific Coastal Resilience Strategy in 2014. Capital improvement projects highlighted in this strategy have been funded (City of Norfolk Virginia, 2014). Plan for protecting Naval base and shipyard not evident.
	7	Miami, US	Homes, port, transportation infrastructure, tourism (hotels, restaurants, beaches)	Miami Dade County released a specific SLR Strategy in 2021. Actions in the plan include elevating roads and other infrastructure, designing ways to accommodate more water in and around buildings, building on higher ground and expanding waterfront parks and canals. The plan includes a map with current and planned adaptation projects in the county (Miami-Dade County, 2021).
	8	Cancun, MX	Tourism infrastructure (hotels, restaurants, beaches), homes, markets, service industry, transportation.	2013 Climate Change plan assigns adaptation in general to different government levels. No evidence of specific adaptation plan for SLR (Government of Quintana Roo, 2013)
	9	New Orleans, US	Entire city, especially low-lying, low-income areas, is vulnerable as evidenced by Hurricane Katrina in 2005.	City of New Orleans adaptation is incorporated in the broader Louisiana coastal climate change adaptation plan (CPRA, 2023). The process includes very specific projects with updates on risk based implementation.
Gulf of Mexico	10	Ciudad del Carmen, MX	Freshwater access, 11,000 homes, aquaculture	The Campeche State Climate Change plan was released in 2013 (Government of Campeche, 2013). The plan does not include any specific recommended actions to adapt to SLR in Ciudad del Carmen. Flood risk maps for Ciudad del Carmen were created in 2011 (Audefroy, 2019).

	11	Veracruz, MX	Freshwater access, sewage treatment systems, electrical and petrochemical industries	State of Veracruz published a Climate Change plan in 2008 (Government of Veracruz, 2008). Plan includes specific tables of actions needed to monitor and adapt to SLR. World Bank funded coastal adaptation in Veracruz focused on mangroves to dissipate storm surge but no investments in infrastructure to mitigate SLR.
Pacific	12	Unalaska, US	Loss of cultural resources, salinization of rivers/lakes,	Climate Change Adaptation and Vulnerability Assessment Workshops have been held with discussion of coastal erosion. SLR not viewed as important as impacts from sea ice and permafrost loss (Poe et al., 2016).
	13	Surrey (Greater Vancouver Area), CA	Disruption in flow of goods in/out of Port of Vancouver, communication facilities, road, rail and air transportation infrastructure, businesses and agriculture.	Surrey has a Coastal Flood Adaptation Strategy (CFAS) approved by Council (City of Surrey, 2019) with 46 actions (policy and program, local area infrastructure). Some local area infrastructure improvements received capital funding.
	14	Seattle, US	Low-lying areas, near-shore habitats, stormwater drains, roads, homes, businesses, socially vulnerable communities.	Seattle released a Climate Change Response Plan in 2017 which includes general approaches including development of risk maps for SLR which are also available online (City of Seattle, 2017).
	15	Quinault Indian Reservation (Tahola), US	650 residents and buildings.	Quinault Indian Reservation has a plan to move Tahola to higher ground, one half mile from the existing village (EPA, 2021).
	16	San Francisco, US	37,200 residents, 17,200 businesses and 167,300 jobs are vulnerable to inundation by 2100 at upper bounds of SLR, mostly along the bay side of the city.	SF has an active, SLR planning process as well as an iterative Sea Level Rise Action Plan (City of San Francisco, 2016), planning tools and iterative assessment (City and County of San Francisco, 2020). The process specifically addresses wastewater, water, transportation, power, public safety, open space, port, neighborhoods and changing shoreline.
	17	Los Angeles, US	Power plants, wastewater treatment plants, Port of Los Angeles, beaches, tourism	Los Angeles has commissioned a projected SLR impact report but not an action plan. The Port of Los Angeles is particularly vulnerable and, as of 2019, has a SLR Adaptation Plan (Newbold et al., 2019).
	18	Acapulco, MX	Tourism infrastructure (hotels, restaurants beaches), homes, markets, service industry, transportation.	No climate change plan exists although the Mexican Tourism Sector conducted a climate change vulnerability assessment covering Acapulco (Guerrero, 2017).

[END BOX 14.4 HERE]

14.5.6 Health and Wellbeing

Research examining climate change impacts on human health in North America has increased substantially since AR5 (Harper et al., 2021a). Using a systematic approach (Harper et al., 2021b), the assessment focused on advancements since AR5.

14.5.6.1 Heat-Related Mortality and Morbidity

High temperatures currently increase mortality and morbidity in North America (*very high confidence*), with impacts that vary by age, gender, location, and socioeconomic factors (*very high confidence*). Observed

increases in heat-related mortality have been attributed to climate change in North America (Vicedo-Cabrera et al., 2021). Temperature effects on health vary based on how unusual the temperature is for that time and location (*medium evidence, high agreement*), highlighting the important role that temperature extremes and variability play in mortality and morbidity (Li et al., 2013; Lee et al., 2014; Barreca et al., 2016; Allen and Sheridan, 2018). Adaptation has played an important role in reducing observed heat-related deaths (Vicedo-Cabrera et al., 2018b).

Rising temperatures are projected to increase heat-related mortality across emission scenarios this century in North America (*very high confidence*), although the magnitude of increase varies geographically (Isaksen et al., 2014; Petkova et al., 2014; Wu et al., 2014; Weinberger et al., 2017; Anderson et al., 2018a; Limaye et al., 2018; Marsha et al., 2018; Morefield et al., 2018). The elderly (Isaksen et al., 2014; Limaye et al., 2018) and urban areas (Limaye et al., 2018) are projected to experience the greatest increase in heat-related mortality this century. Warming temperatures are also projected to increase heat-related morbidity (*medium confidence*). For instance, the incidence and treatment costs of asthma attributed to warmer temperatures are projected to increase in Texas by 2040-2050 (A1B) (McDonald et al., 2015).

While heat-related mortality is projected to increase across emissions scenarios and shared socio-economic pathways, fewer deaths are projected under both lower emissions scenarios and higher adaptation scenarios in North America (*very high confidence*). Heat-related mortality was projected to be 50% less under RCP4.5 compared to RCP8.5 in the US for SSP3 and SSP5 (Wu et al., 2014; Marsha et al., 2018) (Table 14.5).

Table 14.5: A summary of adaptation options for different health outcomes in North America.

Health outcome	Adaptation Options
Heat-related mortality and morbidity	Future temperature-related health impacts can be reduced by adaptation measures (Petkova et al., 2014; Wu et al., 2014; Mills et al., 2015b; Kingsley et al., 2016; Anderson et al., 2018b; Marsha et al., 2018; Morefield et al., 2018), including more effective warning and response systems and building designs, enhanced pollution controls, urban planning strategies, and resilient health infrastructure (<i>very high confidence</i>) (Figure Box 14.7.1).
Wildfire-related mortality	Air quality indices are correlated with many respiratory conditions (Yao et al., 2013; Hutchinson et al., 2018), suggesting that providing air quality information to the public could reduce smoke-related health impacts (Yao et al., 2013; Rappold et al., 2017). Enhanced coordination between the health sector and fire suppression agencies can also reduce the health impacts of wildfire smoke via improving communication, weather forecasting, mapping, fire shelters, and coordinated decision making (Withen, 2015), including transnational and cross-jurisdictional actions.
Vectorborne disease	Prevention of vectorborne disease currently involves surveillance, reducing environmental risks, and promoting individual behaviours to reduce human-vector contact. Top ranked Canadian West Nile interventions include individual protection (i.e., window screens, wearing lightly coloured clothing), and regional management and mosquito-targeting interventions (i.e., larvicides, vaccination of animal reservoirs, modification of human-made larval sites) (Hongoh et al., 2016).
Waterborne disease	Climate change is projected to increase waterborne disease risks (<i>medium confidence</i>), particularly in areas with aging water and wastewater infrastructure in North America (<i>high confidence</i>). In Wisconsin, US, precipitation changes are projected to increase gastrointestinal illness in children this century (A1B, A2, B1) (Uejio et al., 2017). Slight reductions in precipitation-associated gastrointestinal illness is projected if water treatment infrastructure is upgraded slowly over time; however, if water treatment infrastructure is installed more rapidly, large decreases in precipitation-associated gastrointestinal illness incidence are projected (Uejio et al., 2017), highlighting the benefits of rapidly implementing adaptation actions.
Foodborne disease	Food safety programs play important roles in reducing the risk of climate-related foodborne disease (<i>high confidence</i>). Integrated health surveillance, more stringent refrigeration temperature controls to limit pathogen growth, targeted communication to public and food sector, and enhanced coordination between health and food sectors can reduce risk (Hueffer et al., 2013; Jones et al., 2013; Fillion et al., 2014; Doyle et al.,

2015). In Mexico, the projected risk of *Vibrio parahaemolyticus* in oysters was 11 times higher in a high emissions scenario compared to a low emissions scenario by the end of the century; however, this risk could be substantially lowered with adaptation measures, including improving temperature control (Ortiz-Jiménez, 2018).

Mental health

Effectiveness of individual and/or group therapy, and place-specific mental health infrastructure, to treat mental health challenges is well-proven; yet, there is limited evidence evaluating these interventions within the context of climate change (e.g. Tschakert et al., 2017; Young et al., 2017b; Cunsolo and Ellis, 2018).

14.5.6.2 Cold-Related Mortality

Winter season mortality rates are generally high in high income regions such as North America, with most of that mortality due to cardiovascular diseases (Ebi and Mills, 2013). It is important to differentiate between mortality related to cold temperatures and mortality due to other factors that vary with season (Ebi and Mills, 2013; Ebi, 2015). Warmer temperatures do not always equate to lower winter mortality: many cold-related deaths do not occur during the coldest times of year or in the coldest places (*high confidence*) but occur during the beginning or end of the winter season (Barnett et al., 2012; Lee et al., 2014; Schwartz et al., 2015; Sarofim et al., 2016b; Smith and Sheridan, 2019). Warmer US cities generally experience more mortality from extreme cold events and cold temperatures than colder cities in the US and Canada (Lee et al., 2014; Gasparrini et al., 2015; Schwartz et al., 2015; Wang et al., 2016; Smith and Sheridan, 2019). While mortality rates linked to direct cold-exposure (e.g. hypothermia, falls, and fractures) is generally low, the relatively higher mortality during milder temperatures is thought to be largely due to respiratory infections and cardiovascular impacts (Lee et al., 2014; Gasparrini et al., 2015), which, although correlate with temperature, may not be caused by cold temperatures (Ebi and Mills, 2013; Ebi, 2015; Sarofim et al., 2016a). When separating the effects of cold temperatures from the effects of the winter season, one study found cold temperature did not drive mortality and suggested that winter season excess mortality was due to seasonal factors other than temperature (e.g. influenza, seasonal gatherings) (Kinney et al., 2015).

Mortality attributed to cold temperatures has increased in the US and remained stable in Canada from 1985-2012 despite increasing winter temperatures (Vicedo-Cabrera et al., 2018b). Some attenuation in cold-related mortality in Mexico and warmer US states is projected under climate change, but less so in colder climates in north-eastern US and Canada, with statistically insignificant trends in some regions and increasing cold-related mortality in other regions (Li et al., 2013; Mills et al., 2015b; Schwartz et al., 2015; Sarofim et al., 2016a; Wang et al., 2016; Gasparrini et al., 2017; Vicedo-Cabrera et al., 2018a; Lee et al., 2019). These reductions in cold-mortality are generally considered relatively small.

Observed and projected trends in winter mortality highlight that non-climate factors may have a greater role in driving winter mortality than cold temperature, and that these deaths are expected to occur with or without climate change (Ebi and Mills, 2013; Ebi, 2015; Sarofim et al., 2016a). This challenges the assumption that warmer winters due to climate change would dramatically lower winter season mortality (*medium evidence, medium agreement*).

14.5.6.3 Wildfire-Related Morbidity

Smoke from intensified wildfire activity in North America is associated with respiratory distress (*very high confidence*), and persists long distances from the wildfire and beyond the initial high-exposure time period (Hutchinson et al., 2018)(Box 14.2). Exposure to wildfire smoke increases hospital admissions (McLean et al., 2015; Alman et al., 2016; Reid et al., 2016; Yao et al., 2016; Rojas-Downing et al., 2017). Increased wildfire smoke from climate change is projected to result in more respiratory hospital admissions in the Western US by 2046-2051 (A1B) (Liu et al., 2016; Rojas-Downing et al., 2017).

The magnitude of health risks varies by age (Le et al., 2014; Reid et al., 2016; Liu et al., 2017a; Liu et al., 2017b), gender (Delfino et al., 2009; Rojas-Downing et al., 2017), socio-economic conditions (Henderson et al., 2011; Rappold et al., 2012; Reid et al., 2016), and underlying medical conditions (Liu et al., 2015). The intersectionality of these subgroups plays an important role in health-related vulnerability to wildfire smoke.

Among the elderly in the western US, risks of respiratory admissions from wildfire smoke was significantly higher for African American women in lower-education counties (Liu et al., 2017b). For Indigenous Peoples, medical visits for respiratory distress, heart disease, and headaches increased during a wildfire in California (Lee et al., 2009). In Northern Canada, Indigenous livelihoods were disrupted during a wildfire, which negatively impacted mental, emotional, and physical health (Dodd et al., 2018a; Howard et al., 2021).

14.5.6.4 Vectorborne Disease

Climate change creates conditions that enable earlier seasonal activity and general northern expansion of ticks (Ogden et al., 2014), increasing human exposure to tickborne diseases in North America (*very high confidence*). Lyme disease incidence and geographic extent has already increased in Canada and the US (Eisen et al., 2016), which has been associated with climate change (Ogden et al., 2014), including warmer temperature (Cheng et al., 2017; Lin et al., 2019). Climate change is projected to increase disease spread into new geographic regions, lengthen the season of disease transmission, and increase tickborne disease risk in North America across emissions scenarios throughout this century (*very high confidence*), with regional variability (Roy-Dufresne et al., 2013; Fera-Arroyo et al., 2014; Monaghan et al., 2015; Robinson et al., 2015; McPherson et al., 2017). Chagas disease is transmitted by triatomines, and most of the Mexican population (88.9%) already reside in areas with at least one infected vector species in both rural and urban populations (Carmona-Castro et al., 2018). Chagas has already extended its range into the southern US, and the triatomines' niche is projected to expand northward this century (Garza et al., 2014; Carmona-Castro et al., 2018) in both rural and urban areas (Carmona-Castro et al., 2018).

Climate change is projected to impact the distribution, abundance, and infection rates of mosquitoes in North America (*high confidence*), which will increase risk of mosquito-borne diseases including West Nile Virus, chikungunya, and dengue (*medium confidence*). The geographic distribution of West Nile virus is projected to expand in North America this century (A1B) (Harrigan et al., 2014). In the US and Canada, mosquitoes are projected to emerge earlier in the year and remain active longer into the fall; however, mosquito population dynamics vary by location with northern locations projected to have an increased vector abundance, and currently hot areas may become too hot, thus negatively affecting mosquito survival (A2, A1B, B1) (Chen et al., 2013; Morin and Comrie, 2013; Brown et al., 2015a).

Local transmission of chikungunya virus has emerged in Mexico and the US since AR5, and areas suitable for transmission are projected to expand (RCP4.5, RCP8.5) (Tjaden et al., 2017). Although chikungunya virus is not currently in Canada, climate change is projected to make southern British Columbia suitable for virus transmission this century, particularly under RCP8.5 (Ng et al., 2017).

The dengue mosquito vector is well-established in Mexico and southeastern US. In northwestern Mexico, incidence of dengue cases is associated with minimum monthly temperature (Diaz-Castro et al., 2017), and the geographic range of the vector in the US is restricted, in part, by low temperatures. Thus, a northward range expansion is projected; however, future dengue risk also depends on built environments and competition with other mosquito species (Colón-González et al., 2013a; Eisen and Moore, 2013). Climate change is projected to increase the geographic range and extend the seasonal activity of the dengue vector in the southern US by 2045-2065 (A1B); however, transmission is projected to be limited by low winter temperatures in the mainland US, potentially preventing its permanent establishment (Butterworth et al., 2017). In Mexico, increased dengue cases are projected this century (A1B, A2, B1) (Colón-González et al., 2013b).

14.5.6.5 Waterborne Disease

Heavy precipitation events are associated with contaminated drinking water and waterborne disease in North America (*high confidence*). Acute gastrointestinal illnesses increase with many hydro-climatological variables, including precipitation, streamflow, and snowmelt (Harper et al., 2011; Wade et al., 2014; Galway et al., 2015). Extreme precipitation is associated with *Campylobacter* and *Salmonella* infections in the US, particularly in counties characterized by farms and private well water (Soneja et al., 2016). In Canada, human *Giardia* infections are associated with increased temperature, precipitation, pathogen presence in livestock manure, and river water level and flow (Brunn et al., 2019). Land-use patterns and aquafer-types

are associated with waterborne disease, and ecological zones with higher waterborne rates are projected to expand in range by 2080 in Canada (Brubacher et al., 2020).

In North America, stormwater and water treatment infrastructure play important roles in reducing waterborne disease risk during precipitation events (*high confidence*). In the US, heavy precipitation events are associated with higher rates of childhood gastrointestinal illness in municipalities with untreated drinking water, but not in municipalities with treated drinking water (Uejio et al., 2014). In Mexico, disparities in access to treated water are a key determinant of under age-5 morbidity (Jiménez-Moleón and Gómez-Albores, 2011; Romero-Lankao et al., 2014a). In remote communities in Alaska and Northern Canada, challenges in water service provision and maintenance can increase risk of waterborne disease during high impact weather events (Harper et al., 2011; Bressler and Hennessy, 2018; Harper et al., 2020). In older sections of many North American cities sewage treatment plant capacity is exceeded by overflow of combined sanitary and storm sewer systems during heavy precipitation events, resulting in bypass of untreated and microbiologically contaminated wastewater discharge into drinking water sources (Jagai et al., 2017; Olds et al., 2018; Staley et al., 2018). These sewer overflow events are associated with increased gastrointestinal illness across age groups (Jagai et al., 2017).

14.5.6.6 Foodborne Disease

Warmer air temperature, changes in precipitation, extreme weather events, and ocean warming can increase microbial pathogen loads in food (*very high confidence*). Indeed, temperature and extreme weather are top factors influencing food safety in Canada (Charlebois and Summan, 2015). Outbreaks of *Vibrio parahaemolyticus* have been associated with the consumption of raw oysters harvested from higher-than-usual ocean temperatures in Canada and Alaska (McLaughlin et al., 2005; Taylor et al., 2018). Warmer air temperature increases *Campylobacter*, *Salmonella*, and *E. coli* prevalence in Canadian meat products (Smith et al., 2019), higher microbial load in American produce (Ward et al., 2015), and increased *Campylobacter* spp., pathogenic *E. coli*, and *Salmonella* spp. infections in humans (Akil et al., 2014; Valcour et al., 2016; Uejio, 2017).

Climate change is projected to increase food safety risks (*medium confidence*); however, the actual burden of foodborne disease will depend on the efficacy of public health interventions (*high confidence*). Increased ciguatera fish poisoning is associated with increased SSTs and tropical storm frequency, and this risk is projected to increase this century (Gingold et al., 2014). *Campylobacter* infection in humans due to food contamination from flies is projected to increase this century in Canada (Cousins et al., 2019), and increased housefly populations are projected this century in Mexico (Meraz Jimenez et al., 2019). Climate change may also lead to new emerging foodborne disease risks. For instance, *V. cholerae* is a pathogen previously restricted to tropical regions; however, due to warming ocean temperatures, its detection has significantly increased along Canadian coasts (Banerjee et al., 2018).

Climate change is projected to increase human foodborne exposure to chemical contaminants (*medium confidence*). Increases in SST have been associated with greater accumulation of mercury in seafood, marine mammals, and fish (Ziska et al., 2016). This particularly increases food safety risks in the Arctic, with methylmercury and polychlorinated biphenyl (PCB) concentrations in high trophic animals projected to increase under high emission scenarios by 2100 (Alava et al., 2017; Alava et al., 2018).

Climate-related foodborne disease risks vary temporally, and are influenced, in part, by food availability, accessibility, preparation, and preferences (*medium confidence*). For example, seafood risks are more pronounced in coastal regions due to high seafood consumption (Radke et al., 2015). In Alaska and Northern Canada, where locally harvested foods are critical to diet, climate change may introduce new pathogens to local food sources through wildlife range changes, warming temperatures affecting safe fermentation and drying preparation methods, and food temperature control in belowground cold storage in or near permafrost (King and Furgal, 2014; Harper et al., 2015; Rapinski et al., 2018).

14.5.6.7 Nutrition

Agricultural productivity declines due to climate change (14.5.4) are projected to lower caloric availability and increase the prevalence of underweight people and climate-related deaths in North America by 2050

(IMPAACT) (Springmann et al., 2016a; Springmann et al., 2016b; Springmann et al., 2018); however, this lower caloric availability could also reduce obesity, which could result in deaths avoided (Springmann et al., 2016a; Springmann et al., 2016b). The climate-related deaths per capita due to reduced fruit and vegetable consumption is projected to exceed the mortality due to reduced caloric intake in North America by 2050, particularly in Canada and US (Springmann et al., 2016a; Springmann et al., 2016b). These climate change projections underscore the importance of focusing on nutritional security in North America, instead of only considering caloric intake.

Shifting to a more sustainable diet can have adaptation and mitigation co-benefits while simultaneously improving health outcomes for North Americans. Transitioning to more plant-based diets is projected to reduce climate-related deaths in Canada, US, and Mexico by 2050 (Springmann et al., 2016a; Springmann et al., 2016b), while simultaneously reducing food-related GHG emissions per capita in North America by 2050 (Springmann et al., 2018).

Nutrition impacts will not be experienced uniformly within countries (Shannon et al., 2015; Zeuli et al., 2018). In Alaska and Canada, Indigenous knowledge has documented how climate change has already impacted locally harvested foods and challenged nutrition security (Lynn et al., 2013; Petrasek MacDonald et al., 2013; Harper et al., 2015; Hupp et al., 2015; Bunce et al., 2016) (CCP6). For First Nations coastal communities in western Canada, decreased access to traditionally harvested seafood is projected to reduce nutritional status by 2050 (RCP2.5, RCP8.5), with higher nutritional impacts for men and older adults (Marushka et al., 2019). Substitution of seafood with non-traditional foods (i.e., chicken, canned tuna) would not replace the projected nutrients lost (Marushka et al., 2019), challenging assumptions that market food substitutions could be effective adaptation strategies for Indigenous Peoples.

14.5.6.8 Mental Health and Wellness

Climate change has had, and will continue to have, negative impacts on mental health in North America (*high confidence*) (Figure 14.8). Climate change impacts mental health through multiple direct and indirect pathways stemming from extreme weather events, slower, cumulative events, and vicarious or anticipatory events (Cunsolo Willox et al., 2013; Cunsolo Willox et al., 2014; Durkalec et al., 2015; Yusa et al., 2015; Schwartz et al., 2017; Trombley et al., 2017; Burke et al., 2018b; Cunsolo and Ellis, 2018; Dodd et al., 2018b; Hayes et al., 2018; Middleton et al., 2020b). Climate change disruptions to infrastructure, underlying determinants of health, and changing place attachment are also stressors on mental health (Vida et al., 2012; Cunsolo Willox et al., 2013; Burke et al., 2018b; Obradovich et al., 2018).

In North America, climate change has been linked to strong emotional reactions; depression and generalized anxiety; ecological grief and loss; increased drug and alcohol usage, family stress, and domestic violence; increased suicide and suicide ideation; and loss of cultural knowledge, and place-based identities and connections (Cunsolo Willox et al., 2013; Durkalec et al., 2015; Harper et al., 2015; Fernández-Arteaga et al., 2016; Schwartz et al., 2017; Trombley et al., 2017; Burke et al., 2018b; Cunsolo and Ellis, 2018; Clayton, 2020; Dumont et al., 2020).

Suicide is projected to increase in Mexico and the US by 2050 due to rising temperatures (RCP8.5) (Burke et al., 2018b) (*limited evidence*). Literature on climate change and mental health in North America is increasing; however, few population-level quantitative studies exist, although are increasing (e.g. Burke et al., 2018b; Kim et al., 2019; Dumont et al., 2020; Middleton et al., 2021).

1

Figure 14.8: Climate change impacts on mental health and adaptation responses in North America

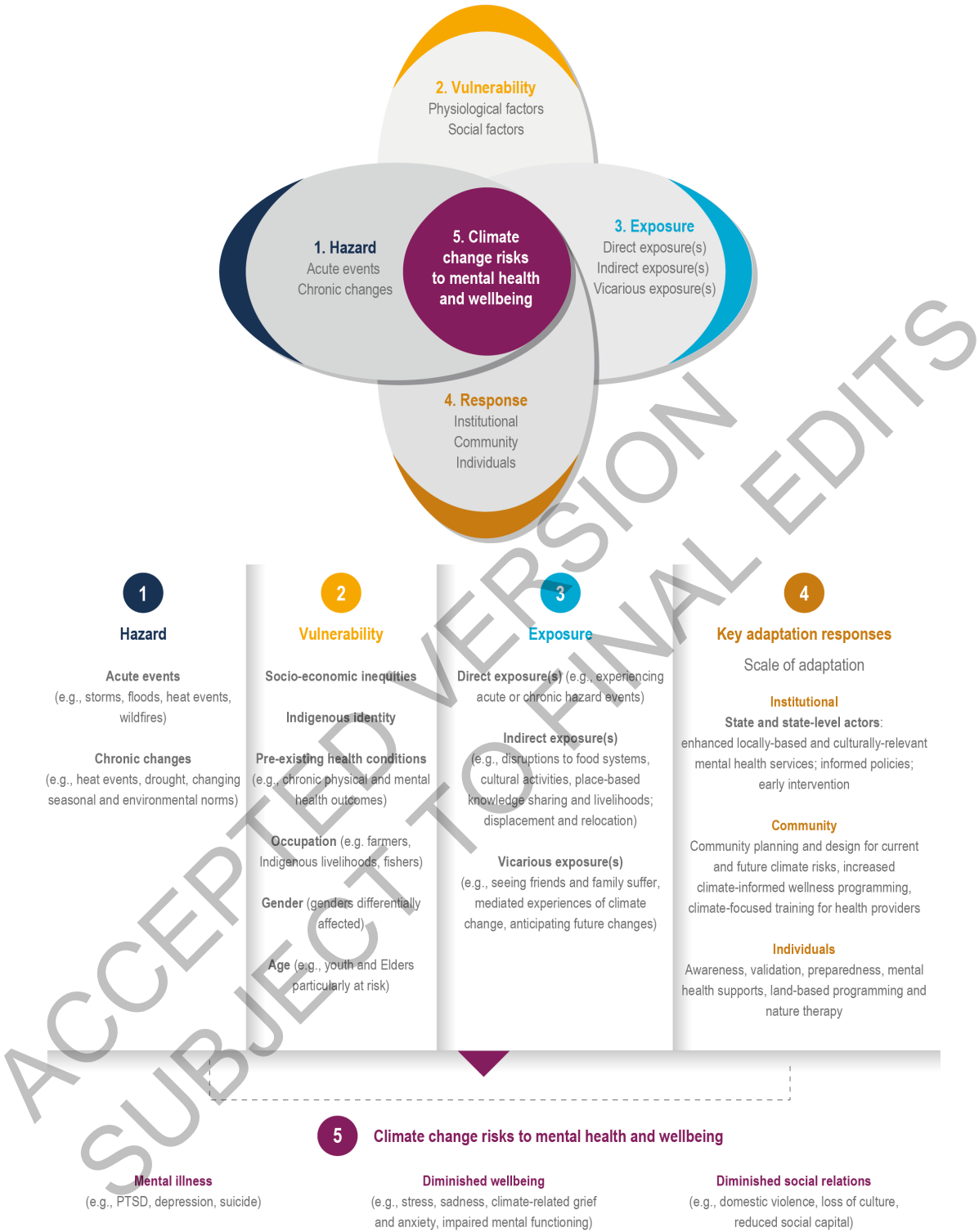


Figure 14.8: Pathways through which climate change impacts mental health risk in North America.

14.5.7 Tourism and Recreation

Tourism is one of the largest and fastest growing industries in North America, contributing USD\$2.5 trillion to North Americas' GDP in 2019 (WTTC, 2018; Duro and Turrión-Prats, 2019). The US is the world's

largest tourism economy (USD\$1839 billion contribution to global GDP in 2019), Mexico is ranked 9th (USD\$196 billion) and Canada 13th (USD\$108 billion) (WTTC, 2018). The tourism industry is both impacted by climate change and significantly contributes to it through the emission of GHGs from travel and activities (Becken and Hay, 2007). By 2060 under RCP8.5 Canada and the US are projected to benefit from climate-induced changes in tourism expenditures of up to 92% and 21% respectively, whereas Mexico could experience a 25% decrease (OECD, 2015; Scott et al., 2019a).

14.5.7.1 Observed Impacts and Projected Risks of Climate Change

14.5.7.1.1 Alpine and Nordic skiing, snowmobiling and other winter sports

Winter tourism activities with hard limits to adaptation, particularly those that occur at sea level where less precipitation is expected to fall as snow (i.e., Nordic skiing, snowmobiling, snowshoeing), are at the highest risk from climate change and may experience irreversible impacts well before 2°C of warming above pre-industrial levels (*high confidence*) (Figure 14.9). During record warm winters, alpine ski resorts in eastern Canada experienced reductions in ski season lengths of between 11 and 17 days (Rutty et al., 2017) and resorts in the US Northeast (*US-NE*) experienced decreased skier visits by 11.6% and reductions in operational profits of 33% amounting to US\$40-52 million (Dawson et al., 2009). Even with advanced snowmaking as an adaptation to warmer temperatures, average ski season lengths are projected to decrease 8% (RCP2.6, 2050s) to 73% (RCP8.5, 2080s) in Ontario, Canada (*CA-ON*) (Scott et al., 2019b), 12% (RCP4.5, 2050s) to 22% (RCP8.5, 2080s) in Quebec, Canada (*CA-QC*), and 13% (RCP 4.5, 2050s) to 45% (RCP 8.5, 2080s) in the US Northeast (*US-NE*) (Wobus et al., 2017; Scott et al., 2020). Season length for snowmobiling and cross-country skiing is projected to decrease more dramatically (*high confidence*) by from 80% (RCP4.5) to 100% (RCP 8.5) by mid-century (Wobus et al., 2017) (also see CCP5). The number of outdoor skating-days may decrease by 34% in Toronto and Montreal and 19% in Calgary by 2090 under RCP8.5 (Robertson et al., 2015). The skating season length for the Rideau Canal in Ottawa, Canada, a UNESCO heritage site attracting 1.3 million visitors annually, may decrease by 3.8±2.0 days per decade with later opening dates of 2.6±1.5 days per decade (Jahanandish and Alireza, 2019).

14.5.7.1.2 Beach, coral reef, and protected areas tourism

Sea level rise, increased storm surge, wave action, algae blooms, extreme air temperatures, and changes in wind and precipitation patterns threaten coastal tourism infrastructure, submerge beaches, erode walking paths on coasts, and impact destination attractiveness, tourism demand, and recreation economies (*very high confidence*). Warm weather tourism activities, including beach tourism, snorkelling, and national park visitation will have more time to implement adaptation strategies to reduce climate risks as significant and widespread impacts are not expected until 3 to 4°C of warming (Fig 14.9) (Rutty and Scott, 2015; Atzori et al., 2018; Santos-Lacueva et al., 2018; Duro and Turrión-Prats, 2019). Thirty percent of hotels along the Gulf of Mexico and Caribbean Sea are exposed to flooding and 66% are located on eroding beaches (Lithgow et al., 2019). Coral reef cover in Akumal Bay, Mexico decreased by 79% between 2011 and 2014 (Gil et al., 2015; Manuel-navarrete and Pelling, 2015). The recreation value of coral reef tourism in Florida, Puerto Rico, and Hawai'i is expected to decrease by 90% by mid-century under RCP8.5 (EPA, 2017) (14.4.2). Wildfires and insect outbreaks have contributed to reduced desirability for tourism across forest and mountain regions (Bawa, 2017; Hestetune et al., 2018; White et al., 2020). Visitors to Utah's National Parks declined 0.5 to 1.5% during wildfire years between 1993 to 2015, resulting in US\$2.7 to 4.5 million in lost revenue (Kim and Jakus, 2019) (see Box 14.2). Trees damaged by insects have caused campground and hiking trail closures in the western US and Alaska (Arnberger et al., 2018). SLR, flooding, coastal erosion, changing air and sea temperatures, changing humidity, and extreme weather events are putting cultural heritage sites at risks (Fatorić and Seekamp, 2017; Hollesen et al., 2018; Tetu et al., 2019).

14.5.7.1.3 Arctic tourism

Cruise and yacht tourism in the North American Arctic increased rapidly over the past decade as changes in sea ice has expanded open water areas and season length (Johnston et al., 2016; Pizzolato et al., 2016; Dawson et al., 2018). The risk of a major accident or incident among Arctic-going yachts and some expedition passenger vessels is very high relative to other ships (*high confidence*) due to the combined increases in mobile ice, especially along the Northwest Passage (Barber et al., 2018a; Howell and Brady, 2019; Copland et al., 2021; Lemmen et al., 2021), limited regulation for private yachts (Dawson et al., 2014; Dawson et al., 2017), the propensity for cruise ships to travel into newly ice-free and poorly charted areas, and the increasing number of non-ice strengthened vessels operating in the region (Dawson et al., 2018;

Copland et al., 2019; Copland et al., 2021). Compounding risks include a lack of hydrographic charting and the lack of emergency response infrastructure (e.g., spill response, search and rescue, salvage) (Amap, 2017). Tourism demand for polar bear viewing in Churchill, Manitoba, Canada may change due to climate-related declines in polar bear health (Gil et al., 2015; Manuel-navarrete and Pelling, 2015), but may be offset by ‘Last Chance Tourism’ (LCT), a niche tourism market of individuals who explicitly seek to visit vanishing landscapes and/or disappearing flora and fauna (Lemelin et al., 2010). The ethics of promoting LCT has been questioned considering that more visitation to sensitive sites increases local impacts as well as travel-related emissions (Groulx et al., 2016; Groulx et al., 2019).

14.5.7.2 Emerging Responses and Adaptation

Compared to other economic sectors (see section 14.5.8), the tourism industry has high adaptive capacity (*high confidence*) (Figure 14.9). Investments in climate-resilient infrastructure within Canadian National Parks have increased visitation rates during the shoulder seasons (Fisichelli et al., 2015; Lemieux et al., 2017; Wilkins et al., 2018), regional collaboration among US and Canadian park agencies has enhanced adaptive capacity through integrated planning and management (Lemieux et al., 2015), and technological advancements have reduced the vulnerability of alpine winter sports from warming temperatures (e.g., snowmaking, refrigerated surfaces, chemical additives) (Rutty and Scott, 2015; Scott et al., 2019b; Scott et al., 2020). Snowmaking as an adaptation strategy affects mitigation efforts by increasing the need for energy and fuel (Scott et al., 2019b).

Tourists are also highly adaptable and, depending on their levels of place attachment, location loyalty, and socio-demographics, are *very likely* to substitute the timing or location of their travel activity based on climate and climatic-driven environmental changes (Rutty and Scott, 2015; Atzori et al., 2018). Lemieux (2017) found that if the state of the Athabasca Glacier (CA-PR, Figure 14.1) were to change negatively as a result of climate change, 83% would travel elsewhere, and if large infrastructure was built as an adaptive measure for viewing receding glaciers at Jasper National Park, 40% of tourists would no longer visit.

Hard and soft limits to adaptation exist in the tourism sector (Manuel-navarrete and Pelling, 2015). For example, machine-made snow without the use of environmentally harmful chemical additives that are banned in most jurisdictions, can only be made efficiently in temperatures below -2 °C, but projections indicate warming temperatures above this threshold (Wobus et al., 2017; Scott et al., 2019a). Multi-jurisdictional adaptation planning for parks and protected areas in the US has been hindered by a lack of funding, communication, and funding trade-offs that could be remedied through coordination (Lemieux et al., 2015). Social inequalities generated by the tourism development process must also be considered by climate-related interventions to avoid the perpetuation of inequalities that may exist, particularly in less developed regions and rapidly developing regions. For example, New developments in Hawai'i, Florida, Quebec, and popular resort areas in Mexico have led to social inequalities through increased property taxes leading to the marginalization of local residents away from these areas in favour of wealthy tourists (Manuel-navarrete and Pelling, 2015) (also see 14.5.9).

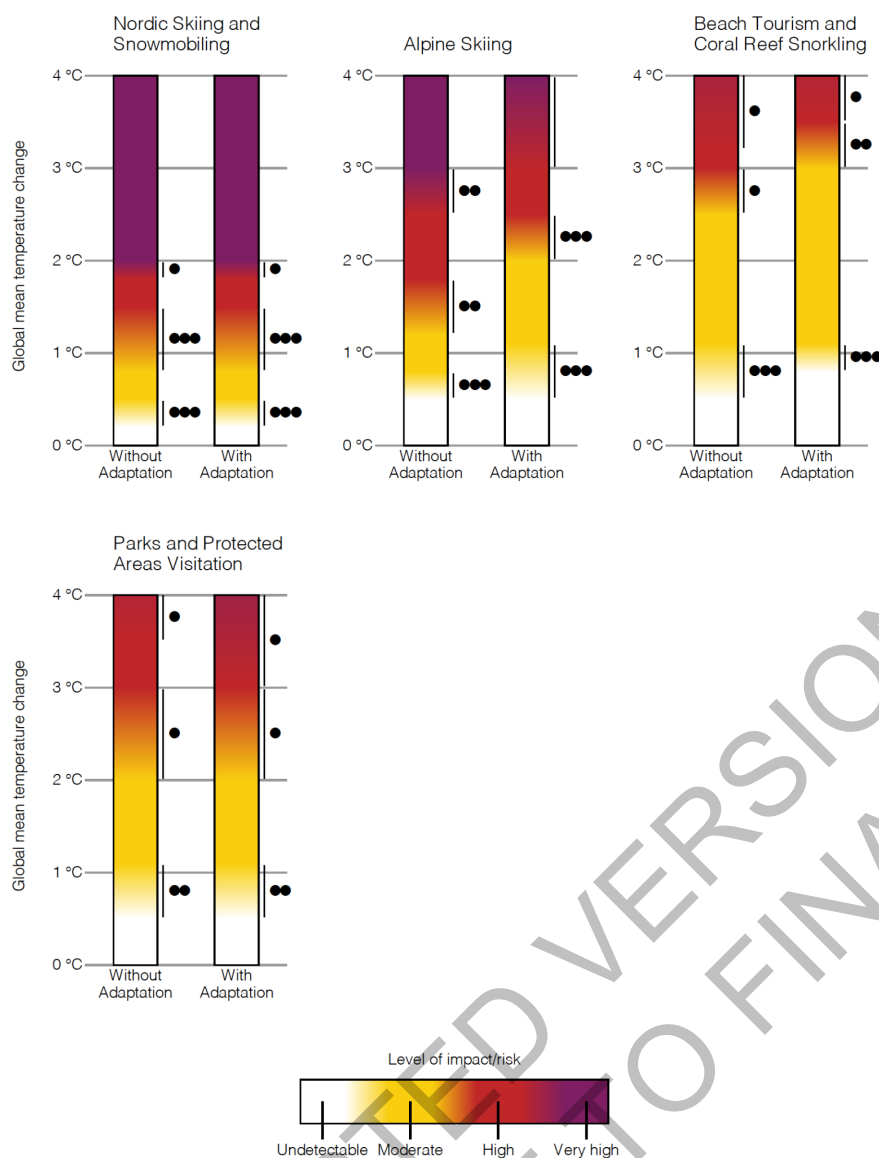


Figure 14.9: Burning ember of the relative risks to select tourism activities in North America with and without adaptation as a function of global mean surface temperature increase since pre-industrial times. Risks to tourism activities include: 1) season length reductions from warming temperatures for Nordic skiing and snowmobiling, 2) season length reductions from warming temperatures and precipitation changes for alpine skiing, 3) visitor experience changes as a result of warming surface and ocean temperatures for beach tourism and degrading coral reef systems for snorkelling, 4) visitor experience changes related to warming temperatures and changing landscape aesthetic for Parks and Protected Areas. Risks assessed cover all of North America (3, 4), or are specific to certain regions (1, 2). The supporting literature and methods are provided in Supplementary Materials (SM14.4).

14.5.8 Economic Activities and Sectors in North America

Economic sectors highly reliant on climate, such as agriculture, tourism, fisheries, and forestry, have higher levels of exposure and sensitivity (*high confidence*) and greater overall risk to climate change compared to other economic sectors such as mining, construction, and manufacturing (*medium confidence*). However, the cascading nature of climate impacts related to trade (Box 14.5), labour productivity (14.5.8.1.5), and infrastructure (14.5.8.1.2) means that there is no economic sector in North America that will be unaffected by climate change (*very high confidence*) (Figure 14.10). For Canada, this assessment is further supported by the Canadian Climate Assessment (Lemmen et al., 2021). The combined economies of Canada, Mexico and the US represented ~28% of the global GDP in 2019, with the US accounting for almost 90% of the total activity for North America (World Bank, 2020a). The risks posed at different GWLs for any given economic activity or sector are presented in Figure 14.10. By combining expert judgement with a systematic review of the literature for each sector, the information in this Figure represents a broader synthesis, especially for

sectors with a smaller literature base and at higher GWLs. The assessment of the risks of climate change on tourism (14.5.7) and the interactions between sectors through trade (Box 14.5) are discussed separately.

14.5.8.1 Observed Impacts and Projected Risks of Climate Change

14.5.8.1.1 Agriculture, fisheries, and forestry

The wide range of observed and projected impacts of climate hazards on food and fibre in North America are documented in 14.5.4 (also see Chapter 5). Agriculture (USNW - corn and soybeans), fisheries (cod and pollock), and forestry (Boreal Forest timber yield) are expected to experience substantial and widespread risks by 2°C of global warming above pre-industrial (*medium to high confidence*) (Figure 14.10). Economic models generally show economic losses in the agricultural sector across North America, especially at higher GWL (14.5.4) (EPA, 2017; Boyd and Markandya, 2021), although the effects in local economies, especially rural areas of the US that are highly dependent on agriculture, will be substantial even at lower GWLs (Gowda et al., 2018). Full evaluations of climate risks for forestry and fisheries are presented in 14.5.1, 14.5.4 (also see 14.6), respectively.

14.5.8.1.2 Transportation

Transportation infrastructure, including roads, bridges, rail, air, sea, and pipelines, are highly vulnerable to rising temperatures, SLR, weather extremes, changing ice conditions, permafrost degradation, and flooding (*high confidence*), resulting in damage, disruption to operations, unsafe conditions, and supply-chain impacts (Board and Council, 2008; Natural Resources Conservation Service; Andrey and Palko, 2017; Jacobs et al., 2018; Lemmen et al., 2021) (Box 14.5). In the Mexican states of Veracruz, Tabasco, San Luis Potosí, Chiapas and Oaxaca, 105,000 infrastructure sites, mostly major connecting roads, were found to be at risk of flooding from tropical storms (De la Peña et al. 2018). Low water levels in the Great Lakes has severely impacted US grain transport (Attavanich et al., 2013). High intensity rain events destroyed 1,000km of roads and washed out hundreds of bridges and culverts in 2013 resulting in an estimated CAD\$6 billion (2013 dollars) in damages and recovery costs in Alberta, Canada (*CA-PR*) (Palko and Lemmen, 2017). In 2019, the rail line from Winnipeg to Churchill Manitoba, which is the only ground transportation to the community and to Canada's only deep-water Arctic port, was reopened after being closed for over two years due to the cumulative effects of flooding, permafrost degradation, and political challenges (Lin et al., 2020). In the US, the number of heat-related train delays has increased (Bruzek et al., 2013; Chinowsky et al., 2019) and by the end of the century may cause economic losses of US\$25 to 45 billion (RCP4.5) or US\$35 to 60 billion (RCP8.5) (Chinowsky et al., 2019). Sea ice reduction in the North American Arctic has led to a rapid increase in ship traffic (Huntington et al., 2015; Phillips, 2016; Pizzolato et al., 2016; Huntington et al., 2021b; Li et al., 2021) with cascading risks related to invasive species introduction, accident rates, black carbon emissions, underwater noise pollution for marine mammals, and risks to subsistence harvesting activities in Indigenous communities. (Ware et al., 2014; Council of Canadian Academies, 2016, Huntington, 2021; Verna et al., 2016; Chan et al., 2019)

14.5.8.1.3 Energy, oil and gas, and mining

Climate change is increasing the demand for electric power for cooling and threatens existing power supply (*high confidence*) (see 14.5.5). Increased energy demand often occurs during peak energy usage and especially during heat waves (Cruz and Krausmann, 2013; Leong and Donner, 2015). Cooling represented 74% of peak electricity demand in Philadelphia on a particularly hot day in July 2011 (Waite et al., 2017; IEA, 2018b). In Canada, warming temperatures are expected to reduce demand for heating by 18 - 33% and increase demand for cooling by 14 - 126% by 2070 compared to 1959-89 and 1998-2014 baseline periods, respectively (Berardi and Jafarpur, 2020). The effects on hydropower are uneven across the region with the potential for increases in capacity in Canada but declines of over 20% in Mexico (RCP4.5 and RCP8.5) (Turner et al., 2017). Electricity demand in the US is projected to increase by 5.3 % per degree C rise in temperature (Hsiang et al., 2017). Energy infrastructure, such as drilling platforms, refineries and pipelines and evacuation routes are also increasingly vulnerable to higher sea levels, hurricanes, storm surges, mobile multi-year sea ice, erosion, inland flooding, wildfires, and other climate-related changes (Zamuda et al., 2018).

Operational efficiency and human safety at mining and energy production sites is expected to be adversely affected by increases in extreme events (Section 14.2), including storms, heavy rains, riverine flooding, and wildfires (*high confidence*). General remoteness of many mining sites (especially in the North American

Arctic) exacerbates risks related to emergency responses to extreme events such as wildfire (*medium confidence*). The 2016 Fort McMurray wildfire in Alberta Canada forced the evacuation of 88,000 people and the shutdown of mine operations. Damages were minimal because companies had undertaken proactive FireSmart interventions specifically developed for the industry (Council of Canadian Academies, 2019) (see Box 14.1). Onshore oil field production in Tabasco, Mexico, which accounts for 16% of the country's daily output, was interrupted by extensive flooding (Cruz and Krausmann, 2013). Two-thirds of mine operators globally, including major operators in North America, have experienced production challenges related to water shortages and flooding (Carbon Disclosure Project, 2013). Water availability stress due to climate change is lower in Canada than in the US and Mexico and mines in Canada may be less exposed to this risk (World Resources Institute, 2012), with some exceptions, i.e., water-intensive oil sands mining in the Athabasca River basin in Canada (Leong and Donner, 2016) (also see 14.5.3). Warming temperatures also has the potential to alter the nature, characteristics and quality of mineral resources such as kaolin or limestone (Phillips, 2016).

14.5.8.1.4 Construction

In the US, construction workers comprise 6% of the total workforce but accounted for 36% of all occupational heat-related deaths from 1992-2016 (Dong et al., 2019). It is expected that total labour hours among outdoor construction workers will decrease by 0.53 (+/- 0.01)% per °C based on existing warming trends (Hsiang et al., 2017) also see (EPA, 2017). Risks are expected to be exacerbated as SLR and storm surge expands the risk zone for coastal flooding exposing more property to inundation and enhancing construction demand (EPA, 2017) (Box 14.4, section 14.5.5.1.3). Meeting existing and projected demand for water in affected regions could also require building new desalination plants. Texas has constructed over 44 desalination plants across the state because of a lack of freshwater to meet potable water demand and due to climate driven droughts (Kloesel et al., 2018b). Other infrastructure damaged by floods and SLR will need to be reassessed and perhaps relocated away from the coast. Relocation requires availability of land that frequently does not exist within urban areas (Lithgow, 2019). Some US tribes and Indigenous groups in Canada lack the financial resources to build climate-resilient infrastructure such as housing and sewage treatment facilities to assure clean drinking water (Martinez et al., 2014; Salgado and Luisa Martinez, 2017; Lithgow et al., 2019).

Permafrost thaw in northern North America will result in increased construction and reconstruction needs (*medium confidence*) related to direct damage to buildings, roads, airport runways and other critical infrastructure including decreased bearing capacities of building and pipeline foundations, damage to road surfaces, and deterioration of reservoirs and impoundments used for wastewater and mine tailings containment (Pendakur, 2017; Meredith et al., 2019). Ice roads have become less safe due to warming, pavement damage has increased related to seasonal thaw/freeze cycles, and there have been interruptions in airport operations, water and sewage service, and school operations in the Canadian territories of Yukon and Nunavut (Canadian Western and Eastern Arctic – (CA-WA and CA-EA), fig 14.1) (Council of Canadian Academies, 2019). By the end of the century, the economic impact of projected reconstruction of Alaska's public infrastructure due to climate change (mainly from permafrost thaw) is estimated to range from USD\$4.2B (RCP4.5) to USD\$5.5B (RCP8.5) (Melvin et al., 2017; Markon et al., 2018).

14.5.8.1.5 Manufacturing

Twelve million Americans (Bureau of Labor Statistics, 2015), 1.5 million Canadians (Statistics Canada, 2020) and 9 million Mexicans (Statistics Mexico, 2021) are employed in manufacturing. The southeast US and Texas have the highest manufacturing output, with 34% of total US output (\$700 billion per year). The impact of climate change on manufacturing varies greatly by region. Vulnerability of the sector to climate change stems from exposure of workers to increasing temperatures and humidity, exposure of facilities to SLR and flooding, and changes in water supply and quality required in many manufacturing processes (Lall et al., 2018).

14.5.8.1.6 Labour Productivity

Climate change is negatively affecting working conditions and labour productivity in North America (*medium confidence*) (Section 14.5.6.1 and Box 14.5). Working conditions in temperatures above a Heat Index of 85°F (29.4°C) are correlated with potentially hazardous health conditions (Tustin et al., 2018) and for every °C increase in temperature, labour productivity is estimated to be reduced by 0.11% for low risk workers and 0.53% for high risk workers (i.e., construction, mining, agriculture and manufacturing) (Hsiang

et al., 2017). By mid-century (RCP8.5), temperature increase, changing water availability and SLR, are projected to result in a 0.6% drop in labour productivity in auto, timber, textile and chemical manufacturing in the Southeast and Texas regions (Kinniburgh et al., 2015; Hsiang et al.). Labour productivity in the US automobile industry decreases by 8% for every six or more days of consecutive unusually hot weather (above 90°F/32.2°C) (Cachon et al., 2012). Thirty percent of California workers are employed in high-risk industries, such as agriculture, with exposure to high temperature leading to loss in productivity (Rogers et al., 2015). Under RCP8.5 increases in extreme temperatures, labour productivity in the US is projected to decrease, costing US\$190 billion in lost wages by 2090 (EPA, 2017; Kjellstrom et al., 2019)(also see (Gubernot et al., 2014; Kiefer et al., 2016; Carter et al., 2018).

14.5.8.2 Current and Potential Adaptation

Adaptation options are highly diverse and sector-specific (EPA, 2017). Regardless of economic sector, companies that implement effective and rapid response options that address climate change stressors will have a competitive advantage (Gasbarro et al., 2016, Lemmen, 2021). Most companies focus on short-term risk management and consequently short-term adaptation is often favoured over long-term approaches particularly in the private sector, which will be ineffective for climate change risk reduction over the long term (Gasbarro et al., 2016).

Investment and coordination of climate services (forecasting) can support many economic sectors across North America. In 2017, 15% of S&P 500 companies publicly disclosed an effect on earnings from weather events, reflecting a growing trend (Williams et al., 2018). Existing US federal-sponsored planning tools provide guidance to states and to plan for SLR and flooding with large threats to commercial sectors (US Department of Transportation, 2015). The NOAA Coastal Services Center SLR and coastal inundation viewer (<https://coast.noaa.gov/digitalcoast/tools/slr.html>), the Army Corps of Engineers Sea Level Change Curve simulator, and Climate Central's interactive portal (Ocean at the Door) all provide access to visualizations of future sea level rise that are available to US coastal cities and towns for commercial planning purposes. Similar resources are being developed and are available for Canada including Canada's Climate Atlas (<https://climateatlas.ca/>).

Adaptation options for transportation and related infrastructure include engineering and technological solutions, as well as innovative policy, planning, management, and maintenance approaches (Natural Resources Conservation Service, 2008; Jacobs et al., 2018). For northern transportation, new technologies and infrastructure adaptations can be employed to facilitate heat extraction (e.g. air convection embankments, heat drains, thermosyphons, high albedo surfacing, gentle embankment slopes) (McGregor et al., 2010b; United Nations, 2020). Adaptation options for roads include changing pavement mixes to be more tolerant to heat or frost heaving, expanding drainage capacity, reducing flood risks, enhancing travel advisories and alerts, elevating or relocating new infrastructure where feasible and changing infrastructure design requirements to include climate change considerations or to introduce new flood event thresholds (Natural Resources Conservation Service, 2008; EPA, 2017; Pendakur, 2017). Railroads are testing temperature sensors on rail tracks to provide early warning of buckling. Sensors that signal when tracks are approaching dangerous temperatures may help to avoid accidents (Hodge et al., 2014; Chinowsky et al., 2019).

Adapting building codes more uniformly to changing climate conditions such as SLR, storms, winds and wildfires reduces risk (Olsen, 2015; Maxwell et al., 2018b). North America has not, on the whole, adapted its building code regulations to consider the dynamic challenges of climate change, although some specific efforts have been made, including the addition of requirements for wildfire within California's building codes and Canada's Climate-resilient building and core public infrastructure initiative, which involves updating building codes and standards to improve climate resiliency (Lacasse et al., 2020) (Box 14.4). To enhance safety, some outdoor workers have been fitted with heat sensors to analyse/assess how warming may affect productivity and well-being (Runkle et al., 2019). Other options include raising public roads and seawalls, initiating buy-outs of property owners in flood-risk areas, and improving storm water drainage. Adopting approaches like the International Future Living Institute's Living Building Challenge (LBC) may inform future regulatory processes (Eisenberg, 2016). The LBC (<https://living-future.org/basics/>) has seven thematic areas that inform building design, although only a subset of those are relevant for climate change including water, energy, and materials considerations.

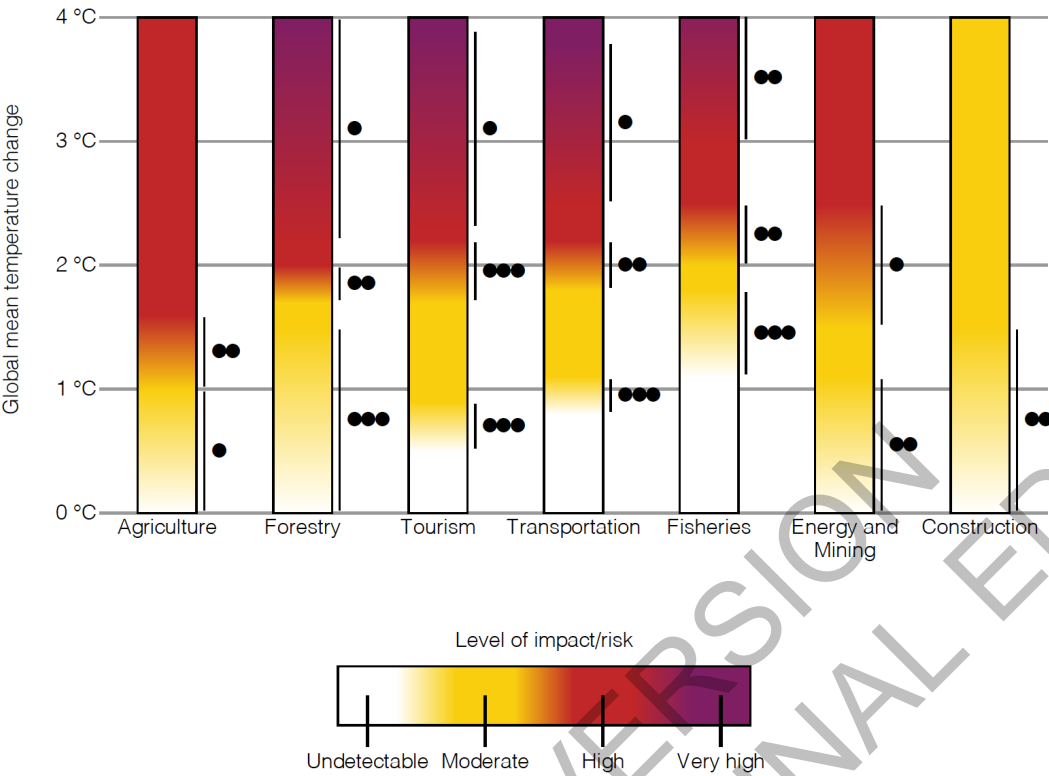


Figure 14.10: Burning Ember of the relative risks to economic sectors in North America as a function of projected global mean surface temperature increase since pre-industrial times. Impacts on economic sectors include: 1) changing crop yield leading to economic loss for agriculture, 2) changes in the quality and quantity of timber yields, 3) reductions in season length and economic viability for tourism activities, 4) increased maintenance and reconstruction costs to transportation infrastructure, 5) changes in fisheries catch, 6) reduced productivity in mining and energy operations, 6) reduced labour productivity in outdoor construction, and 7) increased maintenance and reconstruction costs to transportation systems. Risks to economic sectors and activities were sometimes assessed across all of North America (3, 4), within specific regions (1, 2), and for specific crops or species (1 - corn and soybean, 2 – cod and pollock). The supporting literature and methods are provided in Supplementary Material (SM14.4).

[START BOX 14.5 HERE]

Box 14.5: Climate Change Impacts on Trade Affecting North America

In North America, trade - defined as the sum of export and import of goods and services - is valued at \$1.3 trillion USD annually (2019 dollars) and represents 30% of North American GDP. Variations within the region are notable; Mexico relies on trade for 80% of its GDP and Canada for 66% (World Bank, 2020a). Canada and the US traded over USD\$55.2 billion worth of products related to the agriculture industry between 2015 and 2018 (Government of Canada, 2019). Canada, the US and Mexico have the longest running trade pacts globally and these agreements have played a major role in supporting economic and social development in the region (see (Frankel and Rose, 2005; Eaton et al., 2016; World Bank, 2020b). However, recent changes to the North American Free Trade agreement do not clearly address climate change (Lucatello, 2019).

Climate risks may create shocks to the trade system by damaging infrastructure and disrupting supply-chains in North America (*medium confidence*). Sea level rise, flooding, permafrost thaw, landslides, and increased frequency and magnitude of extreme weather events are projected to impact transportation infrastructure which will pose challenges to the movement of goods, especially in coastal areas (Lantuit et al., 2012; Doré et al., 2016; Hjort et al., 2018; Koks et al., 2019; Lemmen et al., 2021). Maritime ports are at the greatest risk from climate hazards (Messner et al., 2013; Slack and Comtois, 2016),

followed by roads, rail, and airports (Anarde et al., 2017). Due to the trans-national nature of trade, extreme weather disruptions in one region are likely to lead to cascading effects in other regions (*high confidence*) (Lemmen et al., 2021). For example, climate change will have negative impacts for global food and energy trade where reductions in crop production and fish stocks in some regions could cause food and fish price spikes elsewhere (Beaugrand et al., 2015; Lam et al., 2016; Shukla, 2019) (also see 14.5.4, Figure 14.10, and 5.11.8).

Climate change impacts may alter current trade practices and patterns with implications for regional economic development in North America, especially in the Arctic (*medium confidence*). Climate change is causing modal-shifts in cargo shipping. For example, lower water levels in lakes and rivers (e.g., Mackenzie River, Mississippi River) impact freight transport and may cause a shift from marine transport to more GHG-intensive rail, road, or air transport (Koetse and Rietveld, 2009; Du et al., 2017; Pendakur, 2017). Sea ice change is creating new Arctic marine trade corridors (Melia et al., 2016; Pizzolato et al., 2016; Ng et al., 2018; Bennett et al., 2020; Mudryk et al.), including shorter and potentially more economical routes such as the Northwest Passages (see CCP6, Box 6.1). Warming temperatures have also reduced the season length for ice roads, which are heavily relied upon to service remote communities and remote industries including forestry and mining (Pendakur, 2017) (see 14.5.8.1.2).

Effective and equitable trade policies can act as important adaptation strategies (*medium confidence*). Higher temperatures have had no direct effect on developed countries' exports, but have significantly reduced growth in exports among developing countries, which in turn can increase the price of goods that developed countries then import (Costinot et al., 2016; Constant and Davin, 2019). Schenker (2013) estimated that the climate impacts on trade from developing to developed countries could be responsible for 16.4% of the total expected cost of climate change in the US in 2100 and thus, North America would benefit from increased investment in effective and equitable trade policies and adaptation in developing regions. Under an RCP8.5 scenario (~2.6 to 4.8 degree C warming) and within current trade integration, climate change could lead to up to 55 million undernourished people by 2050; these projections decrease by 64% (20 million people) with the introduction of reduced trade tariffs and the lessening of institutional and infrastructure barriers (Janssens et al., 2020). Although most studies focus on global food security (agriculture), it is likely that the same challenges exist for other commodities and manufactured goods.

[END BOX 14.5 HERE]

[START BOX 14.6 HERE]

Box 14.6: The Costs and Economic Consequences of Climate Change in North America

Observed Impacts

Extreme weather events, including hurricanes, droughts, and flooding, and wildfires, have been partly attributed to anthropogenic climate change (e.g., Rupp et al., 2015; Emanuel, 2017); attribution table in Chapter 16) (*high confidence*). Direct, indirect and non-market economic damages from extreme events have increased in some parts of North America (*high confidence*). The number of extreme events with inflation-adjusted damages totalling more than US\$1B has risen in the US over the past decades (NOAA, 2020; Smith, 2020), and similar increases have been observed in Canada (Boyd and Markandya, 2021). Factors other than climate change, including increases in exposure and the value of the assets at risk, also explain increasing damage amounts (Freeman and Ashley, 2017; Vano et al., 2018). Climate change explains a portion of long-term increases in economic damages of hurricanes (*limited evidence, low agreement*). Studies of US hurricanes since 1900 have found increasing economic losses that are consistent with an influence from climate change (Estrada et al., 2015; Grinsted et al., 2019), although another study finds no increase (Weinkle et al., 2018).

Formal attribution of economic damages from individual extreme events to anthropogenic climate change has been limited, but climate change could account for a substantial fraction of the damages (*limited evidence, medium agreement*). Two recent studies have shown approaches for how damages may be attributed for individual events in the US. Assuming a direct proportionality between attributable risk of the

event to the attributable economic damages, one study suggested that 30-75% of the direct damages from Hurricane Harvey was caused by climate change, with a best estimate of US\$67B out of an estimated US\$90B total of attributable damages (Frame et al., 2020). Another study modeled the component of the flooding from Hurricane Sandy due to rising SLR and mapped that to coastal damages. That study estimated that US\$8.1 billion (13% of the total) was attributable to the climate influence on SLR (Strauss et al., 2021).

The effect of climate change has been identified in aggregate measures of economic performance, such as GDP, in North America and globally (*medium confidence*), although the magnitude of these changes is difficult to constrain (*medium confidence*). Climate change has been observed to affect national GDP level and economic growth (*low confidence*). The extent to which climate has affected GDP may be challenging to identify statistically (Cross-Working Group Box ECONOMIC in Chapter 16). Observed GDP effects are generally slightly negative in the US, higher and negative for Mexico, and the directionality of the effects in Canada varies by study and modeling approach (Burke et al., 2015; Colacito et al., 2018; Kahn et al., 2019).

Projected Risks

Projections of market and non-market economic damages demonstrate the substantial economic risks of climate impacts associated with high temperature pathways (RCP8.5) (*high confidence*). Since AR5, a wide range of estimates of the costs of climate change have been developed for the US (EPA, 2015a; Houser et al., 2015; EPA, 2017; Hsiang et al., 2017; Martinich and Crimmins, 2019), with ongoing processes to update national estimates for Canada and Mexico (Semarnat, 2009; NRTEE, 2011; Estrada et al., 2013; Sawyer et al., 2020). While the magnitude of the estimates depend on approach and assumptions in the methods and expectations of future socioeconomic conditions, these studies show substantial projected economic damages across North America by the end of the century, especially for warming greater than 4°C (*high evidence, high agreement*). Whether these damages translate into GDP effects is not clear for Canada. Some modeling approaches show modest GDP increases in 2050 and 2100, while others suggest modest decreases although it is anticipated that the economic effects for Canada will be large and negative (Boyd and Markandya, 2021). Large costs and risks, such as those associated with extreme events such as wildfires (Hope et al., 2016) and the increased need for infrastructure replacement (Neumann et al., 2015; Maxwell et al., 2018a) will have compounding effects in the markets by disrupting economic activities (Box 14.5).

Market and non-market risks and costs will not be experienced equally across countries, sectors and regions in North America (*high confidence*). For the US, reductions in mortality, energy expenditures and improvements in agricultural yields are projected to result in net gains in the North and Pacific Northwest whereas in the South, higher heat-related mortality, increases in energy expenditures, SLR and storm surge are projected to result in economic losses by the end of century (Hsiang et al., 2017). No region in the US is expected to avoid some level of adverse effects (EPA, 2017; Martinich and Crimmins, 2019) (*medium evidence, high agreement*). Economic models generally show losses in the agricultural sector across North America, especially at higher GWL (Boyd and Markandya, 2021, EPA 2017). Some models show large gains in parts of Canada, although these models do not capture the full range of climate hazards including change in precipitation or extreme events (Boyd and Markandya, 2021).

Economics of Adaptation Opportunities

Economic analysis can help reveal where the avoided economic damages are greater than the costs of adaptation, improving decision-making for adaptation planning and efforts in North America (*high confidence*). Detailed assessment of total needs and costs of climate adaptation are limited (Sussman et al., 2014), but estimates suggest that the costs are large (*low evidence, high agreement*). Cost-benefit and other economic analyses that incorporate damage estimates are expanding for adaptation decision-making (Li et al., 2014), especially for technical options in areas with high exposure such as coastal areas in Mexico (Haer et al., 2018) and Alaskan infrastructure (Melvin et al., 2017). Cost-benefit analysis has also been applied to coordinating planning across jurisdictions in North America for SLR and flood control (Adeel et al., 2020). Adaptation costs in the US are lower on RCP4.5 compared to RCP8.5 emission pathways (Martinich and Crimmins, 2019). Adaptation, however, cannot be based solely on the cost benefit analysis due to the high level of uncertainty related to climate risks (Cross-Chapter Box DEEP in Chapter 17).

Improving projections of future economic risk and damages facilitates the development of tools that can be used for economic analysis of climate policies (*high confidence*). Monetized estimates of the damages from climate change have been developed and refined since AR5, motivated in part by efforts to estimate the Social Cost of Carbon (SCC) (National Academies of Sciences, 2017). Support for these efforts and the use of SCC in regulatory analysis of mitigation and adaptation efforts have been pledged across the national and sub-national governments of Canada, the US and Mexico. Harmonizing SCC and consistent use can further enhance coordination of mitigation and adaptation decision-making (Auffhammer, 2018; Aldy et al., 2021). Using these damages estimates can also inform other policy and tools that improve the consideration of climate impacts in markets and decision-making (Report of the Climate-Related Market Risk Subcommittee, 2020).

[END BOX 14.6 HERE]

14.5.9 Livelihoods

Exposure and vulnerability to climate hazards have varied across North America by region and by population (*high confidence*). These differences have been often underpinned by social and economic inequalities and have been observed between households, social groups, rural and urban communities, and Indigenous Peoples (*high confidence*). These vulnerabilities have also been observed to contribute to maladaptation (*medium confidence*) (14.5.9.1). Social and economic trends and development will determine near-term impacts on livelihoods from projected climate hazards; livelihoods will also adapt to the risks and opportunities (*high confidence*) (14.5.9.2). Actions to enhance the livelihoods of the most vulnerable social groups in North America will lessen the impacts of climate hazards on them (*high confidence*) (14.5.9.3).

14.5.9.1 Observed Impacts

Livelihoods are ‘the resources used and the activities undertaken in order to live. Livelihoods are usually determined by the entitlements and assets to which people have access’ (IPCC, 2018) (8.1.1). While often understood as subsistence or traditional ways of life (Oswal, 1991), livelihoods are often conceptualized more broadly as encompassing the economic, cultural, and social capitals or assets, capabilities, and activities that individuals, households, and social groups use as the means to make a living (DFID, 1999; Obrist et al., 2010).

Past and current patterns of development in North America have propagated and perpetuated vulnerabilities that have created differential impacts on livelihoods from climate hazards (*high confidence*). Predatory and extractive economies have underpinned economic activity in North America historically and currently. While generating substantial wealth, these patterns have also driven social and economic inequality (*medium evidence, high agreement*) (Jasanof, 2010; Shove, 2010; Klinsky et al., 2016; Robinson and Shine, 2018). Patterns of development that reinforce these structures remain a large contributor to current social-environmental risks and have affected all kinds of contemporary livelihoods (Cannon and Müller-Mahn, 2010; Koch et al., 2019) (also, see Chapter 18).

Climate impacts have damaged livelihoods across North America, especially those of marginalized people (*high confidence*) and deepened inequalities for these groups (*medium confidence*). Across North America, climate change has affected livelihoods with larger effects on individuals, households and communities that are already more vulnerable due to a range of pre-existing social and environmental stressors (Olsson et al., 2014; Hickel, 2017; Koch et al., 2019) such as Indigenous Peoples, urban ethnic minorities, and immigrants (Guyot et al., 2006; Gronlund, 2014; Klinenberg, 2015). These impacts have also contributed to a deepening of inequalities for marginalized groups (Audefroy and Cabrera Sánchez, 2017; García et al., 2018) (*medium evidence, high agreement*). As climate hazards further degrade their livelihoods, these groups have faced additional challenges to avoiding or escaping poverty (Ruiz Meza, 2014). Furthermore, these groups have needed to use their more limited resources to manage present challenges, restricting their future capacities to adapt (Tolentino-Arévalo et al., 2019). Climate impacts have also affected the livelihoods of the middle classes (Domínguez et al., 2020) who have become more vulnerable due to changes in their social and economic security (Garza-Lopez et al., 2018). Gender has also been recognized as a determinant of

1 differential vulnerability with implications for women's livelihoods (Cross-Chapter Box GENDER in
2 Chapter 18).

3
4 Migration and mobility have been an important part of livelihoods in North America (*high confidence*).
5 Movement across North America has been reinforced by social, cultural and economic ties (Box 14.5). For
6 example, middle class retirees from Canada and the US engage from temporary, seasonal to permanent
7 migration to the warmer climates of the Southern US and Mexico, often benefiting from the lower cost of
8 living (Domínguez et al., 2018). Temporary or semi-permanent labor migration, generally followed by
9 remittances, has been an important part of livelihoods for rural areas in Mexico (*high confidence*) and has
10 been employed as a response to climate hazards (*low evidence*). Drought in rural areas which are highly
11 dependent on subsistence agriculture have observed migration to urban areas in Mexico (Nawrotzki et al.,
12 2017). Evidence of international migration in response to climate hazards is sparse with difficulties in
13 identifying a climate signal due to the multi-causal nature of migration decision-making (Cross-Chapter Box
14 MIGRATE in Chapter 7). There is limited evidence of extreme weather events or climate hazards on
15 migration from Mexico to the United States (Nawrotzki et al., 2015b; Nawrotzki et al., 2015c; Nawrotzki et
16 al., 2016; Murray-Tortarolo and Salgado, 2021).

17
18 Pre-existing social vulnerabilities have also led to forced displacement from extreme weather events (*low*
19 *confidence*). In the US, compounding effects of SLR and storm surge interacted with pre-existing social
20 vulnerabilities of local communities to generate large-scale displacement after the effects of Hurricane
21 Katrina on New Orleans in 2005 (Jessee et al., 2018). The processes of relocation and recovery in New
22 Orleans was further shaped by vulnerability where out-migration was more likely to be minorities and
23 economically disadvantaged while the recovery was predominantly in neighborhoods that were wealthier
24 prior to the disaster (Fussell et al., 2014; Fussell, 2015). Newer evidence from Hurricane Maria in Puerto
25 Rico in 2017 has shown an initial spike in displacement with slower recovery with more vulnerable
26 communities returning at higher rates (DeWaard et al., 2020); however, overall out-migration trends have
27 been consistent with long-term economic migration (Santos-Lozada et al., 2020). Interactions of slower onset
28 climate hazards with displacement, such as observed in Shishmaref, Alaska, have revealed the challenges in
29 attribution of migration to climate as it intersects with socioeconomic conditions and lived experiences
30 (Marino and Lazrus, 2015).

31
32 Maladaptation has also been occurring in livelihoods, especially as it relates to agricultural practices that are
33 less resilient to climate hazards and competition for land use (*limited evidence, high agreement*). Focusing
34 on examples in Mexico (see 14.5.4.3 for US and Canada examples), for some Mexican Indigenous Peoples,
35 the replacement of ancestral farming practices with technological adaptations like transgenic crops has
36 reduced their resilience by making them more dependent on external inputs and more expensive supplies
37 while increasing putting their health at risk with herbicide and insecticide use (Mercer et al., 2012). Existing
38 power structures have also interacted with climate hazards to generate maladaptive outcomes (Quintana,
39 2013). Mennonite communities in the northern state of Chihuahua, Mexico have pursued commercial
40 agricultural markets that lead them to shift to transgenic crops and to overexploit local groundwater
41 resources in a region experiencing multi-year droughts. These actions have led to conflict with other local
42 farming groups with less economic capital to access groundwater (Quintana, 2013). Climate mitigation
43 measures may also have adverse effects on local livelihoods with implications for adaptive capacity. The
44 Reducing Emissions from Deforestation and Forest Degradation in Developing Countries (REDD+)
45 mitigation program has been highlighted as a trade-off between an international/national carbon mitigation
46 strategy and the ability of some Mexican rural communities to improve their food security (Barbier, 2014)
47 (5.6.3.3).

48 49 14.5.9.2 Projected Risks

50
51 Livelihoods will evolve as a result of both challenges presented directly or indirectly from climate impacts as
52 well as socioeconomic changes and technological developments (*high confidence*). Livelihoods, however,
53 can be undermined by many of the projected climate risks with the impacts depending on adaptive capacity
54 and adaptation limits (*high confidence*) (8.4.5.1). Real areas in Mexico and the southern US with agriculture-
55 based livelihoods and projected reduction in precipitation will be adversely affected (Esperon-Rodriguez et
56 al., 2016) (14.5.4). Outdoor workers in rural and urban areas will be exposed to higher health risks from

higher temperatures and heatwaves (14.5.8). Reduced livelihoods will also be associated with adverse mental health effects (14.5.6.8).

Future climate hazards will deepen patterns of social inequality as vulnerable groups may also experience intersecting impacts that adversely affect their livelihoods (*medium confidence*). Health, in particular, will be a key intersection as marginalized and disadvantaged groups often have poorer health status and hold occupations that may involve higher exposure to climate hazards. African Americans are expected to experience the largest impacts on their health status due to differential exposure and vulnerability to climate hazards (Marsha et al., 2016) (Section 14.5.6).

Displacement, migration and resettlement will increase along higher emission pathways (*medium confidence*). Combining projections of SLR and population scenarios for the US, Haer et al. (2013) and Hauer et al. (2016) have estimated the magnitude of the population at risk in coastal communities, numbering in the millions. In the near-term, where climate hazards influence out-migration, it will mostly augment existing patterns as migration is strongly influenced by existing social networks (7.3.2). Planned relocation and resettlements will reduce the exposure to climate hazards for the involved populations but could adversely affect their livelihoods in the absence of supportive programs (Jantarasami et al., 2018a) (7.3.2), since livelihood outcomes strongly depend on socioeconomic conditions.

14.5.9.3 Adaptation

Climate hazards undermine adaptation by damaging livelihoods (*high confidence*). Many actions that enhance and promote resilient livelihoods can have substantial benefit for adaptation to climate hazards (*medium confidence*). Livelihoods in the context of climate change are characterized by adjustments that then feedback into the assets that comprise a livelihood. Social capital - in the form of household and community cohesion - facilitates the development of adaptation strategies to the impacts of climate change in rural and urban communities at the household level and for small groups (Barbier, 2014; Nawrotzki et al., 2015b; Nawrotzki et al., 2015c). Cultural capital, especially in the form of local knowledge and Indigenous knowledge, can guide adaptation practices in North America (Akpınar Ferrand and Cecunjanin, 2014), preserving Indigenous cultures and enhancing future adaptation and resilience (Pearce et al., 2012 2015; Audefroy and Cabrera Sánchez, 2017) (Box 14.1). In Mexico, rain-water harvesting (practiced by some Mayan communities) and the use of local-traditional varieties of maize have assisted in the adaptation to climate impacts and promoted food security (Akpınar Ferrand and Cecunjanin, 2014; Hellin et al., 2014). Funding and support for these social adaptation strategies have been uneven (Barbier, 2014; Romeo-Lankao et al., 2014). The legacy of colonialism and historical patterns of development will continue to shape the adaptation responses and resiliency of Indigenous Peoples (Todd, 2015; Davis and Todd, 2017; Whyte, 2017; Cameron et al., 2019).

Migration is a common adaptation strategy to maintain and diversify people's livelihoods and will continue to play an important role when households manage climate and social risks (*high confidence*) (7.4.3). In the near-term, actions that enhance in-situ adaptive capacities as well as fostering safe and orderly migration can result in synergies for both adaptation and development (Cross-Chapter Box MIGRATE in Chapter 7). Populations that experience less mobility or cannot engage in voluntary migration as an adaptation may need additional support to adapt to climate hazards, for example northern communities that are at risk of climatic events (Hamilton et al., 2016). Policies associated with the transition from high GHG intensive extractive industries, sometimes referred to as "just transitions", may also support in-situ livelihoods if they also aim to address and redress existing inequalities to reduce vulnerabilities (McCauley, 2018); however, these policies could result in maladaptation if they create new inequalities or generate other environmental damages.

14.5.10 Violence, Crime, and Security

Elevated rates of various types of crime have been associated with higher temperatures in the US and Mexico (*medium confidence based on limited evidence and high agreement*) (14.5.10.1). If social relationships prevailing now and in the recent past continue, projections show future crime rates in the US and Mexico increasing with increasing temperatures (*low confidence*) (14.5.10.2). Degradation of human security and conflicts exacerbated by climate change—even outside of North America—will increase the demand for humanitarian assistance, foreign aid and resettlement (*medium confidence*) (14.5.10.2).

14.5.10.1 Observed Impacts

14.5.10.1.1 Violence and crime in the past and present

Crime, including violent crime, has been associated with higher temperatures in the US (*medium confidence*). Studies of crime statistics in the US have revealed a relationship between temperature and a range of violent crimes including aggravated assaults, rapes, and homicides; effects for property crimes are weaker (Ranson, 2014; Houser et al., 2015; Heilmann and Kahn, 2019; Mares and Moffett, 2019) (*limited evidence, medium agreement*). These effects have been observed in US urban centres (Hsiang et al., 2013; Mares, 2013; Ranson, 2014; Schinasi and Hamra, 2017; Heilmann and Kahn, 2019) and more generally across the US (Mares and Moffett, 2019). Differential effects have also been observed within urban areas. Observed higher rates of domestic and intimate partner violence during periods of high heat in less affluent neighbours in Los Angeles have been associated with disparities in access to air conditioning and greenery (Heilmann et al., 2021). By contrast, (Lynch et al., 2020a) found no significant correlation between annual homicide rate and annual temperature for New York City (Lynch et al., 2020b). For Mexico, (Burke et al., 2018a) found temperature linkages with intergroup killings by drug-trafficking organizations, homicides, and suicides. No linkages between temperature and crime have been reported for Canada. Differences in spatial and temporal aggregation of the crime statistics as well as in the measure of climate change or variability explain some of the differences between studies. Several causal pathways can explain these relationships (Miles-Novelo and Anderson, 2019; Lynch et al., 2020b). The dominant theory is that weather changes result in changes in behavioural patterns that lead to more opportunities for crimes. For example, studies that disaggregate by month often report significant positive associations between temperature anomalies and violent crime (especially aggravated assaults, rapes, and homicides), particularly in the cold season (Harp and Karnauskas, 2018; Mares and Moffett, 2019)). Smaller increases in crime during positive warm-season temperature anomalies may be due to people seeking shelter in cooler indoor spaces, decreasing crimes of opportunity (Gamble and Hess, 2012) (7.2.7).

The archaeological record has been used to infer linkages between climatic variability and social process, including violence (inferred with *medium confidence*). Past North American societies have been exposed to greater climatic variability than is documented in the instrumental record. Because future climatic conditions are likely to exceed those known for the recent past (Cross-Chapter Box PALEO in Chapter 1), the North American archaeological record can illuminate possible relationships between climate variability and violence that cannot be observed in the present record. In the upland US Southwest between A.D. 600 and 1280, one study found that violence significantly increased as climatically-controlled maize production decreased and interannual variability increased (Kohler et al., 2014) (*low evidence, high agreement*); massive emigration from the northern Southwest in the last half of the AD 1200s is connected with though not completely explained by climatic variability (Scheffer et al., 2021). In the central and southern Maya lowlands, following centuries of increasing populations and attempts to produce more maize (Roman et al., 2018), episodes of drought and/or increased summer temperatures in the 9th and 10th centuries AD (Dunning et al., 2012; Kennett et al., 2012) accompanied increased conflicts and social disintegration including collapse of long-lived dynasties, cessation of monumental inscriptions (Carleton et al., 2017) and emigration (*medium evidence, medium agreement*). Such findings reinforce research on contemporary societies that climate-induced farming shortfalls in regions dependent on agriculture may induce or exacerbate conflict, especially in interaction with unfavourable demographic, political, and socioeconomic factors (e.g. (Koubi, 2019))(*medium evidence, medium agreement*) (7.2.7.).

14.5.10.1.2 Security

Climate change poses risks to peace (16.5.2.3.8) that could affect North America (*medium confidence*). Military and security communities are adapting their planning, operations and infrastructure to current impacts of climate change in North America and globally (*medium agreement, medium evidence*). Arctic nations are renewing their military capacity and expanding their constabulary presence around their existing boundaries (Choi, 2020). There is increasing awareness that climate change causes weather patterns and extreme events that directly harm military installations and readiness through infrastructure damage, loss of utilities, and loss of operational capability (Duffy-Anderson et al., 2019). Transboundary disputes and competition over resources such as fish (Østhagen, 2020) are a concern in the changing Arctic and increases in military and constabulary operations are being observed (Jönsson et al., 2012; Smith et al., 2018; Eyzaguirre et al., 2021).

14.5.10.2 *Projected Risks*

14.5.10.2.1 *Violence and Crime*

Projections of future crime derived from the empirical relationships between temperature and crime in the US show the potential for increased criminality under RCP8.5 compared to RCP4.5 (*low confidence*). For RCP8.5, holding all socioeconomic conditions at 2015 levels, violent crime could increase 0.6–2.1% by mid-century and 1.9–4.5% by late-century (Houser et al., 2015). The rise in property crime is projected to be smaller as property crime flattens at higher temperatures (Hsiang et al., 2013). Using relationships between crime and monthly temperatures established for five US regions by Harp and Karnauskas (2018), Harp and Karnauskas (2020) project 18,800 additional violent crimes annually beyond 2014 levels by the end of the 21st century under 1.5°C warming, rising to 48,200 under 4°C warming. Aggregating data by states weighted by population density, (Mares and Moffett, 2019) project an average annual increase of 0.94% across seven categories of violent and property crime for each anomalous °C warming (an average annual increase of about 100,000 crimes). Changing socioeconomic conditions in the future may either reduce or exacerbate the projected contemporaneous relationship between temperature anomalies and crime (Agnew, 2011; Lynch et al., 2020b) whereas adaptation could weaken these relationships.

14.5.10.2.2 *Defense and Security*

Climate change will affect ecosystems (16.5.2.3), living standards (16.5.2.3.4), health (16.5.2.3.5), and food security (16.5.2.3.6) globally and these changes may exacerbate violence and political instability (*medium confidence*) with implications for national security in North America (*medium confidence*). Climate variability, hazards, and trends to date have played a role in exacerbating conflict, but the influence of climate appears to be minor and more uncertain than the roles of low socioeconomic development, low state capability and high intergroup inequality (Mach et al., 2019). More profound impacts from climate change on weather and seasons as well as changing socioeconomic conditions could lead to patterns of violence that cannot be predicted by projecting relationships between current climate and violence into the future (14.6.3) (Mach et al., 2019). If global levels of violence increase, there will be increased demand for international efforts, including disaster aid and humanitarian efforts (Eyzaguirre et al., 2021). Climate change and geopolitical goals interact in the Arctic (Smith et al., 2018). New transportation corridors and the potential access to natural resources could lead to competition for access to and control over the region (Estrada, 2021) (CCP6.2.6; Box CCP6.1; FAQ CCP6.2). Governance structures exist to manage geopolitical manoeuvring and to protect the human security of Arctic populations (14.5.10.3; 7.2.7.1).

14.5.10.3 *Adaptation Options*

14.5.10.3.1 *Violence and Crime*

Co-benefits from adaptation options include improving the liveability of and quality of life in cities, reducing socioeconomic vulnerability and exposure to locally higher temperatures (*medium confidence*). Urban settings in the US have disproportionately higher exposure to urban heat island effects in low-income and minority neighbourhoods in US cities (14.5.5.1). Co-benefits from adaptation responses in the urban landscape can reduce socioeconomic vulnerabilities and exposure to higher temperatures (14.5.5.3). Evaluation of adaptation efforts to reduce crime rates that have been associated with temperature are limited. In LA, a link has been inferred between violence and older buildings that may lack air conditioning (Heilmann et al., 2021). By contrast, access to air conditioning did not appear to lessen crime rates in Mexico (Baysan et al., 2019).

14.5.10.3.2 *Defence and Security*

Existing environmental and international agreements that consider climate risks can contribute to cooperation (*medium confidence*). Strengthening and empowering existing environmental and diplomatic avenues (e.g., the Arctic Council and international agreements such as the United Nations Convention on the Law of the Sea, and various subnational actors and agreements (CCP6.3.2)) to incorporate risks from climate impacts could enhance cooperative avenues for defusing conflict (Huebert et al., 2012). Improving the consideration of climate risks in efforts to expand economies and trade (Box 14.5), and improvements in peace-keeping (7.4.4) (Barnett, 2018) could also reduce future conflict risks.

14.6 Key Risks

Ten key risks from climate change were identified for North American based on definitions and assessment approaches outlined in Chapter 16, which were extended to include the development of a risk database and analysis that included expert evaluation of interactions between climate hazards and sectors (Figure 14.11, SM14.3).

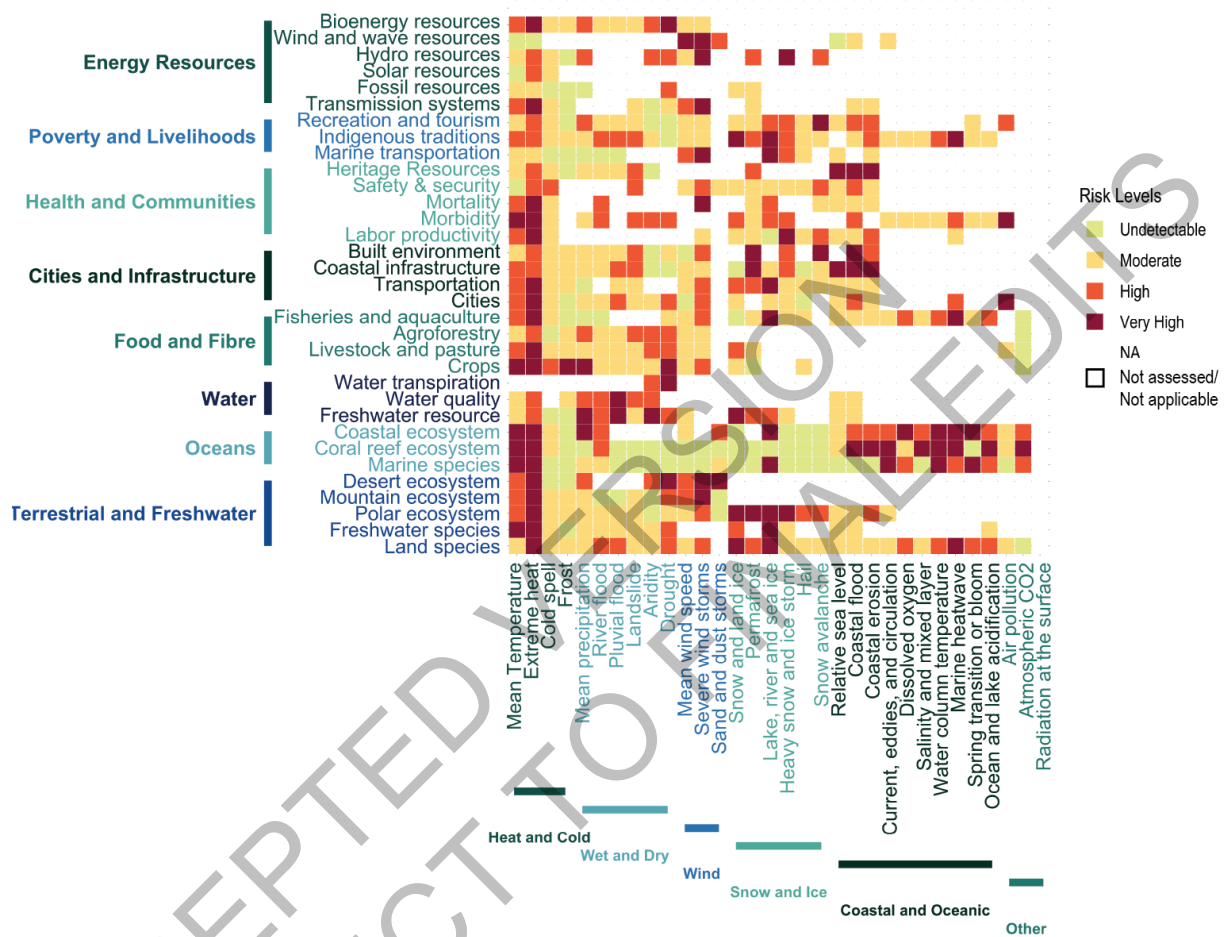


Figure 14.11: Rapid assessment of relative risk by sector (y axis) and climate hazard (x-axis) for North America based on an assessment of asset-specific vulnerability and exposure across climate hazards (see SM14.3 for methodological details). For each unique combination, the hazard by sector risk was ranked as very high (very high risk and *high confidence*), high (significant impacts and risk, *high to medium confidence*), medium (impacts are detectable and attributable to climate change, *medium confidence*), low or not detected (risk is low or not detectable). Blank cells are those where the assessment was not applicable or not conducted. Risks identified through the rapid assessment were further evaluated in the chapter assessments (see corresponding sector text for full assessment of risk and impacts).

14.6.1 Key Risks of Climate Change for North America

In North America, divergent perceptions regarding the attribution and implications of climate change pose a key risk to adaptation mainstreaming (KR1). This lack of adequate adaptation in turn amplifies threats to human life and safety from intensifying extreme events, fires, and storms (KR2). Climate change hazards pose risks to economic and social well-being (KR3), marine social-ecological systems (KR4), unique terrestrial ecosystems and their services (KR5), freshwater services (KR6), physical and mental health (KR7), food and nutritional security (KR8), and commerce and trade (KR9). Cumulatively, these risks interact to imperil the quality of life for North American communities, cities, and towns (KR10).

14.6.2 Key Risks across Sectors in North America

KR1: In the public and policy domains, divergent perceptions of anthropogenic climate change pose a risk of inaction on adaptation efforts to reduce exposure and socioeconomic vulnerability

Complex factors including individual beliefs, ideology, worldview, partisan identity, as well as societal context influence how the public, as well as professional groups, communities, and policy makers, perceive and understand climate change (14.3.3; 14.3.4) (*high confidence*). While there is expert scientific consensus on anthropogenic climate change, rhetoric, misinformation and politicization of science have contributed to misperceptions (*high confidence*), polarization on the severity of impacts and risks to society, indecision, and delayed action (14.3.1) (*high confidence*). In North America, this impedes adaptation efforts (14.3.4) and inflates climate risks (*high confidence*).

KR2: Risk to life, safety, and property from intensifying extreme events

Human life and safety across North America and especially along the coasts of Mexico, the Hawaiian Islands, Gulf of Mexico, Atlantic Canada and southeastern US will be placed at risk from SLR and severe storms and hurricanes, even at 1.5°C GWL (*very high confidence*) (14.5.2, 14.5.5, Box 14.4). Warming, heatwaves, and increases in wildfire activity in many regions of North America pose risks to air quality, health, lives, and property (Box 14.2). More extreme precipitation and flooding pose a risk to human morbidity, mortality, and safety in fluvial flood zones and areas downstream of levees, dams, and flood culverts. Increasing intensity of storm events poses a risk of landslides, erosion, and flooding in shoreline and urban communities, especially high bank areas along exposed coasts, in Arctic and temperate areas where winter sea ice has diminished, and in low-lying coastal areas where SLR and storm surge often overwhelm existing natural coastal features and engineered structures (14.5.5, Box 14.4).

KR3: Cumulative damages from climate hazards pose a substantial risk to economic well-being and shared prosperity

Climate change impacts are projected to cause large market and non-market damages (*high confidence*). By end-of-century under higher GWL scenarios (>4°C), these damages are expected to reach several tens of billions of dollars/annually in Canada and hundreds of billions/annually in the United States. Losses in labour productivity and wages, and damages to coastal properties will be especially large; however, all sectors in the US and most sectors in Canada are projected to see substantial relative damages on high emission pathways by mid to end-of-century compared to lower emission pathways. Economic sectors with hard limits to adaptation (i.e., winter tourism) or that are highly affected by climate variability (i.e., agriculture and fisheries) will be at more risk at lower temperatures than other economic sectors (14.5.7; 14.5.8). Strategic implementation of adaptation strategies coupled with lower emissions scenarios result in multi-billion-dollar reductions in economic damages (14.5.8, Box 14.6).

KR4: Risk of degradation of marine and coastal ecosystems, including loss of biodiversity, function, and related services with cascading effects for communities and livelihoods

Ocean warming will increase the frequency and intensity of marine heatwaves (MHWs, Box 14.3), accelerate unprecedented rates of sea ice loss, and alter ocean circulation, chemistry, and nutrient cycling in ways that profoundly impact marine productivity, biodiversity, and foodwebs (*very high confidence*) (Section 14.5.2). Collectively these impacts pose a risk to nearshore ecological and human systems (*high confidence*), increasing the probability of phenological mismatches, large-scale redistribution of species, and species population declines (14.5.4) with cascading impacts that strain cultural and economic systems reliant on marine productivity across North America (*high confidence*). Nearshore areas of Chesapeake Bay (US) and Akimiski Island, mid-western James Bay and the coasts in the Pacific ranging from of the Gulf of Alaska through Baja Peninsula have a high proportion of species near their upper thermal limit, and are areas of particularly climate change risk.

KR5: Risk to major terrestrial ecosystems leading to disruptions of species, ecosystems and their services

Major risks to terrestrial ecosystems across North America, such as semi-arid landscapes, rangelands, boreal and temperate forests, and Arctic tundra, include significant ecosystem transformations and shifts in species abundances and ranges and major vegetation types (e.g., transitions from forests to grasslands), with cascading implications for regional biodiversity (*very high confidence*). Warming increases the risk of permafrost thaw with propagating impacts on species and communities in the Canadian and US Arctic (*high confidence*; Ch. 6). Forest disturbances, including wildfire, drought, insects, and pathogens are expected to increase with warming, acting synergistically to raise the prevalence of tree mortality and ecosystem transformation (*medium confidence*; 14.5.1). These changes will reduce services provided by terrestrial ecosystems, including timber yields and carbon sequestration (*medium confidence*).

KR6: Risk to freshwater resources with consequences for ecosystems, reduced surface water availability for irrigated agriculture and other human uses.

Droughts and earlier snowmelt runoff will increase water scarcity during the summer peak water demand period especially in regions with extensive irrigated agriculture, leading to economic losses and increased pressures on groundwater as a substitute for diminished surface water supplies (*medium to high confidence*; 14.5.3). Streams in North America are expected to continue to warm, with important ramifications for aquatic ecosystems (*high confidence*), reducing habitat for salmon and trout species that are economically and culturally important (14.5.1). Warming and drying coupled with other stressors (e.g., pollutants, nutrients, and invasive species) pose a risk to ecosystem structure and function in lakes, streams and reservoirs across many parts of North America (*high confidence*) (14.5.1, 14.5.3). Warming, increases in heavy rainfall and nutrient loading pose risks for water quality and harmful algal blooms (*medium to high confidence*; 14.5.3).

KR7: Risk to human health and wellbeing, including mental health.

Heat-related human mortality is projected to increase in North America as a result of climate change and aging populations, poverty, chronic diseases and inadequate public health systems (*very high confidence*) (14.5.6.1). Gradual changes to temperature and precipitation are impacting urban ecosystems and creating ecosystem regime changes resulting in the poleward expansion among insects that bring risks related to vector-borne diseases such as West Nile virus and Lyme disease (*high confidence*) (14.5.6). Climate change is expected to lead to wide-ranging mental health challenges related to an increase in the psychological burdens of climate change (*high confidence*), particularly for individuals with existing mental health conditions, live in severely impacted areas, or who are reliant on climate for livelihoods and cultural wellbeing (e.g., Indigenous Peoples and farmers) (14.5.6.8).

KR8: Risk to food and nutritional security through changes in agriculture, livestock, hunting, fisheries, and aquaculture productivity and access

Cascading and interacting impacts of climate change threatens food systems and food and nutritional security for many North Americans, especially those already experiencing food and nutritional scarcity, women and children with high nutritional needs, and Indigenous Peoples reliant on subsistence resources (*high confidence*) (14.5.6). In agricultural regions experiencing aridification and where water scarcity precludes substantial expansion of irrigation, warming and extreme heat pose a risk to food and forage crop and livestock production (14.5.4) (*high confidence*). Ocean warming and marine heatwaves will continue to disrupt commercial capture fisheries through species redistribution and changes to yield (*high confidence*) and warming waters and OA will increasingly impact aquaculture production (*high confidence*) (14.5.4). Interactions between competing aspects of human security (e.g., food, energy, and water) will be exacerbated by climate change (*high confidence*) (Sections 14.5.3, 43).

KR9: Risks to major infrastructure supporting commerce and trade with implications for sustainable economic development, regional connections, and livelihoods

Climate change and extreme events are expected to increase risks to the North America economy via infrastructure damage and deterioration (*high confidence*), disruption to operations, unsafe conditions for workers (*medium confidence*), and interruptions to international and interregional supply chains (*medium confidence*) (14.5.8, Box 14.5). These climatic impacts will have cascading implications for local livelihoods,

sustainable economic development pathways, regional connectivity and will reinforce pre-existing social inequities (*medium confidence*). Infrastructure damage will also disrupt economic activities, including manufacturing, tourism, fisheries, natural resource extraction, and energy production (*high confidence*) (14.5.8).

KR10: Risk to the quality of life in North American communities, cities, and towns

In major North American cities and settlements, vulnerability to climate change has increased and is projected to continue to rise (*medium confidence*) (14.5.5). Concentrated populations with unequal adaptive capacities, exposure of valuable assets, ageing infrastructure, differing degrees of institutional capacity and effectiveness will underpin climate hazards (14.5.5). Coastal, riverine, and urban flooding displacing communities and coastal ecosystems (14.5.5.2) will become a dominant risk to urban centres (*high confidence*), will cause disruptions to transportation and trade infrastructure (14.5.8); large wildfires endangering lives, livelihoods, property and key infrastructure, and economic activities and contributing to compromised air quality and municipal water contamination (14.5.6, Box 14.2).

14.6.3 Cumulative risk, tipping points, thresholds and limits

Across North America, climate change poses a risk to social-ecological systems increasingly destabilized by compounding climate impacts and non-climate pressures (*high confidence*) (14.5.1-3) that erode the connectivity and redundancy underpinning system resilience (14.5.1-5) (Xiao et al., 2017a; Koven et al., 2020; Malhi et al., 2020; Turner et al., 2020). Accelerating climate change and increasingly severe hazards and shocks may induce abrupt changes or push systems, people, and species to critical points—i.e., tipping points, where a small additional change causes a disproportionately large response, triggering feedbacks that lock systems into novel regimes (Scheffer et al., 2001; Scheffer, 2010; Anderies et al., 2013; Lenton, 2013; Iglesias and Whitlock, 2020; Lenton, 2020a). Climate change tipping points can compound and amplify climate impacts and risk, induce disparate climate burdens and benefits across human and ecological systems, and irreversibly restructure ecosystems and livelihoods (e.g., species extinctions, fisheries collapse, community managed relocation) (Lynham et al., 2017). Examples of systems with potential tipping points in North America include permafrost and sea-ice loss triggering transformation of ecological and human systems (including substantial shipping opportunities) in the Arctic that are permanent and irreversible except on geological timescales, and which are potentially underway (*high agreement, low evidence*) (14.6.2, Box 14.3, CCP6), mid-latitude forest ecosystems at low to middle elevations in western North America where wildfire and cumulative climate and non-climate pressures may restructure forests and succession in ways that promote transition to new vegetation types (Section 14.5.1), and agricultural communities in northern Mexico and the SW United States where aridification and drought may interact with water resource policies, economic opportunities and pressures, and farm practices to induce either adaptation (via changes in irrigation practices), or farm abandonment, land-use transformation, and livelihood changes (due to heat stress, soil deterioration, or reduced economic viability) (14.5.3, 14.5.4, CCP 6) (Yumashev et al., 2019; Turner et al., 2020; Heinze et al., 2021).

Identification of critical thresholds, elements, and connections within a system may also help identify potential positive tipping points, i.e., focal components or processes in a system where a relatively small investment or intervention can induce a large benefit and enable self-reinforcing transformative adaptation (14.7, Ch 17) (Tàbara et al., 2018; Lenton, 2020b; Otto et al., 2020). Under low mitigation scenarios, compounding risks and higher carbon emission scenarios increase the potential that amplifying feedback loops and fatal synergies across sectors could lead to existential threats to the socio-ecological systems of North America (*medium confidence*). Societal collapse has been linked to shifts in climate regimes, especially when societies have lost resilience due to slowly mounting socio-ecological challenges; while other studies reveal that social continuity and flexibility enable historical climate resilience and prosperity under changing environments (Lenton et al., 2019; Otto et al., 2020; Degroot et al., 2021; Richards et al., 2021) (FAQ 14.2).

Accounting for tipping points, interactions, and reinforcing dynamics among ecological, social, and climate processes is necessary for comprehensive analyses of climate change risk, cost, and urgency, as well as effective adaptation design and implementation (14.7) (Cai et al., 2015; Steffen and et al., 2018; Lenton et al.; Narita et al., 2020; Dietz et al., 2021). Multiple lines of evidence across sectors assessed in this chapter suggest that after mid-century and without carbon mitigation, climate-driven changes to ecological and social

boundary conditions may rapidly push many systems into disequilibrium (*medium confidence*), emphasizing the importance of prioritizing adaptation actions with co-benefits for mitigation (14.5.4, Box 14.3). Reducing climate hazards through mitigation and removing catalysts of system instability through adaptation measures that increase system resilience (e.g., ecosystem restoration) will help reduce the risk that systems move across a tipping point from a desirable to an alternate or undesirable state (14.5.4, 14.7, Box 14.3) (Narita et al., 2020; Turner et al., 2020; Heinze et al., 2021).

[START FAQ 14.2 HERE]

FAQ 14.2: What can we learn from the North American past about adapting to climate change?

The archaeology and history of Indigenous Peoples and Euroamerican farmers show that climate variability can have severe impacts on livelihoods, food security, and personal safety. Traditional societies developed numerous methods to cope with variability, but have always expanded to the limits of what those adaptations permit. Current knowledge and technology can buffer societies from many negative effects of climate change already experienced but will be severely challenged by the novel conditions we are now creating.

People came into North America more than 15,000 years ago and have experienced both massive and minor shifts in climate ever since. At the end of the last very cold phase of the most recent Ice Age, about 11,500 years ago, temperatures rose extremely rapidly—as much as 10°C (18°F) in a decade in some regions. This undoubtedly contributed to the extinction of large mammals like mammoths and mastodons that people hunted alongside many other resources (see Cross-Chapter Box PALEO in Chapter 1). There were so few people on the land though, and other resources were so abundant, that the long-standing human means of coping with climate variability—switching foods and moving on—were sufficient.

Following the end of the Ice Age, populations across North America grew for the next few thousand years, at a rate that increased once people began to domesticate corn (maize), beans, and squash (the “Three Sisters”) as well as other crops. However, more people meant less mobility, and farmers are also more invested in their fields and remaining in place than foragers are to hunting grounds. Other means of coping with vulnerability to food shortage caused by climate variability included some continued hunting and gathering of wild resources, planting fields in multiple locations and with different crops, storage in good years, and exchange with neighbours and neighbouring groups.

According to archaeological evidence, however, these adaptation strategies were not always sufficient during times of climate-induced stress. Human remains showing the effects of malnutrition are fairly common, and conflict caused in part by climate-induced shortfalls in farming has left traces that include fortified sites, sites placed in defensible locations, and trauma to human bone. Larger and more hierarchical groups emerged, first in Mesoamerica and then in the US Southwest, Midwest, and Southeast. These groups offered the possibility of buffering poor production in one area with surplus from another, but they also tended to increase inequality within their borders and often attempted to expand at the expense of their neighbours, introducing new sources of potential conflict. Dense hierarchical societies also arose in other areas such as the Northwest coast where agriculture was not practiced but resources such as salmon and roots were abundant and either relatively constant or storable.

These societies were not immune to climate hazards despite their greater population and more formal organization. Archaeological evidence strongly suggests that drought, or growing conditions that were too hot or cold, contributed to the decline of groups ranging from Classic period Maya states in Mesoamerica, to the somewhat less hierarchical societies of Chaco in the US Southwest and Cahokia in the US Midwest (Figure FAQ14.2.1). The usual pattern seems to be that climatic variability compounded social and environmental problems that were already challenging these societies.

If societies in North America prior to the Euroamerican colonization were vulnerable to climate variability, surely the more recent and technologically advanced societies of North America were at lower risk? The 20th Century Dust Bowl created in the US and Canadian prairies suggests otherwise. Severe drought conditions throughout the 1930s—which to make matters worse peaked during the Great Depression—did not cause either the US or Canada to collapse. But both countries suffered massive economic losses, regional

1 loss of topsoil, and regional human strife (including loss of crops, income, and farms) leading to migration.
2 Yet anthropogenic global climate change was of little or no consequence in the 1930s. While farming
3 practices made climate stress worse, the climate variability itself was either completely, or mostly within the
4 envelope of historical climate variability that earlier human societies had experienced.
5

6 Indigenous Peoples and Euroamerican farmers and ranchers have a long history of mostly successful
7 adaptation to changing weather patterns. The wisdom held by Indigenous families and communities includes
8 deep knowledge of how plants, animals, and atmospheric conditions provide early-warning signals of
9 approaching weather shifts, and stories about how past communities have tried to cope with climate-related
10 resource shortfalls. Long-standing community-level management of resources also helps prevent shortfalls,
11 and institutions such as kin groups, church groups, clubs, and local governments (which exist in communities
12 of both Euroamericans and Indigenous Peoples, in different forms) can be powerful aids in ameliorating
13 shortfalls and resolving conflict.
14

15 Still, Indigenous knowledge, and traditional knowledge among Euroamerican farming communities, provide
16 guidelines for how to cope with *traditional* problems. Contemporary governmental restrictions (such as legal
17 water rights allocations, international borders and tribal lands boundaries) have limited the adaptive capacity
18 that Indigenous societies developed over the centuries. Now human-caused climate forcing, if not mitigated
19 by reducing heat-trapping greenhouse gases, is expected to produce climates in North America that have no
20 local analogs in human history even as it destroys heritage sites that are sources of knowledge about
21 paleoclimates and the diverse ways of coping with them that past people have discovered. Just as past
22 peoples often *avoided* local climate change by moving on, in a world where mobility options are severely
23 limited a lesson from archaeology and history is that we should use our hard-won knowledge of the causes of
24 climate change to avoid creating futures with no past analogs to provide useful guidance.
25
26



Figure FAQ 14.2.1: Examples of areas where past climate variability has contributed to crises. Climatic variability is mostly likely to lead to crisis when it is accompanied by social, demographic, and political conditions or environmental mismanagement that compound climatic impacts on societies.

[END FAQ 14.2 HERE]

[START FAQ 14.3 HERE]

FAQ 14.3: What impacts do changes in the North American Arctic have within and outside the region?

The North American Arctic is warming at nearly three times the global average, creating a cascading web of local, regional, and global impacts within and beyond polar regions. Changes in the Arctic not only effect global ocean circulation and climate regulation, but also facilitate new Arctic transportation routes and support transboundary resources with geopolitical, environmental, and cultural implications as conditions change.

Rapid warming and extreme temperatures in the Arctic is leading to unprecedented seasonal sea ice loss, permafrost thaw, and increasing ocean temperatures. Cascading from these biophysical changes are cultural, socio-economic and political consequences that are widespread and largely unprecedented in human history.

Changes in sea ice create safety hazards for Indigenous Peoples and northerners who rely on frozen seas and rivers for transportation between remote communities and to subsistence hunting areas. Thawing permafrost, especially that of ice rich permafrost, creates challenges and costs for a region with low population density and a small tax base to support major infrastructure investments. Warmer ocean temperatures induce large-scale distributional shifts and reduced productivity and access to the largest North America fisheries. Ice-associated marine mammals, such as Polar bears, seals, and walrus, have declined precipitously with decreasing sea ice in the Bering Sea, and widespread ecosystem changes from fish through birds and marine mammal species have altered the system with uncertain outcomes for these productive ice-driven ecosystems. Newly ice-free shipping routes are increasing regional and geopolitical tensions and may facilitate novel threats like the spread of invasive species and safety hazards to local hunters and fishers. The local and regional impacts of climate change in the North American Arctic are profound and span social, cultural, health, economic, and political imperatives.

Although the region is remote, changes in the Arctic impact the rest of the world. The Arctic serves as a regulator of global climate and other ecological processes through large-scale patterns related to air and ocean circulation. These vitally important processes are nearing points beyond which rapid and irreversible (on the scale of multiple human generations) changes are possible. The magnitude of cascading changes over the next two centuries includes regional warming and temperature extremes, permafrost declines, and sea ice loss beyond that experienced in human existence. This includes macro-scale risks related to sea level rise from the melting of glaciers and thermal expansion of oceans. Changes in the Arctic are more pronounced than elsewhere and portend climate change impacts in other areas of the globe.

Adaptation in the Arctic is underway and lessons learned on what works and what is effective and feasible to implement can provide global insights. Successful adaptation in the North American Arctic region has been attributed, in part, to the explicit and meaningful inclusion of Indigenous Knowledge and Indigenous self-determination, and diverse perspectives in decision making processes, strong local leadership, co-management approaches, technological investment in integrated climate modeling and projections, and multilateral cooperation.

[END FAQ 14.3 HERE]

14.7 Adaptation in North America

14.7.1 Overview of Observed Adaptation in North America

Climate adaptation efforts have increased across all North American regions and sectors (*high confidence*). Support for and implementation of adaptation policies, plans and measures have not been equal across the public and private sectors, regions or varying levels of governance (*high confidence*) (Table 14.7). To date, reactive (coping-based) and incremental adaptations have helped North Americans avoid greater damages from observed climate impacts (*medium confidence*). There is increasing agreement that worsening impacts and expanding risk conditions may exceed current adaptation capacities by mid-century under high emissions scenarios (RCP8.5) (*medium confidence*).

14.7.1.1 Individuals and Households

Across North America, individuals and households have taken action to reduce climate-influenced risks (*high confidence*). These autonomous adaptations comprise the majority of the observed responses in the peer-reviewed literature (Berrang-Ford and et al., Accepted). The increased use of cooling systems (which could be maladaptive unless there are innovations (14.5.5.3)) (Barreca et al., 2016), creating defensible space around homes in wildfire-prone areas (Box 14.2), and the modification or redesign of housing structures along coasts (Koerth et al., 2017) are important household responses to existing risks. Although these actions have played a role in reducing risks, the capacity to undertake such actions is not uniform across individuals in North America and has exacerbated existing social inequities, especially in coastal areas (Keenan et al., 2018; de Koning and Filatova, 2020). Additionally, these adaptation activities often are taken without consideration of the impact on mitigation efforts (Kates et al., 2012; Fedele et al., 2019; Shi and Moser, 2021).

14.7.1.2 Local and Sub-National Governments

A majority of local jurisdictions in North America have undertaken some level of adaptation; these efforts largely focused on planning and less on implementation (*high confidence*). Some sub-national governments, namely States and Provinces, have engaged in advanced adaptation planning efforts (*high confidence*). Indigenous Peoples in North America have undertaken substantial activities (14.4, Box 14.1).

Many cities across North America have undertaken adaptation planning (Hughes, 2015; Reich et al., 2016; Moser et al., 2017; Auditors General, 2018; McMillan et al., 2019) (14.5) with some financing adaptation implementation, for example, in the case of SLR (Box 14.4). Adaptation actions commonly implemented in cities include climate-informed building codes, enacting energy conservation measures, modifying zoning, and increasing green infrastructure (see 14.5.5.3; Box 14.7) (Binder et al., 2015; Maxwell et al., 2018a; Moss et al., 2019; Brown et al., 2021). The majority of cities have formed practitioner networks to share information (ICLEI Canada, 2016; Vogel et al., 2016; C40 Cities, 2018) and supporting learning and collaboration through regional collaborations that include utility managers and the private sector (Fünfgeld, 2015; Moser et al., 2017).

In Canada, the Map of Adaptation Actions Canada (<https://changingclimate.ca/case-studies/>) presents over 200 adaptation case studies addressing a variety of climate-related impacts (Warren and Lulham, 2021). The City of Saskatoon, in developing its Climate Action Plan (which includes a Corporate Climate Adaptation Strategy), engaged with local businesses, NGOs, residents and experts to identify potential risks (and benefits) requiring action (City of Saskatoon, 2019). Similarly, the City of Surrey specifically used community outreach programs to develop its Coastal Flood Adaptation Strategy (CFAS) through a value-based planning approach (City of Surrey, 2019). Municipal asset management, local services and community well-being were key considerations for the City of Selkirk, Manitoba when developing an adaptation strategy as well as ensuring a budgeting process that supports implementation (City of Selkirk, 2019). As of 2019, eight of thirteen Canadian provinces and territories have high-level climate adaptation strategies. The scope of these efforts vary by jurisdiction as a review conducted by federal and provincial auditors in Canada identified several deficiencies related to a lack of detailed implementation plans, obligated funding, and specific timelines (Auditors General, 2018).

Progress in Mexico on adaptation implementation at the local level has been extensive (INECC and Semarnat, 2018). Activities include executing programs for relocating infrastructure in high-risk zones in priority tourist sites, incorporating adaptation criteria in public investment projects that involve construction and infrastructure management, water management, application of climate adaptation norms for the construction of tourist buildings in coastal zones, and improving the security of key water, communication, and transportation infrastructure (14.5.5, 14.5.7, 14.5.8). Additionally, local capacity and protocol to respond to extreme weather events as a function of climate change have been integrated more regularly into community-based hazard mitigation plans. States and municipalities in Mexico must have climate policies that are consistent with the guidelines of national strategies (see 14.7.1.5) and state-level programs on climate change, in addition to other state and municipal laws. As a result, these entities have developed and implemented early warning systems designed to protect the population from climate-related risks, such as strong storms and hurricanes (INECC and Semarnat, 2018).

Implementation of adaptation initiatives and specific actions in US cities has increased in the approximately five years between the 3rd US National Climate Assessment (NCA3) (Melillo et al., 2014) and the 4th Assessment (NCA4), and adaptation responses have been observed widely (Lempert et al., 2018). ICLEI-USA provides numerous resources for adaptation planning and implementation for cities, Indigenous Peoples, and Regional Governments (<https://icleiusa.org/>). The Georgetown Center for Climate maintains a comprehensive resource for tracking adaptation progress for States (<https://www.georgetownclimate.org/adaptation/plans.html>). As of 2021, 18 US states have completed climate adaptation plans, and six states have plans underway as of the time of this report (Georgetown Climate Center, 2021). California, in particular, has adopted sustained climate assessment to allow for more rapid iterations on adaptation planning (Bedsworth et al., 2018; Miao, 2019). Across all US states, however, adaptation activities do not have readily accessible budgets, such that levels of funding cannot be assessed directly (Gilmore and St. Clair, 2018).

14.7.1.3 National/Multi-National Governance

The federal government of each North American country has developed policies and actions that promote climate adaptation (Figure 14.12). Recognizing the cultural, economic and social networks that span North America, the federal governments have also committed to engagement on adaptation and resilience across borders and through cooperation on domestic adaptation efforts (The White House, 2016). Each country also outlines their respective adaptation efforts through submissions under the UN Framework Convention on Climate Change (UNFCCC), including their Nationally Determined Contributions (NDCs) under the Paris Agreement. The federal governments also support adaptation efforts in other countries through international climate negotiations as well as related agreements, such as the Sendai Framework for Disaster Risk Reduction and efforts to support the achievement of the Sustainable Development Goals (SDGs).

Mexico's 2020 update to its first NDC communicated extensive adaptation efforts (Government of Mexico, 2020). The measures outlined in this document highlight the importance of co-benefits for adaptation efforts as they relate to the SDGs and to support mitigation commitments. Ecosystem- and nature-based solutions (Box 14.7) are the basis for much of the synergies between adaptation and mitigation efforts. These plans are supported by domestic legislation through the General Law on Climate Change, which includes the Climate Change Adaptation Process (CCAP). CCAP provides a holistic systems-approach for identifying instruments and institutional arrangements for adaptation implementation (Semarnat and INECC, 2015; INECC and Semarnat, 2018). This approach includes guidance for planning (e.g., the Climate Change Mid-Century Strategy, the Special Climate Change Program 2014–2018 (PECC)) and formalizes its adaptation commitments to the Paris Agreement.

In Canada, the Federal Adaptation Policy Framework (Government of Canada, 2011) guides domestic action to develop adaptation knowledge, build adaptive capacity, and mainstream adaptation into federal policy, in support of the Pan-Canadian Framework on Clean Growth and Climate Change (Government of Canada, 2016), which included specific adaptation measures and investments to build resilience. In August 2021, the government initiated a National Adaptation Strategy with development anticipated through 2022. Additionally, the government facilitates efforts and funds research, capacity building, and information sharing across sectors and amongst government departments (Government of Canada, 2021a). The Canadian Centre for Climate Services provides access to climate data, tools, and information (<https://www.canada.ca/en/environment-climate-change/services/climate-change/canadian-centre-climate-services.html>). In Canada's revised NDC, near-term commitments to protecting land and oceans and efforts related to sustainable and resilient energy systems are highlighted as examples of co-benefits between climate change adaptation and mitigation (Government of Canada, 2021b).

The US has experienced substantial revisions to its climate policy and its international engagement since AR5 with implications still unclear (Bomberg, 2021). Since AR5 and until early 2020, many congressionally mandated federal efforts (Beavers et al., 2016; Parris et al., 2016; Rockman et al., 2016; Caffrey and Hoffman, 2018) faced programmatic challenges, but most continued to provide research and capacity development to support adaptation implementation across the US. Importantly, the US government sustained the national climate assessments (Lempert et al., 2018). Recently, the administration has re-engaged with the Paris Agreement and the US has submitted an NDC (Government of the United State of America, 2021); however, adaptation was not directly addressed. Subsequent Executive orders mandate adaptation planning at the federal level (e.g., USEO 13754; USEO 14008). As of the time of this report, the US climate policy landscape is rapidly evolving, including major legislative initiatives (e.g., Green New Deal (Boyle et al., 2021)).

14.7.1.4 Private Sector, Including Companies, NGOs, Professional Organisations, Academic Institutions, and Communities of Practice

The private sector comprises a diverse set of actors who influence, interact with and support adaptation efforts, generally through shared governance with the public sector. The weight of evidence points to the benefits of these collaborations and the importance of voluntary code-making and self-regulation (17.4.2.1.6). In North America, non-governmental organisations (NGO) and professional organisations have been important agents of change in the adaptation field (Bennett and Grannis, 2017; Stults and Meerow,

2017). Efforts included supporting community-based resilience efforts, network-building, web-based guidance and resources, case studies, workshops and other services to support adaptation action (e.g., vulnerability assessments, scenario-based planning).

Market and financial mechanisms have provided important buffering capacity against climate shocks in North America. Insurance products are being developed to meet emerging climate risks, especially related to availability and pricing of flood insurance in Canada (Thistlethwaite, 2017; Davies, 2020) and the United States (Kousky et al., 2021). Some existing US flood insurance products provided through joint public and private arrangements has led to rebuilding in flood-prone locations (Zellmer and Klein, 2016). The price of these products may limit their uptake in low income neighbourhoods (Cannon et al., 2020).

Professional organisations have participated in the development and adoption of measures to integrate climate resilience into the built environment. This includes new designs, guidelines, codes, standards, and specifications, in addition to infrastructure inventories that incorporate evaluation of vulnerabilities and identification of priority at-risk areas (Amec Foster Wheeler Environment and Infrastructure, 2017; ASCE, 2018a). These efforts are supported by provincial/state and federal initiatives (e.g., Canada's Climate Lens (Infrastructure Canada, 2018), and California's Climate-Safe Infrastructure Working Group (Climate-Safe Infrastructure Working Group, 2018)). Infrastructure Canada has undertaken Canada-wide initiatives to improve infrastructure resilience to climate change (<https://www.infrastructure.gc.ca/plan/erbcpi-irccipb-eng.html>). The Standards Council of Canada (SCC) established the Northern Infrastructure Standardization Initiative (NISI) (<https://www.scc.ca/en/nisi>) engaging stakeholders including Indigenous Peoples to develop standards specific for addressing climate change impacts on northern infrastructure design, planning and management, and community development (Standards Council of Canada, 2020).

Professional organisations in the US (e.g., National Medical Association, American Institute of Architects, Association of Metropolitan Water Agencies, Water Utility Climate Alliance, American Society of Adaptation Professionals, etc.) have engaged with their members particularly through training about urban adaptation (Stults and Meerow, 2017). The private sector and citizens (Klein et al., 2018) have been involved in the management of increasing flood risk, such as the adoption of property-level flood protection (Thistlethwaite and Henstra, 2018; Valois et al., 2019), implementing FireSmart Canada and Firewise USA guidance (Box 14.2). In Canada, Engineers Canada developed the PIEVC Protocol to provide guidance for professionals in engineering and geoscience (<https://www.pievc.ca/>).

Research-based institutions have accelerated the development of web-based tools for visualizing and exploring climate information, in addition to furthering the scholarship on adaptation. In the US, joint university, foundation, and government programs have contributed to advancing the field with products such as oceanographic and fishery climate forecasting tools (14.5.2), in addition to methods for evaluating water resource plans under uncertainty about future mean and extreme conditions (ASCE, 2018a; Ray et al., 2020). Some regional research centres focus on stakeholder engagement in addition to research; these include the National and Regional Climate Adaptation Science Center Network of the US Geological Survey (<https://www.usgs.gov/ecosystems/climate-adaptation-science-centers>), the US Department of Agriculture's Climate Hub Network (<https://www.climatehubs.usda.gov/>), and the Climate Program Office of NOAA (<https://cpo.noaa.gov/>) includes the Regional Integrated Science Assessment Network (<https://cpo.noaa.gov/Meet-the-Divisions/Climate-and-Societal-Interactions/RISA/About-RISA>) to support delivery of climate services. So-called "networks of networks," consisting of NGOs, state and city government programs, have provided an alternative to federal support. For example, the Science for Adaptation Network (SCAN) formed subsequent to dismantling the Federal Advisory group to the US National Climate Assessment (Moss et al., 2019).

14.7.2 The Solution Space

14.7.2.1 Incremental Adaptation, Barriers and Limits

Adaptation actions to moderate the effects of climate impacts are well-documented in North America and have buffered much of the past and currently observed climate impacts (e.g. Lempert et al., 2018; Lemmen et al., 2021). While it is challenging to catalogue adaptation activities as many are not published or are not necessarily undertaken with climate adaptation as the primary rationale (1.3.2.2), most of the activities identified by sector

in this Chapter have been primarily incremental adaptation measures (*medium evidence, high agreement*). Many actions are extensions of existing practices for managing climate variability and there is broad agreement that worsening future conditions will exceed the capacity of many of these efforts (Kates et al.; Termeer et al., 2017; Fazey et al., 2018; Fedele et al.; Shi and Moser, 2021).

Progress in adaptation planning and implementation between regions in North America is uneven (Bierbaum et al., 2013; Moser et al., 2017; Auditors General, 2018; INECC and Semarnat, 2018; Shi and Moser, 2021) (Table 14.6, Box 14.7). At the local level (cities) in the US, commitment of elected officials, financial resources and awareness of climate change hazards and risks have been identified as driving the variation in climate adaptation (Shi et al., 2015). Adaptation programs have come under budgetary and political pressures that limit continuity of efforts (Moss et al., 2019). Implementation of adaptation has also faced challenges due to institutional arrangements, constraints, and gaps that prevent different levels of government, social organizations and academia to act in an integrated and timely way to consider biodiversity, agriculture and water systems (i.e., Box 14.7) (Bourne et al., 2016; Nalau et al., 2018).

Table 14.6: Adaptation trends and progress across sectors. Adaptation progress consists of assessment (A), planning (P), implementation of strategies (I), and evaluation of efficacy (E). L=low, M=moderate, H=high.

Sector	Strategies	Cases	Adaptation progress				Limits	
			A	P	I	E	Soft	Hard
Terrestrial Eco-Systems (14.5.1.1)	Broad use of tools such as scenario planning, structured decision making, and adaptation planning frameworks	Planning for climate refugia in the Sierra Nevada of California, USA (Morelli et al., 2016)	H	H	L-M	L	Management agency internal policies may prevent the flexibility required for implementation of adaptation strategies	Some species may face local extirpation or even extinction if adaptive capacity is overwhelmed
Oceans (14.5.2)	Proactive and rapid management approaches to minimize impacts of increasingly frequent entanglements of protected species, caused by climate-driven changes in prey and fishery activities	Dynamic closure areas to reduce loggerhead turtle bycatch in Hawaiian shallow-set longline fisheries (Howell et al., 2015; Lewison et al., 2015), blue whale ship-strike risk in near-real time (Hazen et al., 2017; Abrahms et al., 2019a), and bycatch of multiple top predator species in a West Coast drift gillnet fishery (Hazen et al., 2018).	H	H	M	M	Lack of coordination and planning at multiple scales as species redistribute across fishery areas, marine protected zones, and international and jurisdictional boundaries	Marine species mortality events
Freshwater Resources (14.5.3)	Forecasting and warning of harmful algal blooms (HABs) that affect water quality	Reduced human exposure to the increased risk of toxins from HABs in the Great Lakes	M	L-M	L-M	L-M	Financial resources required to enhance water treatment facilities to deal with HABs; technological innovation to improve treatment and removal of HABs; closure of recreational water use	Severe human health effects; mortality of aquatic species

Water Availability (14.5.3)	Water allocation policies reassessed to enhance equity, sustainability and flexibility in times of shortage through sharing agreements, improved groundwater regulation and voluntary water transfers	US Colorado River interstate shortage sharing agreement	H	H	M	L-M	Complex legal and administrative challenges, heightening lengthy disputes and costly interstate legal battles	Depletion of finite groundwater resources and reduced flow in hydrologically connected rivers
Food & Fibre (14.5.4)	Improved climate resilience through increasing income and harvest/crop portfolio diversification	Fishing communities in the US-SW and US-NE through nature-based aquaculture solutions (Messier et al., 2019; Rogers et al., 2019; Young et al., 2019; Fisher et al., 2021)	H	H	M-H	M	Lack of high resolution and locally tailored climate change information	Collapse of fisheries and loss of crops due to excessive warming and extreme events
Cities & Infrastructure (14.5.5)	Consideration of the value of green infrastructure and natural assets to meet a range of adaptation needs related to flooding, extreme urban heat, SLR, drought	Municipal Natural Assets Initiative (MNAI) assists Canadian municipalities to integrate natural assets in financial planning and asset management programs and consider projected climate changes (Municipal Natural Assets Initiative, 2018)	H	H	M	L-M	Organizations' willingness to take on solutions that are emergent and less tested; capacity for municipalities to undertake the development and assessment this new infrastructure	Rate and magnitude of climate changes exceed capacity of natural/green infrastructure to cope
Health & Communities (14.5.5, 14.5.6)	Access to green spaces, cooler infrastructure, and cooling stations	The heatwave plan for Montreal includes visits to vulnerable populations, cooling shelters, monitoring of heat-related illness, and extended hours for public pools (Lesnikowski et al., 2017)	H	H	L-M	L-M	Lack of effective warning and response systems, ability to reach at-risk populations, building designs, enhanced pollution controls, urban planning strategies, and affordable, resilient health infrastructure	Extreme increase heat-related mortality and morbidity
Tourism & recreation (14.5.7)	Diversification of winter-focused recreation and tourism opportunities	Investments in climate-resilient infrastructure within Canadian National Parks have increased visitation rates during the shoulder seasons (Fisichelli et al., 2015; Lemieux et al., 2017; Wilkins et al., 2018)	H	H	M	L	Social inequalities generated by the tourism development process not considered, such as increased property taxes leading to the marginalization of local residents in favour of wealthy tourists	Lack of precipitation that falls as snow particularly in lower elevation areas
Commerce & transportation (14.5.8)	Improved engineering and technological	For roads, changing pavement mixes to be more tolerant to	H	H	M	L	Lack of financial resources to build climate-resilient	Extreme events may cause

solutions, in addition to innovative policy, planning, management, and maintenance approaches enhance climate resilience for transportation & related commerce	heat or frost heaving, expanding drainage capacity, reducing flood risks, enhancing travel advisories and alerts, elevating or relocating new infrastructure where feasible and changing infrastructure design requirements (Natural Resources Conservation Service, 2008; EPA, 2017; Pendakur, 2017).	infrastructure, particularly in marginalized communities	significant and irreversible impacts on the transportation sector with major implications for supply-chains and global trade
--	--	--	--

Adaptive capacity in the face of climate risks and impacts has not been equal across North American communities (Sarkodie and Strezov, 2019). Lack of representation, health inequities, and economic constraints adversely affect the capacity to respond to change and further exacerbate marginalization. For example, within many water basins in Canada and the US, planning processes are often hampered by conflicting interests, asymmetric information and differential power (ICLEI Canada, 2016; Nordgren et al., 2016; Woodruff and Stults, 2016).

The absence of evidence about the current effectiveness of proposed adaptation actions to guide future actions and investments presents a serious risk to North America, especially at higher global warming levels (GWLs) (*medium confidence*). Evaluating the limits to adaptation and the effectiveness of adaptation actions is hindered by a lack of monitoring and evaluation (Auditors General, 2018; Dilling et al., 2019; Berrang-Ford and et al., Accepted). Incremental, passive adaptations are often characterized by *soft limits* due to differing access to resources and by perceptions and tolerance of risk (Moser, 2010; Dow et al., 2013). At current warming levels, socio-ecological systems have been reaching limits to adaptation in regions with high exposure and high sensitivity (*medium confidence*). However, the implications for adaptation are unclear as soft adaptation limits are mutable and change with evolving knowledge, values, interests, and perspectives involved in decision making (Adger et al., 2009; Moser et al., 2017). *Hard* limits have been identified for some natural systems, such as species extinctions (14.5.1.3, Table 14.2, 14.5.2.1).

Adaptation actions in one place or sector can have adverse side effects elsewhere (*medium confidence*). For example, increased use of groundwater for irrigation in response to aridification can reduce baseflows into rivers with adverse impacts on stream ecology and water availability for communities far downstream (14.5.3). Additionally, across multiple sectors in North America, adaptation actions have tended to be sector-specific rather than integrating across systems (Gao and Bryan, 2017; Fulton et al., 2019), despite the increasing awareness of cascading impacts and interdependencies (Zimmerman and Faris, 2010; C40 Cities and AECOM, 2017) and risks from possible ecological and social thresholds that have been identified under higher GWL (14.6.3). For example, the water, energy and food nexus in North America has highlighted that food, water, and energy security depend on transportation infrastructure (Romero-Lankao et al., 2018) (14.5.8.1.2).

14.7.2.2 Adaptation Through Participatory and Robust Decision-Making, Indicators and Sustained Assessments

In response to some of the challenges presented in 14.7.2.1, substantial progress has been made in the North American context on the development of climate services, indicators, sustained assessments, and participatory and stakeholder-driven robust decision-making (*medium confidence*) (Fazey et al.; Fedele et al., 2019; Moss et al., 2019; Boon et al., 2021; Werners et al., 2021).

Decision-making related to adaptation policies, plans and projects has become more formalized, emphasizing participatory governance and co-production of knowledge. Canada has improved capacity with its Canadian Expert Panel on Climate Change Adaptation and Resilience Results (EPCCARR) and the recent National Adaptation Plan (14.7.1.5), with the development of a series of indicators to measure progress on adaptation (EPCCAR, 2018; Government of Canada, 2021a). In the US, indicators have been developed to communicate climate risks and guide adaptation efforts from Federal (Kenney et al., 2020) to more regional initiatives (Kenney and Gerst, 2021). These climate indicators have been used to support user-driven assessments and to articulate adaptation goals (Moss et al., 2019; Kenney et al., 2020). However, these frameworks have not sufficiently incorporated monitoring and evaluation into adaptation plans (Lempert et al., 2018; Kenney et al., 2020). Tools and services to facilitate risk assessment and action planning have been made available through federal government climate service efforts and guidance for their use has been developed (Vano et al., 2018). However, these products have been characterized as insufficiently developed to allow all adaptation practitioners to use these services (Meerow and Mitchell, 2017).

Throughout North America, co-development (or co-production) of adaptation efforts among stakeholders who share common climate vulnerabilities or risk levels (e.g., individuals, groups, communities, businesses or institutions) has been a core attribute of adaptation planning (Mees et al., 2016) and ranges across many sectors (e.g., Box 14.1, 14.5.2.2, 14.5.3.3, 14.5.4.3). Participatory efforts and robust decision-making have also been observed; some integrated watershed planning processes have high degrees of sustained stakeholder involvement (14.5.3.3) (FAQ 14.4; (Harris-Lovett et al., 2015; Cantù, 2016)).

14.7.2.3 Transformational Adaptation and Climate Resilience

Climate change and its projected impacts pose a substantial risk to North America as a region as well as to sectors, communities, and individuals (14.6.2). Incorporating different values and knowledge systems, consideration of equity and justice as core objectives, and addressing underlying vulnerabilities are principles that can guide transformational adaptation and resilience (*medium confidence*).

Approaches that advance adaptation within the existing contexts (finances, institutions, processes) have been increasingly promoted by governments to mainstream climate risk into all considerations (Rosenzweig and Solecki, 2014; Van der Brugge and Roosjen, 2015; Boon et al.; Shi and Moser, 2021). Policies and programs that build upon existing approaches that have inherent climate resilience including Indigenous knowledge-based land and resource management (14.5.4), co-management of agriculture and freshwater resources (Section 14.5.3), nature-based solutions (Box 14.7), links between health and equity, and ecosystem-based management (Section 14.5.2, 14.5.3, 14.5.4) have advanced sustainable and equitable climate resilience. Implementing the recommendations in the ASCE committee's report on adaptation to a changing climate (2018a) and Canada's Infrastructure and Buildings Working Group report has been identified as an opportunity to improve social equity by ensuring the resilience of infrastructure and the services it provides, through adoption of standards and good asset management practices (Amec Foster Wheeler Environment and Infrastructure, 2017; ASCE, 2018a).

Long-term policy signals to incentivize ongoing, scalable adaptation action that is coordinated with mitigation efforts will increase actions and avoid potential maladaptive investment (Moser, 2018; Shi & Moser 2021). Using SDG goals and the NDCs as a framework for inclusive and coordinated partnership and vertical integration across sub-national, national and regional planning can promote climate resilient development (CRD) (18.1.3). Coordination of policies and responses have been identified as supporting longer-term, transformational adaptation and minimizing risk (Termeer et al., 2017; Fazey et al., 2018). New approaches for enabling and incentivizing transformative adaptation in North America are rapidly emerging (Colloff et al. 2017, Fedel et al. 2019, Werners et al. 2021). Evaluation of the feasibility of evolving adaptation strategies is only in the early stages, but recent work has provided the foundation for assessing these considerations (Chapter 16, Table 14.7).

Table 14.7: Simplified example for transitioning from incremental to transformative adaptation approaches to support future climate-resilient sustainable development. Modified from IPCC SR1.5 adaptation feasibility assessment for Land

and Ecosystem Transitions (IPCC, 2018). Feasibility Dimensions (can be barriers and/or enablers): Economic (EC), Technological (TEC), Institutional (INST), Socio-cultural (SOC), Environmental/Ecological (ENV), Geophysical (GEO) (Chapter 16).

		Adaptation Approaches			Mitigation	Feasibility Dimensions	
<u>Hazard</u>	<u>Response</u>	<u>Incremental</u>	<u>Transformational</u>	<u>Evidence/ Agreement</u>	<u>Co-benefits</u>	<u>Barriers</u>	<u>Enablers</u>
Extreme storms causing severe flooding and erosion	Integrated Ecosystem and Watershed management	Restoration of stream corridors to incorporate environmental flows; continuing to build hardened surfaces and stream diversions in urban areas to accommodate infrequent yet extreme storm events	Restoration of streambanks and beds to stabilize and slow flows; use drought-tolerant plantings and shade trees to reduce evaporation rates; incorporate impervious surfaces in urban settings in combination with designating wide buffer area within floodplains to accommodate increased frequency of extreme events; integrate equity & justice considerations	<i>Medium</i>	Conservation of soil and increased opportunity for carbon sequestration	Sectors working in silos, inadequate financing, inability to identify shared goals (EC, INST, SOC, GEO)	Develop coordinated suite of adaptation efforts, co-produced among stakeholders and across sectors (INST, SOC, ENV)

Differing values, perspectives, interests, and needs of relevant actors (Dittrich et al., 2016) through participatory processes, such as co-production of knowledge (Meadow et al., 2015; Wall et al., 2017), have been incorporated through the Resilience Dialogues (<http://www.resiliencedialogues.org/>), and the development of guidance on climate scenarios (Chaumont, 2014). Framing of adaptation goals strongly determines beneficiaries of resultant policies and underscores the importance of a plurality of perspectives in adaptation governance (Cochran et al., 2013; Plummer, 2013; Allison and Bassett, 2015; Raymond-Yakoubian and Daniel, 2018). Sustained engagement through iterative knowledge development, learning, and negotiation has been identified as core for addressing climate risks (Kates et al.; Seijger et al., 2014). Interdisciplinary and inclusive adaptation programs that embrace and plan for conflict and resolution, and address inequalities have been part of broadening the opportunities for engagement (Cantú, 2016; Termeer et al., 2017; Parlee and Wiber, 2018; Sterner et al., 2019; Haasnoot et al., 2020).

Equity and justice in climate adaptation have been identified as providing a foundation for resilience in natural, social, and built systems (Cochran et al., 2013; Reckien et al., 2017; Schell et al., 2020). This approach recognizes that social vulnerability undermines efforts to increase adaptive capacity and that adaptation may also entrench existing social inequities, such as marginalization of communities of colour, gender discrimination, legacy effects of colonisation, and gentrification of coastal communities (Schell et al., 2020; Thomas, 2020). Thus, identifying systemic racism and effects colonialism within and across institutions has also been identified as part of achieving more just and equitable adaptation (Shi & Moser 2021). Acknowledgment and incorporation of Indigenous knowledge in adaptation planning and implementation also recognizes Indigenous sovereignty issues and the importance of the equitable role of Indigenous self-determination in governance and planning (Raymond-Yakoubian and Daniel, 2018) (Box 14.1; 14.4).

Strategies have been emerging to facilitate progress by including specific guidance on tools for financing and funding climate change adaptation infrastructure (Berry and Danielson, 2015; Chen et al., 2016; Zerbe, 2019). This includes facilitating transitions between incremental and transformational efforts to facilitate CRD (Chapter 18, the Five Transitions) (Fig. 14.12).

The extent to which resilient infrastructure contributes to social justice and equity has also been taken into consideration (Climate-Safe Infrastructure Working Group, 2018; Doorn, 2019). Proactive actions focused on small towns and rural areas—including the interdependencies between cities and surrounding areas—increases the potential that small and medium cities can build adaptive capacity at a pace that is commensurate with present and future risks (Moss et al., 2019; Vodden and Cunsolo, 2021). This coordination also creates greater opportunity for translation of knowledge into practice and assessing knowledge in the context that it is to be applied to improve decision-making across scales (Enquist et al., 2017; Moss et al., 2019).



Figure 14.12: Conceptual diagram of the key elements for expanding the adaptation solution space and implementing climate-resilient development (Chapter 18). Figure adapted from Shi & Moser (2021).

[START BOX 14.7 HERE]

Box 14.7: Nature-based Solutions to Support Adaptation to Climate Change

Nature-based Solutions (NbS) are “actions to protect, sustainably manage, and restore natural or modified ecosystems, that address societal challenges effectively and adaptively, simultaneously providing human well-being and biodiversity benefits” (IUCN, 2016). NbS in the context of climate change, or Nature-based Adaptation (NbA; Box 1.3), can jointly address multiple social-ecological issues related to climate change hazards, impacts, adaptation and mitigation (Figure Box14.7.1, Cross-Chapter Box NATURAL in Chapter 2). Successful NbA draws from existing adaptation approaches (Borsje et al., 2011; Temmerman et al., 2013; Law et al., 2018; Reguero et al., 2018; Buotte et al., 2019) and is applied across ecological and human systems (Table Box 14.7.1; Figure Box14.7.1; *high confidence*).

Through a capacity to evolve to keep pace with climate change, these approaches can impart self-sustaining and cost-efficient long-term protection in addition to serving as biodiverse, carbon sinks (Scyphers et al., 2011; Cheong et al., 2013; Temmerman et al., 2013; Rodriguez et al., 2014; Herr and Landis, 2016; Sasmito et al., 2016; Reguero et al., 2018). NbA is generally less expensive and strengthens over time, as compared with built infrastructure which erodes with time (*medium confidence*) (Narayan et al., 2016; Smith et al.,

2017; Sutton-Grier et al., 2018). Analysis of the impacts of Hurricane Sandy determined that communities located behind wetlands experienced 20% less damage (Narayan et al., 2016). Coral reefs are providing \$544M per year (Beck et al., 2018a) and mangroves \$22USDB in property protection for coastal communities in the US and Mexico (Beck et al., 2018b). By 2030, flooding from changes in storms, SLR (based on RCP8.5) and increases in built infrastructure in the US Gulf Coast may result in net economic losses of up to US\$176 billion, of which US\$50 billion could be avoided through implementation of nature-based measures including wetland and oyster reef restoration and other green infrastructure (Box 14.4, 14.5.2) (EPA, 2015b; Reguero et al., 2018).

Innovative approaches in Canada (Borsje et al., 2011; Spalding et al., 2014; Soto-Navarro et al., 2020) and the US (Law et al., 2018; Buotte et al., 2019; Soto-Navarro et al., 2020) have led to social and environmental co-benefits and could address both future climate risk and long-standing social injustices (Hobbie and Grimm, 2020; Schell et al., 2020; Cousins, 2021). Effective NbA requires a well-coordinated suite of adaptation efforts (e.g., assessment, planning, funding, implementation, and evaluation) that is co-produced among stakeholders and across sectors (*high confidence*) (Millar and Stephenson, 2015; Kabisch et al., 2016; Dilling et al., 2019; Morecroft et al., 2019; Lavorel et al., 2020). Evaluating the efficacy of NbA may become more tractable with more uniform guidelines for implementation (Scarano, 2017; Malhi et al., 2020; Seddon et al., 2020), and coordination in scaling-up local-level NbA measures is likely to facilitate long-term success (Gao and Bryan, 2017).

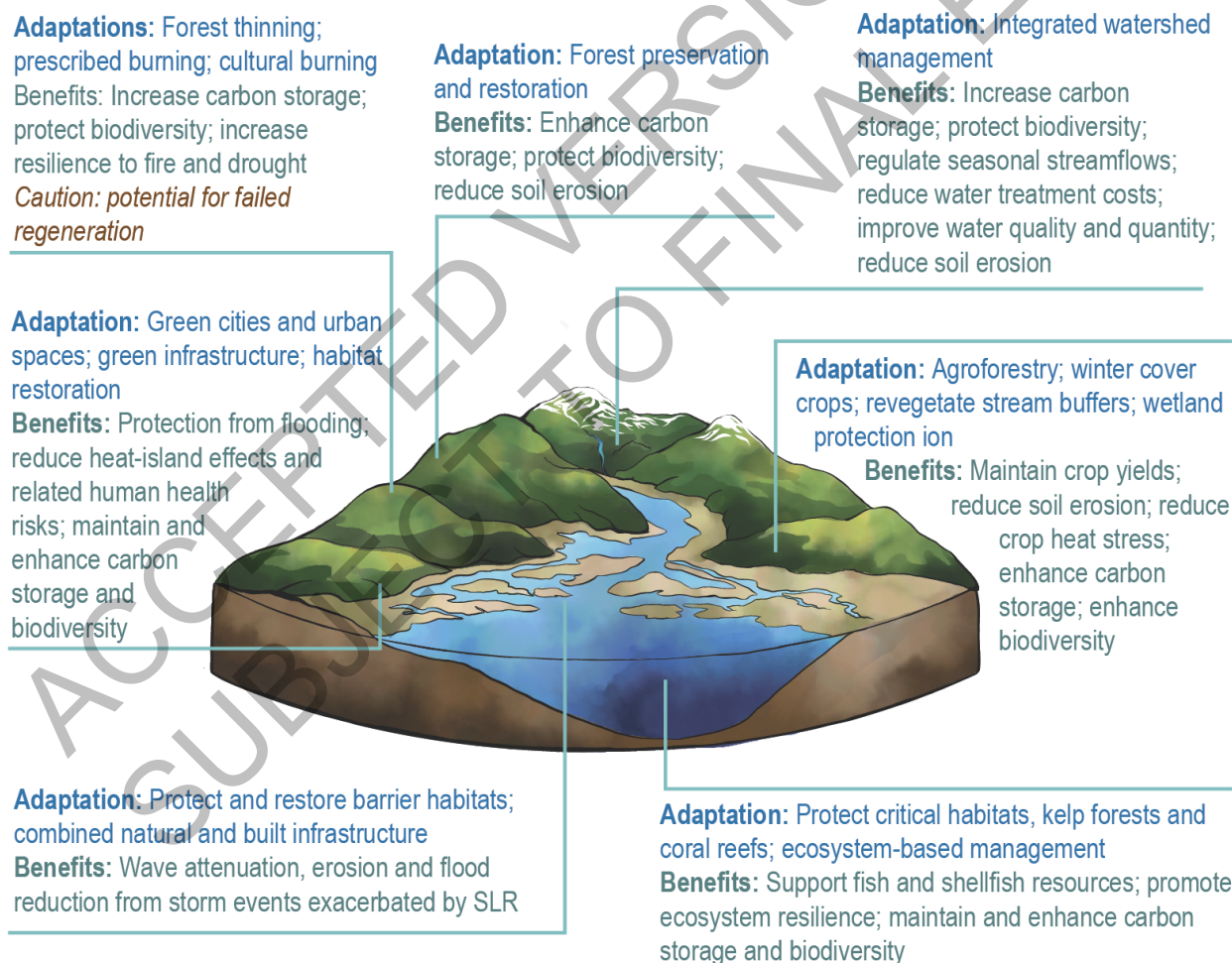


Figure Box14.7.1: Climate hazards protection services provided by nature-based solutions.

Table Box 14.7.1: Nature-based adaptation in North America.

Sector	NbS Actions	Benefits	References
--------	-------------	----------	------------

Coasts	Conservation and restoration of barrier habitats, salt marshes, mangroves, coral and oyster reefs, sand dunes, and river deltas; combined natural and built infrastructure, e.g., oyster reef in front of breakwall	Wave attenuation; erosion and flood reduction from storm events exacerbated by SLR; novel, created habitats, connectivity; recreation, quality of life	(Borsje et al., 2011; Scyphers et al., 2011; Cheong et al., 2013; Pinsky et al., 2013a; Temmerman et al., 2013; Ferrario et al., 2014; Möller et al., 2014; Rodriguez et al., 2014; Spalding et al., 2014; Yates et al.; EPA, 2015b; Grenier et al., 2015; Brandon et al., 2016; Herr and Landis, 2016; Narayan et al., 2016; Sasmito et al., 2016; Ward et al., 2016; Aerts et al., 2018; Beck et al., 2018a; Morris et al., 2018b; Moudrak et al.; Reguero et al., 2018; Sutton-Grier et al., 2018)
	Watershed approaches such as protecting and restoring forests and wetlands in coastal watersheds, adopting stream buffers in agricultural areas (see agriculture below)	Create a less flashy/variable hydrology; reduce sediment, nutrient, hazardous chemical input to coastal waters and reduce eutrophication and other water quality impairments, notably in deep waters where fish seek refuge from rising sea surface temperatures	(Deutsch et al., 2015b) Boesch 2019, CENR 2010
Aquaculture	Controlled culture of fish, bivalves, corals and other marine species	Enhance, restore and reduce pressure on wild species and ecosystems; Restore threatened species such as coral reef species. Store carbon.	(Froehlich et al., 2017; Reid et al., 2019; Theuerkauf et al., 2019)
Agriculture	Re-vegetate stream buffer zones; plant winter cover crops; wetland protection and restoration; agroforestry	Self-sustaining and cost-efficient long-term protection from soil erosion; maintain and enhance crop yields; enhance carbon sinks; enhance biodiversity; reduce nutrient input to coasts	(CENR, 2010; Boesch; Seddon et al., 2020)
Urban Areas	Replace impervious surfaces with permeable pavement, green space, parks, wetlands and green infrastructure, e.g., stormwater ponds, bioswales, rain gardens, green roofs; community gardens, urban forests; restore natural habitats;	Reduce urban heat-island effects, air pollution; self-sustaining and cost-efficient long-term protection from flooding, erosion, SLR; enhance carbon sequestration biodiversity, habitat and connectivity; improved quality of life, human health benefits	(Hobbie and Grimm, 2020; Brown et al., 2021)

Terrestrial	Forest conservation based on productivity and vulnerability to drought and fire; longer harvest rotations	Increase carbon storage and biodiversity	(Law et al., 2018; Buotte et al., 2020; Soto-Navarro et al., 2020; Mori et al., 2021)
	Forest thinning; prescribed burning; cultural burning	Reduce wildfire risk and severity; increase forest resilience to fire; reduce forest drought stress; increase carbon storage	(Box 14.2 and citations therein)
	Protecting and restoring natural forests	Regulate stream flow; reduce soil erosion; protect and enhance biodiversity	(Lawler et al., 2020; Seddon et al., 2020)
	Beaver (<i>Castor canadensis</i>) reintroduction	Regulate seasonal stream flow	(McKelvey and Buotte, 2018; Vose et al., 2018)
Freshwater	Forests to Faucets and other watershed restoration projects for stream & drinking water protection	Improve water quality; reduced drinking water treatment costs; increase and regulate streamflow	(Gartner et al., 2017; Claggett and Morgan, 2018; Price and Heberling, 2018)

[END BOX 14.7 HERE]

[START FAQ 14.4 HERE]

FAQ 14.4: What are some effective strategies for adapting to climate change that have been implemented across North America, and are there limits to our ability to adapt successfully to future change?

Climate adaptation is happening across North America. These efforts are differential across sectors, scale and scope. Without more integrative and equitable approaches across broad scales, known as transformational adaptation, the continent may face limits to the future effectiveness of adaptation actions.

Across North America, progress in introducing climate adaptation is steady, but incremental. Adaptation is typically limited to planning, while implementation is often hindered by “soft” limits, such as access to financial resources, disparate access to information and decision-making tools, the existence of antiquated policies and management frameworks, lack of incentives, and highly variable political perceptions of the urgency of climate change.

Cities and other state and local entities are taking the lead in adaptation efforts, particularly in terms of mainstreaming the use of many approaches to adaptation. These approaches include a suite of efforts ranging from assessment of impacts and vulnerability (relative to individuals, communities, jurisdictions, economic sectors, natural resources, etc.), planning processes, implementation of identified strategies, and evaluation of the effectiveness of these strategies. Other institutions (e.g., non-governmental organizations, professional societies, private engineering and architecture businesses) also are making significant progress in the adaptation arena, particularly at local to regional levels.

The water management and utilities sectors have made significant progress toward implementation of adaptation strategies using broad-based participatory planning approaches. Consideration of climate change is now folded into some ongoing watershed-wide planning efforts. An example is provided by the One-Water-One-Watershed (OWOW) approach followed by the Santa Ana Watershed Project Authority (SAWPA) in southern California. SAWPA is a Joint Powers Authority comprising five regional water districts that provide drinking water to more than 6 million people as well as industrial and irrigation water across the 2,400-square-mile watershed. The OWOW perspective focuses on integrated planning for multi-benefit projects and explicit consideration of the impacts of any planning option across the entire watershed.

1 Planning is supported by stakeholder-driven advisory bodies organized along themes that consider a full
2 suite of technical, political, environmental and social considerations. SAWPA provides member agencies
3 with decision-support tools and assistance to implement water conservation policies and pricing regimes, and
4 one member agency is an industry leader on potable water recycling.

6 The marine and coastal fisheries sector also has shown considerable progress in climate adaptation planning,
7 particularly in terms of assessing impacts and vulnerability of fisheries. Along the Pacific Northwest coast of
8 the US and Alaska, seasonal and sub-seasonal forecasts of ocean conditions exacerbated by warming (e.g.,
9 O₂, pH, temperature, sea ice extent) already have informed fisheries and aquaculture management. Similarly,
10 forecasts and warnings have reduced human exposure to the increased risk of toxins from harmful algal
11 blooms in the Gulf of Mexico, the Great Lakes, California, Florida, Texas and the Gulf of Maine.

13 Professional organizations and insurance play an important part in mainstreaming climate adaptation.
14 Government and private sector initiatives can help address adaptation effort through building design
15 guidelines and engineering standards, as well as insurance tools that reflects the damages from climate
16 impacts. Through the identification of climate risks and proactive adaptation planning, the private sector can
17 contribute to reducing risks throughout North America by securing operations, supply chains, and markets.

19 Indigenous Peoples and rural community efforts across the continent show great potential for enhancing and
20 accelerating adaptation efforts particularly when integrated with western-based natural resource management
21 practices, such as cultural burning, traditional forest “tending” that reduces build-up of fuels (in addition to
22 prescribed fire and mechanical thinning). In the agricultural sector, examples include planting and cultivation
23 of culturally significant plants, as a traditional practice of soil conservation, in addition to food crops or in
24 lieu of synthetic or mechanical soil treatments.

26 Future changes in climate (e.g., more intense heat waves, catastrophic wildfire and post-fire erosion, sea
27 level rise and forced relocations) could exceed the current capacity of human and natural systems to
28 successfully adapt (or “hard limits”). The inclusion and equitable contribution of Indigenous Peoples and
29 rural communities in decision-making and governance processes—including recognition of the
30 interdependencies between cities and surrounding areas—increases the likelihood of building adaptive
31 capacity at a pace that is commensurate with present and future climate change risks.

33 Large-scale, equitable transformational adaptation likely will be required to respond to the growing rate and
34 magnitude of changes before crossing tipping points where hard limits exist, beyond which adaptation may
35 no longer be possible. Increasingly, there are calls for accelerating and scaling up adaptation efforts, in
36 addition to aligning policies and regulatory legislation at multiple levels of government. Improved processes
37 for adaptation decision-making, governance, and coordination, across sectors and jurisdictions, could
38 enhance North America’s capacity to adapt to rapid climatic change. These actions include a focused societal
39 shift, across governments, institutions, and trans-national boundaries, from primarily technological
40 approaches to nature-based solutions that help foster changes in perception of risk and, ultimately, human
41 behaviour.

43 [END FAQ 14.4 HERE]

References

- Abate, R. S. and E. A. Kronk, 2013: *Climate change and Indigenous peoples: The search for legal remedies*. Edward Elgar Publishing, Cheltenham, UK, and Northampton, MA, USA.
- Abatzoglou, J. T. et al., 2021: Increasing Synchronous Fire Danger in Forests of the Western United States. *Geophysical Research Letters*, **48**(2), e2020GL091377, doi:<https://doi.org/10.1029/2020GL091377>.
- Abatzoglou, J. T. et al., 2020: Population exposure to pre-emptive de-energization aimed at averting wildfires in Northern California. *Environmental Research Letters*, **15**(9), doi:10.1088/1748-9326/aba135.
- Abatzoglou, J. T. and A. P. Williams, 2016: Impact of anthropogenic climate change on wildfire across western US forests. *Proc. Natl. Acad. Sci. U. S. A.*, **113**(42), 11770-11775, doi:10.1073/pnas.1607171113.
- Abbas, F. et al., 2017: Agroforestry: a sustainable environmental practice for carbon sequestration under the climate change scenarios—a review. *Environmental Science and Pollution Research*, **24**(12), 11177-11191, doi:10.1007/s11356-017-8687-0.
- Abrahms, B. et al., 2019a: Memory and resource tracking drive blue whale migrations. *Proceedings of the National Academy of Sciences of the United States of America*, **116**(12), 5582-5587, doi:10.1073/pnas.1819031116.
- Abrahms, B. et al., 2019b: Dynamic ensemble models to predict distributions and anthropogenic risk exposure for highly mobile species. *Divers. Distrib.*, **116**, 5582, doi:10.1111/ddi.12940.
- Abram, N. et al., 2019: Framing and Context of the Report. In: *IPCC Special Report on the Ocean and Cryosphere in a Changing Climate* [Pörtner, H. O., D. C. Roberts, V. Masson-Delmotte, P. Zhai, M. Tignor, E. Poloczanska, K. Mintenbeck, A. Alegría, M. Nicolai, A. Okem, J. Petzold, B. Rama and N. M. Weyer (eds.)], pp. In press.
- Adams, A. et al., 2021: *Climate change and human health in Montana: a special report of the Montana Climate Assessment*. Montana State University, Institute on Ecosystems, Center for American Indian and Rural Health Equity, Bozeman, MT, 216 pp.
- Adeel, Z. et al., 2020: Developing a Comprehensive Methodology for Evaluating Economic Impacts of Floods in Canada, Mexico and the United States. *International Journal of Disaster Risk Reduction*, 101861.
- Adger, W. N. et al., 2009: Are there social limits to adaptation to climate change? *Climatic Change*, **93**(3-4), 335-354, doi:10.1007/s10584-008-9520-z.
- Aerts, J. et al., 2018: Pathways to resilience: adapting to sea level rise in Los Angeles. *Ann N Y Acad Sci*, **1427**(1), 1-90, doi:10.1111/nyas.13917.
- Affiliated Tribes of Northwest Indians, 2020: *American Indian Communities in the Contiguous United States: Unmet infrastructure needs and the recommended pathway to address a fundamental threat to lives, livelihoods, and cultures*.
- AFN, 2020: *National climate gathering report: Driving Change, leading solutions*. Assembly of First Nations, Ottawa.
- AghaKouchak, A. et al., 2015: Water and climate: Recognize anthropogenic drought. *Nature*, **524**(7566), 409-411, doi:10.1038/524409a.
- Agnew, R., 2011: Dire forecast: A theoretical model of the impact of climate change on crime. *Theoretical Criminology*, **16**(1), 21-42, doi:10.1177/1362480611416843.
- Aguilera, S. E. et al., 2015: Managing Small-Scale Commercial Fisheries for Adaptive Capacity: Insights from Dynamic Social-Ecological Drivers of Change in Monterey Bay. *PLOS ONE*, **10**(3), e0118992, doi:10.1371/journal.pone.0118992.
- Aitken, S. N. and M. C. Whitlock, 2013: Assisted Gene Flow to Facilitate Local Adaptation to Climate Change. *Annual Review of Ecology, Evolution, and Systematics*, **44**(1), 367-388, doi:10.1146/annurev-ecolsys-110512-135747.
- Akil, L., A. Ahmad and R. S. Reddy, 2014: Effects of climate change on Salmonella infections. *Foodborne Pathogens and Disease*, **11**(12), 974-980, doi:10.1089/fpd.2014.1802.
- Aklin, M. and J. Urpelainen, 2014: Perceptions of scientific dissent undermine public support for environmental policy. *Environ. Sci. Policy*, **38**, 173-177, doi:10.1016/j.envsci.2013.10.006.
- Akpınar Ferrand, E. and F. Cecunjanin, 2014: Potential of rainwater harvesting in the thirsty world: A survey of ancient and traditional rainwater harvesting applications. *Geography compass*, **8**(6).
- Aladenola, O. and C. Madramootoo, 2014: Response of greenhouse-grown bell pepper (*Capsicum annuum* L.) to variable irrigation. *Canadian Journal of Plant Science*, **94**(2), 303-310, doi:10.4141/cjps2013-048.
- Alam, M. J., J. L. Goodall, B. D. Bowes and E. H. Girvetz, 2017: The Impact of Projected Climate Change Scenarios on Nitrogen Yield at a Regional Scale for the Contiguous United States. *JAWRA Journal of the American Water Resources Association*, **53**(4), 854-870, doi:10.1111/1752-1688.12537.
- Alava, J. J., W. W. L. Cheung, P. S. Ross and U. R. Sumaila, 2017: Climate change–contaminant interactions in marine food webs: Toward a conceptual framework. *Global Change Biology*, **23**(10), 3984-4001, doi:10.1111/gcb.13667.
- Alava, J. J., A. M. Cisneros-Montemayor, U. R. Sumaila and W. W. L. Cheung, 2018: Projected amplification of food web bioaccumulation of MeHg and PCBs under climate change in the Northeastern Pacific. *Sci Rep*, **8**(1), 13460, doi:10.1038/s41598-018-31824-5.
- Aldy, J. E., M. J. Kotchen, R. N. Stavins and J. H. Stock, 2021: Keep climate policy focused on the social cost of carbon. *Science*, **373**(6557), 850-852, doi:10.1126/science.abi7813.
- Alexander, C. et al., 2011: Linking Indigenous and scientific knowledge of climate change. *BioScience*, **61**(6), 477-484, doi:10.1525/bio.2011.61.6.10.

- Alexander, K. A., A. J. A. Hobday, C. A. Cvitanovic and E. A. Ogier, 2019: Progress in integrating natural and social science in marine ecosystem-based management research. 71-83.
- Alexeev, V. A., C. D. Arp, B. M. Jones and L. Cai, 2016: Arctic sea ice decline contributes to thinning lake ice trend in northern Alaska. *Environmental Research Letters*, **11**(7), 074022, doi:10.1088/1748-9326/11/7/074022.
- Alfie, M. and G. M. Cruz-Bello, 2021: *Living with risk: climate change and vulnerability. Community perceptions in peri-urban areas of La Paz City, Mexico*. Available at: [http://ilitia.cua.uam.mx:8080/jspui/bitstream/123456789/362/1/Living with risk.pdf](http://ilitia.cua.uam.mx:8080/jspui/bitstream/123456789/362/1/Living%20with%20risk.pdf).
- Alfred, T., 2009: Colonialism and state dependency. *Journal of Aboriginal Health*, **5**(2), 42-60.
- Alfred, T., 2015: Cultural strength: Restoring the place of Indigenous knowledge in practice and policy. *Australian Aboriginal Studies*, **1**, 3-11.
- Alfred, T. and J. Cornthassel, 2005: Being Indigenous: Resurgences against contemporary colonialism. *Government and Opposition*, **40**(4), 597-614, doi:10.1111/j.1477-7053.2005.00166.x.
- Allaire, M., H. W. Wu and U. Lall, 2018: National trends in drinking water quality violations. *Proceedings of the National Academy of Sciences of the United States of America*, **115**(9), 2078-2083, doi:10.1073/pnas.1719805115.
- Allen, C. D., D. D. Breshears and N. G. McDowell, 2015: On underestimation of global vulnerability to tree mortality and forest die-off from hotter drought in the Anthropocene. *Ecosphere*, **6**(8), art129, doi:10.1890/es15-00203.1.
- Allen, M. J. and S. C. Sheridan, 2018: Mortality risks during extreme temperature events (ETEs) using a distributed lag non-linear model. *International Journal of Biometeorology*, **62**(1), 57-67, doi:10.1007/s00484-015-1117-4.
- Allison, E. H. and H. R. Bassett, 2015: Climate change in the oceans: Human impacts and responses. *Science*, **350**(6262), 778-782, doi:10.1126/science.aac8721.
- Alman, B. L. et al., 2016: The association of wildfire smoke with respiratory and cardiovascular emergency department visits in Colorado in 2012: A case crossover study. *Environmental Health*, **15**(1), 1-9, doi:10.1186/s12940-016-0146-8.
- Altieri, A. H. and K. B. Gedan, 2015: Climate change and dead zones. *Glob. Chang. Biol.*, **21**(4), 1395-1406, doi:10.1111/gcb.12754.
- Altieri, M. A. and C. I. Nicholls, 2009: Cambio climático y agricultura campesina: impactos y respuestas adaptativas. *LEISA revista de agroecología*, **24**(4), 5-8.
- Amap, 2017: *Adaptation Actions for a Changing Arctic: Perspectives from the Baffin Bay-Davis Strait Region*. 1-19 pp.
- Amec Foster Wheeler Environment and Infrastructure, 2017: *National infrastructure and buildings climate change adaptation state of play report*. Available at: https://www.google.com/url?sa=t&rc=j&q=&esrc=s&source=web&cd=&cad=rja&uact=8&ved=2ahUKEwjZ3Ij42uDYAhXMop4KHRuRDgwQFnoECAUQAQ&url=https%3A%2F%2Fengineerscanada.ca%2Fsites%2Fdefault%2Ffiles%2Fibwg_sop_2017.pdf&usq=AOvVaw3m4_iWRCO8opw9Nhv9P49f.
- Anarde, K. A. et al., 2017: Impacts of hurricane storm surge on infrastructure vulnerability for an evolving coastal landscape. *Natural Hazards Review*, **19**(1), 4017020-4017020.
- Anderegg, W. R., J. W. Prall, J. Harold and S. H. Schneider, 2010: Expert credibility in climate change. *Proceedings of the National Academy of Sciences*, **107**(27), 12107-12109.
- Anderies, J. M., S. R. Carpenter, W. Steffen and J. Rockström, 2013: The topology of non-linear global carbon dynamics: from tipping points to planetary boundaries. *Environmental Research Letters*, **8**(4), 044048-044048, doi:10.1088/1748-9326/8/4/044048.
- Anderson, C. R. et al., 2019: Scaling up from regional case studies to a global harmful algal bloom observing system. *Frontiers in Marine Science*, **6**, 250.
- Anderson, D. G. et al., 2017: Sea-level rise and archaeological site destruction: An example from the southeastern United States using DINAA (Digital Index of North American Archaeology). *PLoS ONE*, **12**(11), 1-25, doi:10.1371/journal.pone.0188142.
- Anderson, F. and N. Al-Thani, 2016: Effect of sea level rise and groundwater withdrawal on seawater intrusion in the Gulf Coast Aquifer: Implications for agriculture. *Journal of Geoscience and Environment Protection*, **04**(04), 116-124, doi:10.4236/gep.2016.44015.
- Anderson, G. B., K. W. Oleson, B. Jones and R. D. Peng, 2018a: Classifying heatwaves: developing health-based models to predict high-mortality versus moderate United States heatwaves. *CLIMATIC CHANGE*, **146**(3-4, SI), 439-453, doi:10.1007/s10584-016-1776-0.
- Anderson, G. B., K. W. Oleson, B. Jones and R. D. Peng, 2018b: Projected trends in high-mortality heatwaves under different scenarios of climate, population, and adaptation in 82 US communities. *Climatic Change*, **146**(3-4), 455-470, doi:10.1007/s10584-016-1779-x.
- Andrey, J. and K. Palko, 2017: Introduction. In: *Climate risks and adaptation practices for the Canadian transportation sector 2016* [Palko, K. and D. S. Lemmen (eds.)]. Government of Canada, Ottawa, ON, pp. 2-10.
- Angel, J. et al., 2018a: Midwest. In: *Impacts, risks, and adaptation in the United States: Fourth National Climate Assessment, Volume II* [Reidmiller, D. R., C. W. Avery, D. R. Easterling, K. E. Kunkel, K. L. M. Lewis, T. K. Maycock and B. C. Stewart (eds.)]. U.S. Global Change Research Program, Washington, DC, USA, pp. 872-940.
- Angel, J. et al., 2018b: Midwest. [Reidmiller, D. R., C. W. Avery, D. R. Easterling, K. E. Kunkel, K. L. M. Lewis, T. K. Maycock and B. C. Stewart (eds.)]. U.S. Global Change Research Program, Washington, DC, USA, pp. 872-940.
- Aquilué, N. et al., 2020: Evaluating forest resilience to global threats using functional response traits and network properties. *Ecological Applications*, **30**(5), 1-14, doi:10.1002/eap.2095.

- Arafeh-Dalmau, N. et al., 2019: Extreme Marine Heatwaves Alter Kelp Forest Community Near Its Equatorward Distribution Limit. *Frontiers in Marine Science*, **6**(499), doi:10.3389/fmars.2019.00499.
- Aragón-Durand, F., 2020: Resilience of Mexico City Megalopolis to climate change. [Michael, B., J. Twigg, A. Allen and C. Wamsler (eds.)]. Routledge.
- Arbuckle, M. B., 2017: The interaction of religion, political ideology, and concern about climate change in the United States. *Soc. Nat. Resour.*, **30**(2), 177-194.
- Arce Romero, A. et al., 2020: Crop yield simulations in Mexican agriculture for climate change adaptation. *2020*, **33**(3), 17, doi:10.20937/atm.52430.
- Archer, S. R. et al., 2017: Woody Plant Encroachment: Causes and Consequences. *Rangeland Systems*, 25-84, doi:10.1007/978-3-319-46709-2_2.
- Arnberger, A. et al., 2018: Visitor preferences for visual changes in bark beetle-impacted forest recreation settings in the United States and Germany. *Environmental Management*, **61**(2), 209-223.
- Arnold, C. A., H. Gosnell, M. H. Benson and R. K. Craig, 2017: Cross-interdisciplinary insights into adaptive governance and resilience. *Ecol. Soc.*, **22**(4), doi:10.5751/es-09734-220414.
- Arsenault, R., 2021: Water insecurity in Ontario First Nations: An exploratory study on past interventions and the need for Indigenous Water Governance. *Water*, **13**(5), 717, doi:10.3390/w13050717.
- ASCE, 2018a: *Climate-Resilient Infrastructure: Adaptive Design and Risk Management* [Bilal, M. A. (ed.)]. Engineers, A. S. o. C., Reston, VA. Available at: <https://www.google.com/url?sa=t&rct=j&q=&esrc=s&source=web&cd=&cad=rja&uact=8&ved=2ahUKEwih14yZ8-DyAhXJxZ4KHdQFDQ0QFnoECAIQAAQ&url=https%3A%2F%2Fwww.techstreet.com%2Fproducts%2Fprevious%2F2025997&usg=AOvVaw1bG0UB95MvM4-KF5o8LJln>.
- ASCE (ed.), 2018b: *Climate-Resilient Infrastructure: Adaptive Design and Risk Management*, ASCE Manuals and Reports on Engineering Practice No. 140, American Society of Civil Engineers, Reston VA, 311 pp. ISBN ISBN 9780784415191.
- ASCE, 2019: Congress introduces legislation on the clean water state revolving fund. Available at: <https://www.infrastructurereportcard.org/congress-introduces-legislation-clean-water-state-revolving-fund/>.
- ASCE, 2021: *A Comprehensive Assessment of America's Infrastructure: 2021 Report Card for America's Infrastructure: American Society of Civil Engineers*. Available at: https://infrastructurereportcard.org/wp-content/uploads/2020/12/National_IRC_2021-report.pdf.
- Attavanich, W. et al., 2013: Effects of climate change on US grain transport. *Nat. Clim. Chang.*, **3**(7), 638-643, doi:10.1038/nclimate1892.
- Atzori, R., A. Fyall and G. Miller, 2018: Tourist responses to climate change: Potential impacts and adaptation in Florida's coastal destinations. *Tourism Management*, **69**, 12-22, doi:10.1016/J.TOURMAN.2018.05.005.
- Audefroy, J. F. and B. N. Cabrera Sánchez, 2017: Integrating local knowledge for climate change adaptation in Yucatan, Mexico. *International Journal of Sustainable Built Environment*, **6**, 228-237.
- Auditors General, 2018: *Perspectives on climate change action in Canada*. Office of the Auditors General, Canada, O. o. t. A. G. o., 49 pp. Available at: https://www.oag-bvg.gc.ca/internet/English/parl_otp_201803_e_42883.html.
- Auffhammer, M., 2018: Quantifying economic damages from climate change. *Journal of Economic Perspectives*, **32**(4), 33-52.
- Azócar, G. et al., 2021: Climate change perception, vulnerability, and readiness: inter-country variability and emerging patterns in Latin America. *Journal of Environmental Studies and Sciences*, **11**(1), 23-36, doi:10.1007/s13412-020-00639-0.
- Azuz-Adeath, I., E. Rivera-Arriaga and H. Alonso-Peinada, 2018: Current Demographic Conditions and Future Scenarios in Mexico's Coastal Zone. *Journal of Integrated Coastal Zone Management*, **19**(2), 85-112.
- Bachelet, M., 2019: Global update at the 42nd session of the Human Rights Council, Opening statement by UN High Commissioner for Human Rights Michelle Bachelet.
- Bad River Band of Lake Superior Tribe of Chippewa Indians and Abt Associates Inc., 2016: *Bad River Reservation: Seventh generation climate change monitoring plan*.
- Baeza, A. et al., 2018: Biophysical, infrastructural and social heterogeneities explain spatial distribution of waterborne gastrointestinal disease burden in Mexico City. *Environmental Research Letters*, **13**(6), doi:10.1088/1748-9326/aac17c.
- Bai, Y. N., A. Fernald, V. Tidwell and T. Gunda, 2019: Reduced and Earlier Snowmelt Runoff Impacts Traditional Irrigation Systems. *Journal of Contemporary Water Research & Education*, **168**(1), 10-28, doi:10.1111/j.1936-704X.2019.03318.x.
- Bain, D. M. and T. L. Acker, 2018: Hydropower Impacts on Electrical System Production Costs in the Southwest United States. *Energies*, **11**(2), doi:10.3390/en11020368.
- Baker, J. E., 2021: Subsidies for Succulents: Evaluating the Las Vegas Cash-for-Grass Rebate Program. *Journal of the Association of Environmental and Resource Economists*, **8**(3), 475-508, doi:10.1086/712429.
- Ball, G., P. Regier and R. González-Pinzón, 2021: Wildfires increasingly impact western US fluvial networks. *Nat Commun* **12**, doi:<https://doi.org/10.1038/s41467-021-22747-3>.
- Ballard, M. and S. Thompson, 2013: Flooding hope and livelihoods: Lake St. Martin First Nation. *Canadian Journal of Nonprofit and Social Economy Research*, **4**(1), 43-65, doi:10.22230/cjnser.2013v4n1a129.

- Ballard, T. C., E. Sinha and A. M. Michalak, 2019: Long-Term Changes in Precipitation and Temperature Have Already Impacted Nitrogen Loading. *Environmental Science & Technology*, **53**(9), 5080-5090, doi:10.1021/acs.est.8b06898.
- Ballew, M. T. et al., 2019: Climate Change in the American Mind: Data, Tools, and Trends. *Environment: Science and Policy for Sustainable Development*, **61**(3), 4-18.
- Ballew, M. T. et al., 2020: Does socioeconomic status moderate the political divide on climate change? The roles of education, income, and individualism. *Global environmental change*, **60**, 102024.
- Ballinas, M. and V. L. Barradas, 2016: The Urban Tree as a Tool to Mitigate the Urban Heat Island in Mexico City: A Simple Phenomenological Model. *Journal of environmental quality*, **45**(1), 157-166, doi:10.2134/jeq2015.01.0056.
- Bamford, E. et al., 2020: *NIDIS Tribal Drought Engagement Strategy 2021–2025: For the Missouri River Basin and Midwest Drought Early Warning Systems (DEWS)*. NOAA NIDIS.
- Banerjee, S. K., R. Rutley and J. Bussey, 2018: Diversity and dynamics of the Canadian coastal *Vibrio* community: An emerging trend detected in the temperate regions. *Journal of Bacteriology*, **200**(15), 1-4, doi:10.1128/JB.00787-17.
- Barbaras, A. M., 2014: Indigenous territoriality in contemporary Mexico. *Chungará: Revista de Antropología Chilena*, **46**(3), 437-452.
- Barbeaux, S. J., K. Holsman and S. Zador, 2020: Marine Heatwave Stress Test of Ecosystem-Based Fisheries Management in the Gulf of Alaska Pacific Cod Fishery. *Frontiers in Marine Science*, **7**(August), 1-21, doi:10.3389/fmars.2020.00703.
- Barber, D. G. et al., 2018a: Increasing mobility of high Arctic Sea ice increases marine hazards off the east coast of Newfoundland. *Geophysical Research Letters*, **45**, 2370-2379.
- Barber, Q. E. et al., 2018b: Potential impacts of climate change on the habitat of boreal woodland caribou. *Ecosphere*, **9**(10), e02472.
- Barbier, E. B., 2014: Climate change mitigation policies and poverty. *WIREs Clim Change*, **5**, 483-491.
- Barnard, P. L. et al., 2019: Dynamic flood modeling essential to assess the coastal impacts of climate change. *Sci Rep*, **9**(1), 1-13, doi:10.1038/s41598-019-40742-z.
- Barnett, A. G., S. Hajat, A. Gasparrini and J. Rocklöv, 2012: Cold and heat waves in the United States. *Environmental Research*, **112**, 218-224, doi:10.1016/j.envres.2011.12.010.
- Barnett, J., 2018: Global environmental change I: Climate resilient peace? *Progress in Human Geography*, **43**(5), 927-936, doi:10.1177/0309132518798077.
- Barreca, A. et al., 2016: Adapting to Climate Change: The Remarkable Decline in the US Temperature-Mortality Relationship over the Twentieth Century. *Journal of Political Economy*, **124**(1), 105-159, doi:10.1086/684582.
- Barreiro, J., 1999: Global warming, climate change and native lands issue. *Native Americas: Hemispheric journal of Indigenous Issues*, **XVI** Fall/W.
- Barrera-Bassols, N. and V. M. Toledo, 2005: Ethnoecology of the Yucatec Maya: Symbolism, knowledge and management of natural resources. *Journal of Latin American Geography*, **4**(1), 9-41, doi:10.1353/lag.2005.0021.
- Bartos, M. D. and M. V. Chester, 2015: Impacts of climate change on electric power supply in the Western United States. *Nature Climate Change*, **5**(8), 748-752, doi:10.1038/nclimate2648.
- Basel, B. et al., 2020: Bee mietii rak rkabni nis (The people know how to seed water): A Zapotec experience in adapting to water scarcity and drought. *Climate and Development*, 1-15, doi:10.1080/17565529.2020.1855100.
- Battiste, M. A. and J. Y. Henderson, 2000: *Protecting Indigenous Knowledge and Heritage: A Global Challenge*. UBC Press, Purich Publishing, 324-324 pp. ISBN 9781895830156.
- Bauer, S. et al., 2015: Impacts of surface water diversions for marijuana cultivation on aquatic habitat in four northwestern California watersheds. *PLoS ONE*, **10**(3), 1-25, doi:10.1371/journal.pone.0120016.
- Bawa, R. S., 2017: Effects of wildfire on the value of recreation in western North America. *Journal of Sustainable Forestry*, **36**(1), 1-17, doi:10.1080/10549811.2016.1233503.
- Baysan, C. et al., 2019: Economic and Non-Economic Factors in Violence: Evidence from Organized Crime, Suicides and Climate in Mexico. doi:10.1016/j.jebo.2019.10.021.
- Beach, R. H. et al., 2015: Climate change impacts on US agriculture and forestry: benefits of global climate stabilization. *Environmental Research Letters*, **10**(9), 095004, doi:10.1088/1748-9326/10/9/095004.
- Beach, R. H. et al., 2019: Combining the effects of increased atmospheric carbon dioxide on protein, iron, and zinc availability and projected climate change on global diets: a modelling study. *The Lancet Planetary Health*, **3**(7), e307-e317, doi:10.1016/s2542-5196(19)30094-4.
- Beaugrand, G. et al., 2015: Future vulnerability of marine biodiversity compared with contemporary and past changes. *Nature Climate Change*, **5**(7), 695-695.
- Beavers, R. L., U. S. N. P. Service, C. A. Schupp and M. A. Caffrey, 2016: RESOURCE MANAGEMENT OF COASTAL PARKS: ADAPTATION STRATEGIES IN AN ERA OF CLIMATE CHANGE. doi:10.1130/abs/2016am-282514.
- Beck, M. W. et al., 2018a: The global flood protection savings provided by coral reefs. *Nature Communications*, **9**(1), 2186, doi:10.1038/s41467-018-04568-z.
- Beck, M. W. et al., 2018b: *The global value of mangroves for risk reduction. Summary Report.*, The Nature Conservancy, Conservancy, T. N., Berlin, 12 pp.

- Becken, S. and J. Hay, 2007: *Tourism and Climate Change (Risks and Opportunities)*. Channel View Publications North York, ON. ISBN 9781845410674.
- Bedsworth, L. et al., 2018: Statewide Summary Report. California's Fourth Climate Change Assessment. *publication no. SUMCCCA4--2018--013*.
- Behe, C., R. Daniel and J. Raymond-Yakoubian, 2018: Understanding the Arctic through a co-production of knowledge.
- Bell, J., M. Brubaker, K. Graves and J. Berner, 2010: *Climate change and mental health: uncertainty and vulnerability for Alaska Natives*.
- Beltaos, S. and B. C. Burrell, 2015: Hydroclimatic aspects of ice jam flooding near Perth-Andover, New Brunswick. *Canadian Journal of Civil Engineering*, **42**(9), 686-695, doi:10.1139/cjce-2014-0372.
- Bendixsen, D. P., S. W. Hallgren and A. E. Frazier, 2015: Stress factors associated with forest decline in xeric oak forests of south-central United States. *Forest Ecology and Management*, **347**, 40-48, doi:10.1016/j.foreco.2015.03.015.
- Benmarhnia, T. et al., 2016: A difference-in-differences approach to assess the effect of a heat action plan on heat-related mortality, and differences in effectiveness according to sex, age, and socioeconomic status (Montreal, Quebec). *Environ. Health Perspect.*, **124**(11), 1694-1699, doi:10.1289/EHP203.
- Bennett, A. and J. Grannis, 2017: *Lessons in Regional Resilience: Case Studies on Regional Climate Collaboratives*. Georgetown Climate Center, Washington, DC.
- Bennett, M. M. et al., 2020: The opening of the Transpolar Sea Route: Logistical, geopolitical, environmental, and socioeconomic impacts. *Marine Policy*, (August), doi:10.1016/j.marpol.2020.104178.
- Bennett, T. M. B. et al., 2014: Indigenous Peoples, lands, and resources. In: *Climate change impacts in the United States: The Third National Climate Assessment* [Melillo, J., T. C. Richmond and G. W. Yohe (eds.)]. U.S. Global Change Research Program, pp. 297-317.
- Bentz, B. J. et al., 2019: Ips typographus and Dendroctonus ponderosae Models Project Thermal Suitability for Intra- and Inter-Continental Establishment in a Changing Climate. *Frontiers in Forests and Global Change*, **2**(March), doi:10.3389/ffgc.2019.00001.
- Berardi, U. and P. Jafarpur, 2020: Assessing the impact of climate change on building heating and cooling energy demand in Canada. *Renewable and Sustainable Energy Reviews*, **121**, 109681, doi:<https://doi.org/10.1016/j.rser.2019.109681>.
- Bering Sea Elders Advisory Group and Alaska Marine Conservation Council, 2011: *The Northern Bering Sea: Our way of life*. Available at: https://eloka-arctic.org/communities/media/files/AMCC_BeringSeaElders-northern-bering-sea-report-04-01-12.pdf.
- Bering Sea Elders Group, 2016: Northern Bering Sea and Bering Strait: Ecosystem and climate change.
- Bermeo, A., S. Couturier and M. G. Pizaña, 2014: Conservation of traditional smallholder cultivation systems in indigenous territories: Mapping land availability for milpa cultivation in the Huasteca Poblana, Mexico. *Applied Geography*, **53**, 299-310, doi:10.1016/j.apgeog.2014.06.003.
- Berrang-Ford, L. and et al., Accepted: A systematic global stocktake of evidence on human adaptation to climate change. *Nature Climate Change*.
- Berry, J. and L. Danielson, 2015: *Paying for urban infrastructure adaptation in Canada: An analysis of existing and potential economic instruments for local governments*. Simon Fraser University.
- Bertrand, A. et al., 2020: *El Niño Southern Oscillation (ENSO) effects on fisheries and aquaculture*. FAO, Rome. ISBN 978-92-5-132327-4.
- Bhattachan, A. et al., 2018: Sea level rise impacts on rural coastal social-ecological systems and the implications for decision making. *Environmental Science and Policy*, **90**(October), 122-134, doi:10.1016/j.envsci.2018.10.006.
- BIA, 2021: *National Climate Assessment: Indigenous Peoples Resilience Actions*. Bureau of Indian Affairs.
- Bianucci, L. et al., 2016: Ocean biogeochemical models as management tools: a case study for Atlantic wolffish and declining oxygen. *ICES Journal of Marine Science: Journal du Conseil*, **73**(2), 263-274, doi:10.1093/icesjms/fsv220.
- Bierbaum, R. et al., 2013: A comprehensive review of climate adaptation in the United States: more than before, but less than needed. *Mitigation and Adaptation Strategies for Global Change*, **18**(3), 361-406.
- Billiot, S. et al., 2020a: Pillar 9: Make U.S. Communities more resilient to the impacts of climate change in review of the 2020 Congressional Action Plan on the climate crisis.
- Billiot, S. et al., 2020b: Pillar 7: Improve public health and manage climate risks to health infrastructure in Tribal review of the 2020 Congressional Action Plan on the climate crisis.
- Binder, S. B., C. K. Baker and J. P. Barile, 2015: Rebuild or relocate? Resilience and postdisaster decision-making after Hurricane Sandy. *American Journal of Community Psychology*, **56**(1-2), 180-196, doi:10.1007/s10464-015-9727-x.
- Bisbis, M. B., N. Gruda and M. Blanke, 2018: Potential impacts of climate change on vegetable production and product quality--A review. *J. Clean. Prod.*, **170**, 1602-1620.
- Bitter, M. C., L. Kapsenberg, J. P. Gattuso and C. A. Pfister, 2019: Standing genetic variation fuels rapid adaptation to ocean acidification. *Nature Communications*, **10**(1), 1-10, doi:10.1038/s41467-019-13767-1.
- Bladon, K. D., M. B. Emelko, U. Silins and M. Stone, 2014: Wildfire and the future of water supply. *Environ. Sci. Technol.*, **48**(16), 8936-8943, doi:10.1021/es500130g.

- Board, T. R. and N. R. Council, 2008: *Potential Impacts of Climate Change on U.S. Transportation: Special Report 290*. The National Academies Press, Washington, DC, 296 pp.
- Boesch, D. F., 2019: Barriers and Bridges in Abating Coastal Eutrophication. *Frontiers in Marine Science*, **6**(123), doi:10.3389/fmars.2019.00123.
- Bogdanski, B., L. Sun, B. Peter and B. Stennes, 2011: *Markets for forest products following a large disturbance: Opportunities and challenges from the mountain pine beetle outbreak in western Canada*. Information Report, Centre, T. P. F., Victoria, BC, 78 pp. Available at: https://www.researchgate.net/profile/Bryan-Bogdanski/publication/264040371_Markets_for_forest_products_following_a_large_disturbance_opportunities_and_challenges_from_the_mountain_pine_beetle_outbreak_in_western_Canada/links/54887b5b0cf2ef3447909bfe/Markets-for-forest-products-following-a-large-disturbance-opportunities-and-challenges-from-the-mountain-pine-beetle-outbreak-in-western-Canada.pdf?_sg%5B0%5D=aZel4sS7IK-g8FNWZiuRyv-LvHNjd9-UPHso-Z1PsDrER_wSw3AjjYQ4uMhPEKaKu4XmjV-Y8zYA7BOTNeqHZbA.su52m_slZNUvyr2k.
- Bolsen, T., J. Druckman and F. Cook, 2015: Citizens', Scientists', and Policy Advisors' Beliefs about Global Warming. *Ann. Am. Acad. Pol. Soc. Sci.*, **658**(1), 271-295, doi:10.1177/0002716214558393.
- Bolsen, T. and J. N. Druckman, 2018: Do partisanship and politicization undermine the impact of a scientific consensus message about climate change? *Group Process. Intergroup Relat.*, **21**(3), 389-402, doi:10.1177/1368430217737855.
- Bolsen, T., R. Palm and J. T. Kingsland, 2019: Counteracting Climate Science Politicization With Effective Frames and Imagery. *Sci. Commun.*, **41**(2), 147-171, doi:10.1177/1075547019834565.
- Bolsen, T. and M. A. Shapiro, 2018: The US News Media, Polarization on Climate Change, and Pathways to Effective Communication. *Environmental Communication*, **12**(2), 149-163, doi:10.1080/17524032.2017.1397039.
- Bomberg, E., 2021: The environmental legacy of President Trump. *Policy Studies*, 1-18, doi:10.1080/01442872.2021.1922660.
- Bonsal, B., Z. Liu, E. Wheaton and R. Stewart, 2020: Historical and Projected Changes to the Stages and Other Characteristics of Severe Canadian Prairie Droughts. *Water*, **12**(12), doi:10.3390/w12123370.
- Bonsal, B. R. et al., 2019: Chapter 6. Changes in freshwater availability across Canada. Government of Canada Ottawa, Ontario, 261–342 pp.
- Boon, E., H. Goosen, F. van Veldhoven and R. Swart, 2021: Does Transformational Adaptation Require a Transformation of Climate Services? *Frontiers in Climate*, **3**(2), doi:10.3389/fclim.2021.615291.
- Boretti, A., 2019: A realistic expectation of sea level rise in the Mexican Caribbean. *Journal of Ocean Engineering and Science*, **4**(4), 379-386, doi:<https://doi.org/10.1016/j.joes.2019.06.003>.
- Borish, D., Accepted: Relationships between Rangifer and Indigenous well-being in the North American Arctic and Subarctic: What we know, what we don't know, and what we need to know. *Arctic*, **75**(1).
- Borrows, J., 2002: *Recovering Canada: The resurgence of Indigenous law*. University of Toronto Press, Toronto.
- Borrows, J., 2010a: *Canada's Indigenous constitution*. University of Toronto Press, Toronto.
- Borrows, J., 2010b: *Drawing out law: A spirit's guide*. University of Toronto Press, Toronto.
- Borrows, J., 2016: *Freedom and Indigenous constitutionalism*. University of Toronto Press, Toronto.
- Borsje, B. W. et al., 2011: How ecological engineering can serve in coastal protection. *Ecol. Eng.*, **37**(2), 113-122, doi:10.1016/j.ecoleng.2010.11.027.
- Bose, A. K., A. Weiskittel and R. G. Wagner, 2017: A three decade assessment of climate-associated changes in forest composition across the north-eastern USA. *Journal of Applied Ecology*, **54**(6), 1592-1604, doi:10.1111/1365-2664.12917.
- Boulanger, Y., S. Gauthier and P. J. Burton, 2014: A refinement of models projecting future Canadian fire regimes using homogeneous fire regime zones. *Canadian Journal of Forest Research*, **44**(4), 365-376, doi:10.1139/cjfr-2013-0372.
- Bourne, A. et al., 2016: A Socio-Ecological Approach for Identifying and Contextualising Spatial Ecosystem-Based Adaptation Priorities at the Sub-National Level. *PLOS ONE*, **11**(5), e0155235, doi:10.1371/journal.pone.0155235.
- Bowling, L. C. et al., 2020: Agricultural impacts of climate change in Indiana and potential adaptations. *Climatic Change*, **163**(4), 2005-2027, doi:10.1007/s10584-020-02934-9.
- Box, J. E. et al., 2019: Key indicators of Arctic climate change: 1971–2017. *Environmental Research Letters*, **14**(4), 045010, doi:10.1088/1748-9326/aafc1b.
- Boyd, R. and A. Markandya, 2021: Costs and Benefits of Climate Change Impacts and Adaptation. In: *Canada in a Changing Climate* [Warren, F. J. and N. Lulham (eds.)], pp. 345-487.
- Boykoff, M. T. and J. M. Boykoff, 2004: Balance as bias: Global warming and the US prestige press. *Global environmental change*, **14**(2), 125-136.
- Boykoff, M. T. and J. M. Boykoff, 2007: Climate change and journalistic norms: A case-study of US mass-media coverage. *Geoforum*, **38**(6), 1190-1204.
- Boyle, A. D. et al., 2021: Green New Deal proposals: Comparing emerging transformational climate policies at multiple scales. *Energy Research & Social Science*, **81**, 102259, doi:<https://doi.org/10.1016/j.erss.2021.102259>.
- Bradford, J. B. and D. M. Bell, 2017: A window of opportunity for climate-change adaptation: easing tree mortality by reducing forest basal area. *Frontiers in Ecology and the Environment*, **15**(1), 11-17, doi:10.1002/fee.1445.
- Bradford, J. B., D. R. Schlaepfer, W. K. Lauenroth and K. A. Palmquist, 2020: Robust ecological drought projections for drylands in the 21st century. *Global Change Biology*, **26**(7), 3906-3919, doi:10.1111/gcb.15075.

- Brandon, C. M., J. D. Woodruff, P. M. Orton and J. P. Donnelly, 2016: Evidence for elevated coastal vulnerability following large-scale historical oyster bed harvesting. *Earth Surface Processes and Landforms*, **41**(8), 1136-1143, doi:10.1002/esp.3931.
- Brecka, A. F. J., C. Shahi and H. Y. H. Chen, 2018: Climate change impacts on boreal forest timber supply. *Forest Policy and Economics*, **92**, 11-21, doi:10.1016/j.forpol.2018.03.010.
- Breckheimer, I. K. et al., 2020: Crowd-sourced data reveal social-ecological mismatches in phenology driven by climate. *Frontiers in Ecology and the Environment*, **18**(2), 76-82, doi:10.1002/fee.2142.
- Breitburg, D. et al., 2018: Declining oxygen in the global ocean and coastal waters. *Science*, **359**(6371), doi:10.1126/science.aam7240.
- Bressler, J. M. and T. W. Hennessy, 2018: Results of an Arctic Council survey on water and sanitation services in the Arctic. *International Journal of Circumpolar Health*, **77**(1), 1421368, doi:10.1080/22423982.2017.1421368.
- Briske, D. D. et al., 2015: Climate-change adaptation on rangelands: linking regional exposure with diverse adaptive capacity. *Frontiers in Ecology and the Environment*, **13**(5), 249-256, doi:10.1890/140266.
- British Columbia Hydro, 2019: *Storm report: The most damaging storm in BC Hydro's history*. Available at: <https://www.bchydro.com/content/dam/BCHydro/customer-portal/documents/news-and-features/report-most-damaging-storm-bc-hydro-history-january-2019.pdf>.
- Bronen, R., J. K. Maldonado, E. Marino and P. Hardison, 2018: Climate change and displacement: Challenges and needs to address an imminent reality. In: *Challenging the prevailing paradigm of displacement and resettlement: Risks, impoverishment, legacies, solutions* [Cernea, M. M. and J. K. Maldonado (eds.)]. Routledge, pp. 252-272.
- Brosch, T., 2021: Affect and emotions as drivers of climate change perception and action: a review. *Current Opinion in Behavioral Sciences*, **42**, 15-21, doi:<https://doi.org/10.1016/j.cobeha.2021.02.001>.
- Brown, C., E. Jackson, D. Harford and D. Bristow, 2021: Cities and towns. [Warren, F. J. and N. Lulham (eds.)]. Government of Canada, Ottawa, ON, pp. 26-102.
- Brown, H. E. et al., 2015a: Projection of climate change influences on US West Nile virus vectors. *Earth Interactions*, **19**(18), 1-18, doi:10.1175/EI-D-15-0008.1.
- Brown, M. E. et al., 2015b: *Climate Change, Global Food Security, and the U.S. Food System*. Washington, DC. Available at: https://www.usda.gov/oce/climate_change/FoodSecurity2015Assessment/FullAssessment.pdf.
- Brown, M. R. et al., 2019a: Significant PTSD and other mental health effects present 18 months after the Fort McMurray wildfire: findings from 3,070 grades 7–12 students. *Frontiers in psychiatry*, **10**, 623.
- Brown, T. C., V. Mahat and J. A. Ramirez, 2019b: Adaptation to Future Water Shortages in the United States Caused by Population Growth and Climate Change. *Earths Future*, **7**(3), 219-234, doi:10.1029/2018ef001091.
- Brubacher, J. et al., 2020: Associations of five food- and water-borne diseases with ecological zone, land use and aquifer type in a changing climate. *Science of the Total Environment*, **728**, 138808, doi:10.1016/j.scitotenv.2020.138808.
- Brubaker, M. et al., 2014: *Climate change in Wainwright, Alaska: Strategies for community health*. ANTHC Center for Climate and Health. Available at: https://anthc.org/wp-content/uploads/2016/01/CCH_AR_062014_Climate-Change-in-Wainwright.pdf.
- Brugère, C., J. Aguilar-Manjarrez, M. C. M. Beveridge and D. Soto, 2019: The ecosystem approach to aquaculture 10 years on – a critical review and consideration of its future role in blue growth. *Reviews in Aquaculture*, **11**(3), 493-514, doi:10.1111/raq.12242.
- Brulle, R. J., 2014: Institutionalizing delay: foundation funding and the creation of US climate change counter-movement organizations. *Climatic change*, **122**(4), 681-694.
- Brulle, R. J., 2018: The climate lobby: a sectoral analysis of lobbying spending on climate change in the USA, 2000 to 2016. *Climatic change*, **149**(3), 289-303.
- Brulle, R. J., J. Carmichael and J. C. Jenkins, 2012: Shifting public opinion on climate change: an empirical assessment of factors influencing concern over climate change in the US, 2002–2010. *Climatic change*, **114**(2), 169-188.
- Brunn, A., D. N. Fisman, J. M. Sargeant and A. L. Greer, 2019: The influence of climate and livestock reservoirs on human cases of Giardiasis. *EcoHealth*, **16**, 116-127, doi:10.1007/s10393-018-1385-7.
- Bruno, J. F. et al., 2018: Publisher Correction: Climate change threatens the world's marine protected areas. *Nature Climate Change*, **8**(8), 751-751, doi:10.1038/s41558-018-0202-1.
- Bruzek, R., L. Biess and L. Al-Nazer, 2013: Development of Rail Temperature Predictions to Minimize Risk of Track Buckle Derailments. *2013 Joint Rail Conference*, doi:10.1115/jrc2013-2451.
- Bryndum-Buchholz, A. et al., 2020: Climate-change impacts and fisheries management challenges in the North Atlantic Ocean. *Marine Ecology Progress Series*, **648**, 1-17, doi:10.3354/meps13438.
- Bullerjahn, G. S. et al., 2016: Global solutions to regional problems: Collecting global expertise to address the problem of harmful cyanobacterial blooms. A Lake Erie case study. *Harmful Algae*, **54**, 223-238, doi:10.1016/j.hal.2016.01.003.
- Bunce, A. et al., 2016: Vulnerability and adaptive capacity of Inuit women to climate change: a case study from Iqaluit, Nunavut. *Natural Hazards*, **83**, 1419-1419, doi:10.1007/s11069-016-2398-6.
- Buotte, P. C., B. E. Law, W. J. Ripple and L. T. Berner, 2020: Carbon sequestration and biodiversity co-benefits of preserving forests in the western United States. *Ecological Applications*, **30**(2), doi:10.1002/eap.2039.
- Buotte, P. C. et al., 2019: Near-future forest vulnerability to drought and fire varies across the western United States. *Global change biology*, **25**(1), 290-303.

- Bureau of Labor Statistics, 2019: Manufacturing: NAICS 31-33 Workforce Statistics, US department of Labor. Available at: <https://www.bls.gov/iag/tgs/iag31-33.htm-workforce>.
- Bureau of Reclamation, 2021a: *Columbia River Basin SECURE Water Act Section 9503(c) Report to Congress*. US Bureau of Reclamation.
- Bureau of Reclamation, 2021b: *Rio Grande Basin SECURE Water Act Section 9503(c) Report to Congress*. US Bureau of Reclamation, Interior, U. S. D. o., 52 pp.
- Bureau of Reclamation, 2021c: *Sacramento and San Joaquin River Basins SECURE Water Act Section 9503(c) Report to Congress*. U.S. Bureau of Reclamation, Interior, U. S. D. o. t.
- Bureau of Reclamation, 2021d: *Water Reliability in the West -2021 SECURE Water Act Report. Prepared for the United States Congress*. U.S. Bureau of Reclamation, Water Resources and Planning Office, Interior, U. S. D. o., Denver, CO, 60 pp.
- Burgess, D. O., 2017: *Mass balance of ice caps in the Queen Elisabeth Islands, Arctic Canada: 2014-2015*, **8223**, Geological Survey of Canada, Geological Survey of Canada,, Open File, 38 pp.
- Burke, M. et al., 2018a: Higher temperatures increase suicide rates in the United States and Mexico. *Nature Climate Change*, **8**(8), 723-729, doi:10.1038/s41558-018-0222-x.
- Burke, M. et al., 2018b: Higher temperatures increase suicide rates in the United States and Mexico. *Nature Climate Change*, **8**, 723-729, doi:10.1038/s41558-018-0222-x.
- Burke, M., S. M. Hsiang and E. Miguel, 2015: Global non-linear effect of temperature on economic production. *Nature*, **527**(7577), 235-239, doi:10.1038/nature15725.
- Burkett, M., R. Verchik and D. Flores, 2017: *Reaching higher ground: Avenues to secure and manage new land for communities displaced by climate change*. Center for Progressive Reform. Available at: https://cpr-assets.s3.amazonaws.com/documents/ReachingHigherGround_1703.pdf.
- Bush, E. and D. S. Lemmen, 2019: *Canada's Changing Climate Report* [Bush, E. and D. S. Lemmen (eds.)]. Government of Canada, Ottawa, Ontario, Canada. Available at: <https://changingclimate.ca/CCCR2019/>.
- Butterworth, M. K., C. W. Morin and A. C. Comrie, 2017: An analysis of the potential impact of climate change on dengue transmission in the southeastern United States. *Environmental Health Perspectives*, **125**(4), 579-585, doi:10.1289/EHP218.
- C40 Cities, Climate Leadership Group, About C40. Available at: <http://www.c40cities.org/about>.
- C40 Cities and AECOM, 2017: *C40 infrastructure interdependencies and climate risks report*. 26-26 pp. Available at: https://www.google.com/url?sa=t&rc=j&q=&esrc=s&source=web&cd=&cad=rja&uact=8&ved=2ahUKEwiAm-zkrNjsAhUEITQIHRYRCHgQFjABegQIBBAC&url=https%3A%2F%2Ffunfcc.int%2Fsites%2Fdefault%2Ffiles%2Freport_c40_interdependencies_.pdf&usq=AOvVaw0XIWzEBxmRX8QD2IILzvuy.
- Cachon, G. P., S. Gallino and M. Olivares, 2012: Severe weather and automobile assembly productivity. *Columbia Business School Research Paper*, (12/37).
- Cadieux, P. et al., 2020: Projected effects of climate change on boreal bird community accentuated by anthropogenic disturbances in western boreal forest, Canada. *Diversity and Distributions*, **26**(6), 668-682, doi:<https://doi.org/10.1111/ddi.13057>.
- Caffrey, R. L. B. and C. H. Hoffman, 2018: Sea Level Rise and Storm Surge Projections for the National Park Service.
- Cai, Y. et al., 2015: Environmental tipping points significantly affect the cost-benefit assessment of climate policies. *Proceedings of the National Academy of Sciences*, **112**(15), 4606-4611, doi:10.1073/pnas.1503890112.
- Cajete, G., 1999: *Native science: Natural laws of interdependence*. Clear Light Publishers, Sana Fe.
- Calderón-García, J. O., A. I. Monterroso-Rivas and J. D. Gómez-Díaz, 2015: Cambio climático en el Centro de México: impacto en la producción de cebada (*Hordeum vulgare*) en Tlaxcala. *Ra Ximhai*, **11**(5), 37-46.
- California Department of Food and Agriculture, 2017: *California Agricultural Production Statistics*. Available at: <https://www.cdfa.ca.gov/statistics/> (accessed 2004/2/19).
- California Department of Water Resources, 2018: *FLOOD-MAR White Paper: Using Flood Water for Managed Aquifer Recharge to Support Sustainable Water Resources*, Resources, D. o. W., 56 pp.
- California Department of Water Resources, 2019: *Climate Action Plan, Phase 3: Climate Change Vulnerability Assessment*, Resources, D. o. W., 153 pp. Available at: <https://water.ca.gov/-/media/DWR-Website/Web-Pages/Programs/All-Programs/Climate-Change-Program/Climate-Action-Plan/Files/CAP-III-Vulnerability-Assessment.pdf?la=en&hash=7DF13A5B51C4B4FA808166C596F7EAE67ED58AC5>.
- California Natural Resources Agency, California Environmental Protection Agency and California Department of Food and Agriculture, 2020: 2020 Water Resilience Portfolio July 2020- in Response to Executive Order N-10-19. State of California, Sacramento, CA, 148 pp.
- California State Water Resources Control Board, 2021: *Drinking Water Needs Assessment*. California Environmental Protection Agency, 332 pp. Available at: https://www.waterboards.ca.gov/drinking_water/certlic/drinkingwater/documents/needs/2021_needs_assessment.pdf.
- Callegary, J. B. et al., 2018: Findings and lessons learned from the assessment of the Mexico-United States transboundary San Pedro and Santa Cruz aquifers: The utility of social science in applied hydrologic research. *Journal of Hydrology-Regional Studies*, **20**, 60-73, doi:10.1016/j.ejrh.2018.08.002.
- Calleja-Reina, M. (ed.), La comunicación institucional en la gestión de crisis: Cómo minimizar los riesgos del huracán Patricia (México). I Congreso Internacional Comunicación y Pensamiento. Comunicracia y Desarrollo Social.

- Calliari, E., M. Michetti, L. Farnia and E. Ramieri, 2019: A network approach for moving from planning to implementation in climate change adaptation: Evidence from southern Mexico. *Environmental Science & Policy*, **93**, 146-157, doi:10.1016/j.envsci.2018.11.025.
- Callison, C., 2015: *How climate change comes to matter: The communal life of facts*. Duke University Press, Durham, NC.
- Camacho-Villa, T. C. et al., 2021: Mayan traditional knowledge on weather forecasting: Who contributes to whom in coping with climate change? *Frontiers in Sustainable Food Systems*, **5**, 618453, doi:10.3389/fsufs.2021.618453.
- Cameron, L., D. Courchene, S. Ijaz and I. Mauro, 2019: The Turtle Lodge: sustainable self-determination in practice. *AlterNative: An International Journal of Indigenous Peoples*, **15**(1), 13-21, doi:10.1177/1177180119828075.
- Campo Caap, 2018: *Campo climate adaptation action plan*. Available at: <https://documentcloud.adobe.com/link/track?uri=urn%3Aaid%3Aascds%3AUS%3Aded4a635-d313-45b0-b65b-3f7c87a60201 - pageNum=1>.
- Canadian Council of Forest Ministers, 2016: *Canadian Wildland Fire Strategy. A 10-Year Review and Renewed Call to Action*. Wildland Fire Management Group, CCFM, Canada, N. R., Ottawa, ON. Available at: <http://cfs.nrcan.gc.ca/pubwarehouse/pdfs/37108.pdf>.
- Canadian Institute for Climate Choices, 2020: *Tip of the iceberg*. Available at: <https://climatechoices.ca/wp-content/uploads/2020/12/Tip-of-the-Iceberg--CoCC-Institute-Full.pdf>.
- Cannon, C., K. F. Gotham, K. Lauve-Moon and B. Powers, 2020: The climate change double whammy: Flood damage and the determinants of flood insurance coverage, the case of post-Katrina New Orleans. *Climate Risk Management*, **27**, 100210.
- Cannon, T. and D. Müller-Mahn, 2010: Vulnerability, Resilience and Development Discourses in Context of Climate Change. **55**.
- Cantú, C., 2016: Responses of Southern California's Urban Water Sector to Changing Stresses and Increased Uncertainty: Innovative Approaches. In: *Water Policy and Planning in a Variable and Changing Climate* [Miller, K. A., A. F. Hamlet, D. S. Kenney and K. T. Redmond (eds.)]. CRC Press - Taylor & Francis Group, Boca Raton, FL, pp. 276-288. ISBN 9781482227970.
- Carbon Disclosure Project, 2013: *Metals & Mining: a sector under water pressure. Analysis for institutional investors of critical issues facing the industry*. London, United Kingdom. Available at: <https://www.cdp.net/es/reports/downloads/897>.
- Cardinael, R. et al., 2017: Increased soil organic carbon stocks under agroforestry: A survey of six different sites in France. *Agriculture, Ecosystems and Environment*, **236**, 243-255, doi:10.1016/j.agee.2016.12.011.
- Carleton, W. C., D. Campbell and M. Collard, 2017: Increasing temperature exacerbated Classic Maya conflict over the long term. *Quat. Sci. Rev.*, **163**, 209-218, doi:10.1016/j.quascirev.2017.02.022.
- Carlisle, D. M. et al., 2019: *Flow modification in the Nation's streams and rivers: U.S. Geological Survey Circular 1461* 75 pp. Available at: <https://doi.org/10.3133/cir1461>.
- Carmona-Castro, O., D. A. Moo-Llanes and J. M. Ramsey, 2018: Impact of climate change on vector transmission of *Trypanosoma cruzi* (Chagas, 1909) in North America. *Medical and Veterinary Entomology*, **32**(1), 84-101, doi:10.1111/mve.12269.
- Carozza, D. A., D. Bianchi and E. D. Galbraith, 2019: Metabolic impacts of climate change on marine ecosystems: Implications for fish communities and fisheries. *Global Ecology and Biogeography*, **28**(2), 158-169, doi:10.1111/geb.12832.
- Carroll, C., S. A. Parks, S. Z. Dobrowski and D. R. Roberts, 2018: Climatic, topographic, and anthropogenic factors determine connectivity between current and future climate analogs in North America. *Glob. Chang. Biol.*, **24**(11), 5318-5331, doi:10.1111/gcb.14373.
- Carter, L. et al., 2018: *Chapter 19: Southeast* [Reidmiller, D. R., C.W. Avery, D.R. Easterling, K.E. Kunkel, K.L.M. Lewis, T.K. Maycock and B. C. Stewart (eds.)]. Impacts, Risks, and Adaptation in the United States: Fourth National Climate Assessment, Volume II U.S. Global Change Research Program, Washington, DC, USA, 734-808 pp. Available at: <http://dx.doi.org/10.7930/nca4.2018.ch19>.
- Cassman, K. G. and P. Grassini, 2020: A global perspective on sustainable intensification research. *Nature Sustainability*, **3**(4), 262-268, doi:10.1038/s41893-020-0507-8.
- Castro, J. A. G. and S. L. R. De Robles, 2019: Climate change and flood risk: vulnerability assessment in an urban poor community in Mexico. *Environment and Urbanization*, **31**(1), 75-92, doi:10.1177/0956247819827850.
- Cavanaugh, K. C. et al., 2014: Poleward expansion of mangroves is a threshold response to decreased frequency of extreme cold events. *Proc. Natl. Acad. Sci. U. S. A.*, **111**(2), 723-727, doi:10.1073/pnas.1315800111.
- Cavole, L. M. et al., 2016: Biological impacts of the 2013--2015 warm-water anomaly in the Northeast Pacific: Winners, losers, and the future. *Oceanography*, **29**(2), 273-285.
- CBCL, 2017: *Truro Flood Risk Study*. CBCL Limited Consulting Engineers, Halifax. Available at: <https://www.cens.org/flood>.
- CENR, 2010: *Scientific Assessment of Hypoxia in U.S. Coastal Waters*. Interagency Working Group on Harmful Algal Blooms, Hypoxia, and Human Health of the Joint Subcommittee on Ocean Science and Technology, Washington, D.C., 164 pp. Available at: <https://obamawhitehouse.archives.gov/sites/default/files/microsites/ostp/hypoxia-report.pdf>.

- Chan, F. T. et al., 2019: Climate change opens new frontiers for marine species in the Arctic: Current trends and future invasion risks. *Global Change Biology*, **25**(1), 25-38, doi:10.1111/gcb.14469.
- Chapra, S. C. et al., 2017: Climate change impacts on harmful algal blooms in US Freshwaters: a screening-level assessment. *Environ. Sci. Technol.*, **51**(16), 8933-8943.
- Charlebois, S. and A. Summan, 2015: Determinants of future microbial food safety in Canada for risk communication. *Journal of Food Safety*, **35**(3), 303-317, doi:10.1111/jfs.12172.
- Chasco, B. E. et al., 2017: Competing tradeoffs between increasing marine mammal predation and fisheries harvest of Chinook salmon. *Sci. Rep.*, **7**(1), 15439, doi:10.1038/s41598-017-14984-8.
- Chaste, E. et al., 2019: Increases in heat-induced tree mortality could drive reductions of biomass resources in Canada's managed boreal forest. *Landsc. Ecol.*, **34**(2), 403-426, doi:10.1007/s10980-019-00780-4.
- Chaumont, D., 2014: A guidebook on climate scenarios: Using climate information to guide adaptation research and decisions. *Ouranos, Canada*.
- Chavarria, S. B. and D. S. Gutzler, 2018: Observed Changes in Climate and Streamflow in the Upper Rio Grande Basin. *Journal of the American Water Resources Association*, **54**(3), 644-659, doi:10.1111/1752-1688.12640.
- Chen, C. et al., 2016: Measuring the adaptation gap: A framework for evaluating climate hazards and opportunities in urban areas. *Environ. Sci. Policy*, **66**, 403-419, doi:10.1016/j.envsci.2016.05.007.
- Chen, C. C. et al., 2013: Climate change and West Nile Virus in a highly endemic region of North America. *International Journal of Environmental Research and Public Health*, **10**(7), 3052-3071, doi:10.3390/ijerph10073052.
- Chen, T. H., X. Li, J. Zhao and K. Zhang, 2017: Impacts of cold weather on all-cause and cause-specific mortality in Texas, 1990–2011. *Environmental Pollution*, **225**, 244-251, doi:10.1016/j.envpol.2017.03.022.
- Chen, Y. et al., 2021: Future increases in Arctic lightning and fire risk for permafrost carbon. *Nature Climate Change*, 1-7.
- Cheng, A. et al., 2017: Analyzing the potential risk of climate change on Lyme disease in Eastern Ontario, Canada using time series remotely sensed temperature data and tick population modelling. *Remote Sensing*, **9**(6), 609, doi:10.3390/rs9060609.
- Cheong, S.-M. et al., 2013: Coastal adaptation with ecological engineering. *Nature Climate Change*, **3**(9), 787-791, doi:10.1038/nclimate1854.
- Cherry, N. and W. Haynes, 2017: Effects of the Fort McMurray wildfires on the health of evacuated workers: follow-up of 2 cohorts. *CMAJ open*, **5**(3), E638.
- Cheung, W. W. and T. L. Frölicher, 2020: Marine heatwaves exacerbate climate change impacts for fisheries in the northeast Pacific. *Sci Rep*, **10**(1), 1-10.
- Cheung, W. W. L., 2018: The future of fishes and fisheries in the changing oceans. *Journal of Fish Biology*, **92**(3), 790-803, doi:10.1111/jfb.13558.
- Chief, K., A. Meadow and K. Whyte, 2016: Engaging southwestern tribes in sustainable water resources topics and management. *Water*, **8**(8), 350-350, doi:10.3390/w8080350.
- Chinn, S., P. S. Hart and S. Soroka, 2020: Politicization and Polarization in Climate Change News Content, 1985-2017. *Science Communication*, **42**(1), 112-129.
- Chinowsky, P. et al., 2019: Impacts of climate change on operation of the US rail network. *Transport Policy*, **75**, 183-191, doi:10.1016/j.tranpol.2017.05.007.
- Chisholm Hatfield, S. et al., 2018: Indian time: time, seasonality, and culture in Traditional Ecological Knowledge of climate change. *Ecological Processes*, **7**(1), 25, doi:10.1186/s13717-018-0136-6.
- Cho, S. J. and B. A. McCarl, 2017: Climate change influences on crop mix shifts in the United States. *Sci Rep*, **7**, 40845-40845.
- Choi, T., 2020: Maritime Militarization in the Arctic: Identifying Civil-Military Dependencies. In: *Arctic Yearbook 2020* [Heininen, L., H. Exner-Pirot and J. Barnes (eds.)]. Arctic Portal, Akureyri, Iceland, pp. 60-78.
- Christianson, A. C., T. K. McGee and N. Whitefish Lake First, 2019a: Wildfire evacuation experiences of band members of Whitefish Lake First Nation 459, Alberta, Canada. *Natural Hazards*, **98**, 9-29, doi:10.1007/s11069-018-3556-9.
- Christianson, K. R., B. M. Johnson, M. B. Hooten and J. J. Roberts, 2019b: Estimating lake-climate responses from sparse data: An application to high elevation lakes. *Limnology and Oceanography*, **64**(3), 1371-1385, doi:10.1002/lno.11121.
- Chryst, B. et al., 2018: Global warming's "Six Americas Short Survey": Audience segmentation of climate change views using a four question instrument. *Environmental Communication*, **12**(8), 1109-1122.
- Cinner, J. E. et al., 2016: Bright spots among the world's coral reefs. *Nature*, **535**(7612), 416-419, doi:10.1038/nature18607.
- Cisneros-Mata, M. A. et al., 2019: Fisheries governance in the face of climate change: Assessment of policy reform implications for Mexican fisheries. *PLoS ONE*, **14**(10), 1-19, doi:10.1371/journal.pone.0222317.
- City of Norfolk Virginia, 2014: *Coastal Resilience Strategy*. Virginia, C. o. N., Norfolk, VA, 14 pp. Available at: <https://www.google.com/url?sa=t&rct=j&q=&esrc=s&source=web&cd=&ved=2ahUKEwiyrpW-7tzyAhWEt54KHQ6rAgoQFnoECAMQAQ&url=https%3A%2F%2Fwww.norfolk.gov%2FDocumentCenter%2FView%2F16292%2FCoastal-Resilience-Strategy-Report-to-Residents-%3FbidId%3D&usg=AOvVaw2vmS8Wnb2cdPxNIquFCp6r>.

- City of San Francisco, 2016: *San Francisco Sea Level Rise Action Plan*. Francisco, C. a. C. o. S., San Francisco, CA, 100 pp. Available at: https://sfplanning.s3.amazonaws.com/default/files/plans-and-programs/planning-for-the-city/sea-level-rise/160309_SLRAP_Final_ED.pdf.
- City of Saskatoon, 2019: *Corporate climate adaptation strategy. Local actions: Saskatoon's Adaptation Strategy (Part Two)*. Available at: https://www.saskatoon.ca/sites/default/files/images/local_actions_report-ccas-disclaimer.pdf.
- City of Seattle, 2017: *Preparing for Climate Change*. Environment, S. O. i. o. S., Seattle, WA, 82 pp. Available at: https://www.seattle.gov/Documents/Departments/Environment/ClimateChange/SEAClimatePreparedness_August2017.pdf.
- City of Selkirk, 2019: *Climate adaptation stra.* Available at: <https://www.myselkirk.ca/wp-content/uploads/2019/07/Climate-Change-Adaptation-Strategy-Final-May2019.pdf>.
- City of Surrey, 2019: *Coastal Flood Adaptation Strategy*. Available at: <https://www.surrey.ca/sites/default/files/media/documents/CFASFinalReportNov2019.pdf>.
- City of Toronto, 2019: *Hot weather response framework*. 12 pp. Available at: https://www.toronto.ca/wp-content/uploads/2019/05/9030-2019-HWR-Framework-updated-05-22-19.AODA_.pdf.
- Claggett, S. and R. Morgan, 2018: USFS Looks to the Future in Upcoming Forests to Faucets Analysis. *Journal American Water Works Association*, **110**(7), 41-47, doi:10.1002/awwa.1114.
- Clamen, M. and D. Macfarlane, 2018: Plan 2014: The historical evolution of Lake Ontario–St. Lawrence River regulation. *Canadian Water Resources Journal/Revue canadienne des ressources hydriques*, **43**(4), 416-431.
- Claret, M. et al., 2018: Rapid coastal deoxygenation due to ocean circulation shift in the NW Atlantic. *Nat. Clim. Chang.*, **8**(10), 866-872, doi:10.1038/s41558-018-0263-1.
- Clayton, S., 2020: Climate anxiety: Psychological responses to climate change. *Journal of Anxiety Disorders*, **74**, 102263, doi:10.1016/j.janxdis.2020.102263.
- Clements, J. C. and T. Chopin, 2017: Ocean acidification and marine aquaculture in North America: potential impacts and mitigation strategies. *Reviews in Aquaculture*, **9**(4), 326-341, doi:10.1111/raq.12140.
- Climate-Safe Infrastructure Working Group, 2018: *Paying it forward: The path toward climate-safe infrastructure in California*. Available at: http://resources.ca.gov/docs/climate/ab2800/AB2800_Climate-SafeInfrastructure_FinalWithAppendices.pdf.
- Cochran, P. et al., 2013: Indigenous frameworks for observing and responding to climate change in Alaska. *CLIMATIC CHANGE*, **120**(3, SI), 557-557, doi:10.1007/s10584-013-0735-2.
- Coffey, R. et al., 2019: A review of water quality responses to air temperature and precipitation changes 2: nutrients, algal blooms, sediment, pathogens. *JAWRA Journal of the American Water Resources Association*, **55**(4), 844-868.
- Cohen, S., G. Koshida and L. Mortsch, 2015: Climate and water availability indicators in Canada: Challenges and a way forward. Part III–Future scenarios. *Canadian Water Resources Journal/Revue canadienne des ressources hydriques*, **40**(2), 160-172.
- Cohen, W. B. et al., 2016: Forest disturbance across the conterminous United States from 1985–2012: the emerging dominance of forest decline. *Forest Ecology and Management*, **360**, 242-252.
- Colacito, R., B. Hoffmann, T. Phan and T. Sablik, 2018: The Impact of Higher Temperatures on Economic Growth. *Federal Reserve Bank of Richmond Economic Brief*, (August), 5.
- Collins, T. W. and B. Bolin, 2009: Situating hazard vulnerability: people's negotiations with wildfire environments in the US Southwest. *Environmental Management*, **44**(3), 441-455.
- Cologna, V. and M. Siegrist, 2020: The role of trust for climate change mitigation and adaptation behaviour: A meta-analysis. *Journal of Environmental Psychology*, **69**, 101428, doi:<https://doi.org/10.1016/j.jenvp.2020.101428>.
- Colombi, B. J., 2012: Salmon and the adaptive capacity of Nimiipuu (Nez Perce) culture to cope with change. *American Indian Quarterly*, **36**(1), 75-97, doi:10.5250/amerindiquar.36.1.0075.
- Colón-González, F. J., C. Fezzi, I. R. Lake and P. R. Hunter, 2013a: The Effects of Weather and Climate Change on Dengue. *PLoS Neglected Tropical Diseases*, **7**(11), e2503-e2503, doi:10.1371/journal.pntd.0002503.
- Colón-González, F. J., C. Fezzi, I. R. Lake and P. R. Hunter, 2013b: The effects of weather and climate change on dengue. *PLoS Neglected Tropical Diseases*, **7**(11), e2503, doi:10.1371/journal.pntd.0002503.
- Colorado River Basin Stakeholders, 2015: Colorado River Basin Stakeholders Moving Forward to Address Challenges Identified in the Colorado River Basin Water Supply and Demand Study, Phase 1 Report. Bureau of Reclamation, Washington, D. C., 452 pp. pp.
- Colorado State Government, 2015: *Colorado's Water Plan*. Government, C. S., 567 pp. Available at: <https://www.colorado.gov/pacific/sites/default/files/CWP2016.pdf>.
- Colorado Water Conservation Board, 2020: Alternative Transfer Methods in Colorado -- Status Update, Framework for Continued Support, and Recommendations for CWCB Action, Denver, CO, 87 pp. pp.
- CONAGUA, 2015: *Reseña del huracán "Patricia" del Oceano Pacífico*, Comisión Nacional del Agua, S. M. N., Comisión Nacional del Agua, Servicio Metereológico Nacional. Available at: <https://smn.conagua.gob.mx/es/ciclones-tropicales/informacion-historica>.
- CONAGUA, 2016: *Huracán "Newton" del Oceano Pacífico*, Comisión Nacional del Agua, S. M. N., Comisión Nacional del Agua, Servicio Metereológico Nacional. Available at: <https://smn.conagua.gob.mx/es/ciclones-tropicales/informacion-historica>.

- Confederated Tribes of the Umatilla Indian Reservation, 2016: *Umatilla Indian Reservation hazard mitigation plan*. Available at: <https://ctuir.org/media/xydmr1pt/ctuir-hazard-mitigation-plan-part-a.pdf>.
- Constant, K. and M. Davin, 2019: *Unequal Vulnerability to Climate Change and the Transmission of Adverse Effects Through International Trade*. vol. 74, 727-759 pp. ISBN 0123456789.
- Coogan, S. C., F.-N. Robinne, P. Jain and M. D. Flannigan, 2019: Scientists' warning on wildfire—a Canadian perspective. *Canadian Journal of Forest Research*, **49**(9), 1015-1023.
- Cook, B. I., T. R. Ault and J. E. Smerdon, 2015: Unprecedented 21st century drought risk in the American Southwest and Central Plains. *Sci Adv*, **1**(1), e1400082, doi:10.1126/sciadv.1400082.
- Cook, J. and S. Lewandowsky, 2016: Rational irrationality: Modeling climate change belief polarization using Bayesian networks. *Topics in cognitive science*, **8**(1), 160-179.
- Cook, J., S. Lewandowsky and U. K. Ecker, 2017: Neutralizing misinformation through inoculation: Exposing misleading argumentation techniques reduces their influence. *PloS one*, **12**(5), e0175799.
- Cook, J. et al., 2013: Quantifying the consensus on anthropogenic global warming in the scientific literature. *Environmental Research Letters*, **8**(2), 024024, doi:10.1088/1748-9326/8/2/024024.
- Cook, J. et al., 2016: Consensus on consensus: a synthesis of consensus estimates on human-caused global warming. *Environmental Research Letters*, **11**(4), 048002.
- Cooley, C., 2021: *List of Tribal hazard mitigation plans and hazards included*. Institute for Tribal Environmental Professionals, Northern Arizona University.
- Cooley, H., 2016: California's Irrigated Agriculture and Innovations in Adapting to Water Scarcity. In: *Water Policy and Planning in a Variable and Changing Climate* [Miller, K. A., A. F. Hamlet, D. S. Kenney and K. T. Redmond (eds.)]. CRC Press - Taylor & Francis Group, Boca Raton, FL, pp. 261-274.
- Cooley, S. R. et al., 2015: An Integrated Assessment Model for Helping the United States Sea Scallop (*Placopecten magellanicus*) Fishery Plan Ahead for Ocean Acidification and Warming. *PLOS ONE*, **10**(5), e0124145, doi:10.1371/journal.pone.0124145.
- Coop, J. D. et al., 2020: Wildfire-Driven Forest Conversion in Western North American Landscapes. *BioScience*, **70**(8), 659-673, doi:10.1093/biosci/biaa061.
- Cooper, M. G., A. W. Nolin and M. Safeeq, 2016: Testing the recent snow drought as an analog for climate warming sensitivity of Cascades snowpacks. *Environ. Res. Lett.*, **11**(8), doi:10.1088/1748-9326/11/8/084009.
- Copland, L., J. Dawson and A. Cook, 2019: *Impacts of Climate Change on Navigational Choke Points for Ships Operating in the Canadian Arctic*. Innovation and Policy Branch of Transport Canada, Ottawa, ON. Available at: https://www.google.com/url?sa=t&rct=j&q=&esrc=s&source=web&cd=&cad=rja&uact=8&ved=2ahUKEwidqoSAs-TsAhVzOX0KHU7xAHwQFjAAegQIBRAC&url=https%3A%2F%2Ftcd.docs.ingeniumcanada.org%2Fsites%2Fdefault%2Ffiles%2F2020-03%2FImpacts%20of%20Climate%20Change%20on%20Navigational%20Choke%20Points%20for%20Ships%20Operating%20in%20the%20Canadian%20Arctic%20-%20full%20report.pdf&usq=AOvVaw1w-d9_upLgJVIp1up1il3J.
- Copland, L. et al., 2021: Changes in shipping navigability in the Canadian Arctic between 1972 and 2016. *FACETS*, **6**, 1069-1087, doi:10.1139/facets-2020-0096.
- Corkeron, P. et al., 2018: The recovery of North Atlantic right whales, *Eubalaena glacialis*, has been constrained by human-caused mortality. *R Soc Open Sci*, **5**(11), 180892, doi:10.1098/rsos.180892.
- Corner, A. et al., 2015: How do young people engage with climate change? The role of knowledge, values, message framing, and trusted communicators. *Wiley Interdisciplinary Reviews: Climate Change*, **6**(5), 523-534.
- Corn tassel, J. and C. Bryce, 2012: Practicing sustainable self-determination: Indigenous approaches to cultural restoration and revitalization. *Brown Journal of World Affairs*, **18**(2), 151-162.
- Corona-Jimenez, M. A., 2018: Knowledge, perception and readiness to face the climate change in a growing population, the returning migrants. *Estudios sociales. Revista de alimentación contemporánea y desarrollo regional*, **28**(2), 1-28, doi: <https://doi.org/10.24836/es.v28i52.578>
- Cosens, B., A. Fremier, N. Bankes and J. Abatzoglou, 2016: The Columbia River Treaty and the Dynamics of Transboundary Water Negotiations in a Changing Environment: How Might Climate Change Alter the Game? In: *Water Policy and Planning in a Variable and Changing Climate* [Miller, K. A., A. F. Hamlet, D. S. Kenney and K. T. Redmond (eds.)]. CRC Press, Taylor and Francis Group, Boca Raton, FL, pp. 185-206. ISBN 9781482227970.
- Cosens, B. A., L. Gunderson and B. C. Chaffin, 2018: Introduction to the Special Feature Practicing Panarchy: Assessing legal flexibility, ecological resilience, and adaptive governance in regional water systems experiencing rapid environmental change. *Ecol. Soc.*, **23**(1), doi:10.5751/es-09524-230104.
- Costello, C. et al., 2020: The future of food from the sea. *Nature*, (June), doi:10.1038/s41586-020-2616-y.
- Costinot, A., D. Donaldson and C. Smith, 2016: Evolving comparative advantage and the impact of climate change in agricultural markets: evidence from 1.7 million fields around the world. *J Polit Econ*, **124**(1), 205-248.
- Cottrell, R. S. et al., 2019: Food production shocks across land and sea. *Nature Sustainability*, **2**(2), 130-137, doi:10.1038/s41893-018-0210-1.
- Coulthard, G. S., 2014: *Red skin, white masks: Rejecting the colonial politics of recognition*. University of Minnesota Press, Minneapolis.
- Council of Canadian Academies, 2016: *Commercial Marine Shipping Accidents: Understanding The Risks In Canada, Workshop Report*. . Ottawa (ON), Canada.

- Council of Canadian Academies, 2019: *Canada's Top Climate Change Risks*. The Expert Panel on Climate Change Risks and Adaptation Potential, Council of Canadian Academies, Ottawa (ON), Canada.
- Cousins, J. J., 2021: Justice in nature-based solutions: Research and pathways. *Ecological Economics*, **180**, 106874, doi:<https://doi.org/10.1016/j.ecolecon.2020.106874>.
- Cousins, M., J. M. Sargeant, D. Fisman and A. L. Greer, 2019: Modelling the transmission dynamics of *Campylobacter* in Ontario, Canada, assuming house flies, *Musca domestica*, are a mechanical vector of disease transmission. *Royal Society Open Science*, **6**(2), 181394, doi:10.1098/rsos.181394.
- Cozzetto, K. et al., 2013a: Climate change impacts on the water resources of American Indians and Alaska Natives in the U.S. *Climatic Change*, **120**(3), 569-584, doi:10.1007/s10584-013-0852-y.
- Cozzetto, K. et al., 2013b: Climate change impacts on the water resources of American Indians and Alaska Natives in the U.S. *Climatic Change*, **120**(3), 569-584, doi:10.1007/s10584-013-0852-y.
- Cozzetto, K., C. Cooley and A. Taylor, 2021a: Drinking water infrastructure. In: *Status of tribes and climate change report* [Marks-Marino, D. (ed.)]. Institute for Tribal Environmental Professionals, Northern Arizona University, Flagstaff, AZ, pp. 142-158.
- Cozzetto, K., D. Marks-Marino and Status of Tribes Climate Change Working Group, 2021b: Executive summary. In: *Status of tribes and climate change report* [Marks-Marino, D. (ed.)]. Institute for Tribal Environmental Professionals, Northern Arizona University, Flagstaff, AZ.
- CPRA, 2021: 2023 Coastal Master Plan. Available at: <https://coastal.la.gov/our-plan/2023-coastal-master-plan/>.
- Craft, A., 2014: Living treaties, breathing research. *Canadian Journal of Women and the Law*, **26**(1), 1-22, doi:10.3138/cjwl.26.1.1.
- Crausbay, S. D. et al., 2020: Unfamiliar Territory: Emerging Themes for Ecological Drought Research and Management. *One Earth*, **3**(3), 337-353.
- Crausbay, S. D. et al., 2017: Defining Ecological Drought for the Twenty-First Century. *Bull. Am. Meteorol. Soc.*, **98**(12), 2543-2550, doi:10.1175/BAMS-D-16-0292.1.
- Cross, S. F., M. Flaherty and A. Byrne, 2016: *Diversification of Aquaculture in North America*. FAO, Rome, Italy. Available at: https://www.researchgate.net/profile/Malcolm_Beveridge/publication/320546704_Planning_for_aquaculture_diversification_the_importance_of_climate_change_and_other_drivers/links/59eb0d72a6fdcecf8b08ee0/Planning-for-aquaculture-diversification-the-importance-of-climate-change-and-other-drivers.pdf - page=103.
- Crozier, L. G. et al., 2021: Climate change threatens Chinook salmon throughout their life cycle. *Communications biology*, **4**(1), 1-14.
- Crozier, L. G. et al., 2019: Climate vulnerability assessment for Pacific salmon and steelhead in the California Current Large Marine Ecosystem. *PloS one*, **14**(7), e0217711.
- Cruz, A. M. and E. Krausmann, 2013: Vulnerability of the oil and gas sector to climate change and extreme weather events. 41-53, doi:10.1007/s10584-013-0891-4.
- Cui, Y. F., D. Q. Cheng and D. V. Chan, 2019: Investigation of Post-Fire Debris Flows in Montecito. *ISPRS Int. Geo-Inf.*, **8**(1), 18, doi:10.3390/ijgi8010005.
- Cunningham, C. J., P. A. H. Westley and M. D. Adkison, 2018: Signals of large scale climate drivers, hatchery enhancement, and marine factors in Yukon River Chinook salmon survival revealed with a Bayesian life history model. *Glob. Chang. Biol.*, doi:10.1111/gcb.14315.
- Cunningham Kain, M., A. E. Pop Ac and U. N. Permanent Forum on Indigenous Issues Secretariat, 2013: Study on the knowledge, history and contemporary social circumstances of indigenous peoples are embedded in the curricula of education systems. United Nations, New York, 19 pp.
- Cunsolo, A. and N. R. Ellis, 2018: Ecological grief as a mental health response to climate change-related loss. *Nature Climate Change*, **8**(4), 275-281, doi:10.1038/s41558-018-0092-2.
- Cunsolo, A. et al., 2020: Ecological grief and anxiety: the start of a healthy response to climate change? *Lancet Planetary Health*, **4**(7), E261-E263, doi:10.1016/S2542-5196(20)30144-3.
- Cunsolo Willox, A. et al., 2013: Climate change and mental health: An exploratory case study from Rigolet, Nunatsiavut, Canada. *Climatic Change*, **121**(2), 255-270, doi:10.1007/s10584-013-0875-4.
- Cunsolo Willox, A. et al., 2014: Examining relationships between climate change and mental health in the Circumpolar North. *Regional Environmental Change*, **15**, 169-182, doi:10.1007/s10113-014-0630-z.
- Cunsolo Willox, A. et al., 2015: Examining relationships between climate change and mental health in the Circumpolar North. *Regional Environmental Change*, **15**(1), 169-182, doi:10.1007/s10113-014-0630-z.
- Curley, A., 2019: Unsettling Indian Water Settlements: The Little Colorado River, the San Juan River, and Colonial Enclosures. *Antipode*, **0**, 1-19, doi:10.1111/anti.12535.
- Curry, C. L., S. U. Islam, F. W. Zwiers and S. J. Déry, 2019: Atmospheric Rivers Increase Future Flood Risk in Western Canada's Largest Pacific River. *Geophysical Research Letters*, **46**(3), 1651-1661, doi:10.1029/2018GL080720.
- D'Orangeville, L. et al., 2016: Northeastern North America as a potential refugium for boreal forests in a warming climate. *Science*, **352**(6292), 1452-1455, doi:10.1126/science.aaf4951.
- D'Orangeville, L. et al., 2018: Beneficial effects of climate warming on boreal tree growth may be transitory. *Nature Communications*, **9**(1), doi:10.1038/s41467-018-05705-4.

- D'ulisse, N., 2019: It's hot today, eh? Montreal's 2018 heat wave from Urgences-santé's perspective. *Prehospital and Disaster Medicine*, **34**(s1), s29-s29, doi:10.1017/S1049023X19000773.
- Dahlke, F. T., S. Wohlrab, M. Butzin and H.-O. Pörtner, 2020: Thermal bottlenecks in the life cycle define climate vulnerability of fish. *Science*, **369**(6499), 65-70.
- Daigle, R., S. O'Carroll, L. Young and P. Paul, 2015: *Impacts of Climate Change and Sea Level Rise on the Mi'kmaq Communities of the Bras d'Or Lakes*. Resources, U. k. I. o. N., 88 pp. Available at: <http://www.dev.uinr.ca/wp-content/uploads/2015/07/Climate-Change-2015-Report-WEB-COMPRESSED-1.pdf>.
- Daigle, R. J., 2006: *Impacts of sea-level rise and climate change on the coastal zone of southeastern New Brunswick*. Environment Canada, Ottawa, ON, 644 pp. Available at: <https://publications.gc.ca/site/eng/9.667859/publication.html>.
- Davenport, F. V. B., Marshall Diffenbaugh, Noah S., 2021: Contribution of historical precipitation change to US flood damages. *PNAS (Proceedings of the National Academy of Sciences)*, **118**(4), doi:10.1073/pnas.2017524118.
- Davies, I. P., R. D. Haugo, J. C. Robertson and P. S. Levin, 2018: The unequal vulnerability of communities of color to wildfire. *PLoS one*, **13**(11), e0205825.
- Davies, J. B., 2020: Reforming Canada's Disaster Assistance Programs. *Canadian Public Policy*, **46**(2), 187-197.
- Davies, K. T. A. and S. W. Brilliant, 2019: Mass human-caused mortality spurs federal action to protect endangered North Atlantic right whales in Canada. *Mar. Policy*, **104**, 157-162, doi:10.1016/j.marpol.2019.02.019.
- Davis, H. and Z. Todd, 2017: On the Importance of a Date, or Decolonizing the Anthropocene. *ACME: An International E-Journal for Critical Geographies*, **16**(4).
- Davis, K. T. et al., 2019: Wildfires and climate change push low-elevation forests across a critical climate threshold for tree regeneration. *Proc. Natl. Acad. Sci. U. S. A.*, **116**(13), 6193-6198, doi:10.1073/pnas.1815107116.
- Dawson, J., M. Johnston and E. Stewart, 2017: The unintended consequences of regulatory complexity: The case of cruise tourism in Arctic Canada. *Marine Policy*, **76**, 71-78, doi:10.1016/j.marpol.2016.11.002.
- Dawson, J., M. E. Johnston and E. J. Stewart, 2014: Ocean & Coastal Management Governance of Arctic expedition cruise ships in a time of rapid environmental and economic change. *Ocean Coast. Manage.*, **89**, 88-99, doi:10.1016/j.ocecoaman.2013.12.005.
- Dawson, J. et al., 2018: Temporal and spatial patterns of ship traffic in the Canadian arctic from 1990 to 2015. *Arctic*, **71**(1), doi:10.14430/arctic4698.
- Dawson, J., D. Scott and G. McBoyle, 2009: Climate change analogue analysis of ski tourism in the northeastern USA. *Climate Research*, **39**(1), 1-9, doi:10.3354/cr00793.
- Dawson, T. et al., 2020: Coastal heritage, global climate change, public engagement, and citizen science. *Proceedings of the National Academy of Sciences*, **117**(15), 8280-8286.
- de Alba, F. and O. Castillo, 2014: "Después del desastre... Viene la informalidad" Una reflexión sobre las inundaciones en la metrópolis de Mexico. *Revista de Direito da Cidade*, **6**.
- de Koning, K. and T. Filatova, 2020: Repetitive floods intensify outmigration and climate gentrification in coastal cities. *Environmental Research Letters*, **15**(3), 034008, doi:10.1088/1748-9326/ab6668.
- DeBeer, C. M., H. S. Wheeler, S. K. Carey and K. P. Chun, 2016: Recent climatic, cryospheric, and hydrological changes over the interior of western Canada: a review and synthesis. *Hydrology and Earth System Sciences*, **20**(4), 1573-1598, doi:10.5194/hess-20-1573-2016.
- Degroot, D. et al., 2021: Towards a rigorous understanding of societal responses to climate change. *Nature*, **591**(7851), 539-550, doi:10.1038/s41586-021-03190-2.
- Delfino, R. et al., 2009: The relationship of respiratory and cardiovascular hospital admissions to the southern California wildfires of 2003. *Occupational and Environmental Medicine*, **66**(3), 189-197, doi:10.1136/oem.2008.041376.
- Derksen, C. et al., 2019: Chapter 5: Changes in snow, ice, and permafrost across Canada. In: *Canada's Changing Climate Report* [Bush, E. and D. S. Lemmen (eds.)]. Government of Canada, Ottawa, Ontario, pp. 194-260.
- Derner, J. et al., 2018: Vulnerability of grazing and confined livestock in the Northern Great Plains to projected mid- and late-twenty-first century climate. *Climatic Change*, **146**(1-2), 19-32, doi:10.1007/s10584-017-2029-6.
- Dettinger, M., B. Udall and A. Georgakakos, 2015: Western water and climate change. *Ecological Applications*, **25**(8(December 2015)), 2069-2093.
- Deutsch, C. et al., 2015a: Climate change tightens a metabolic constraint on marine habitats. *Science*, **348**(6239), 1132-1136, doi:10.1126/science.aaa1605.
- Deutsch, C. et al., 2015b: Climate change tightens a metabolic constraint on marine habitats. *Science*, **348**(6239), 1132, doi:10.1126/science.aaa1605.
- Deutsch, C. A. et al., 2018: Increase in crop losses to insect pests in a warming climate. *Science*, **361**(6405), 916-919, doi:10.1126/science.aat3466.
- DeWaard, J., J. E. Johnson and S. D. Whitaker, 2020: Out-migration from and return migration to Puerto Rico after Hurricane Maria: evidence from the consumer credit panel. *Population and Environment*, **42**(1), 28-42, doi:10.1007/s11111-020-00339-5.
- Dezutter, T. et al., 2019: Mismatch between microalgae and herbivorous copepods due to the record sea ice minimum extent of 2012 and the late sea ice break-up of 2013 in the Beaufort Sea. *Prog. Oceanogr.*, **173**, 66-77, doi:10.1016/j.pocean.2019.02.008.
- DFID, Sustainable Livelihoods Guidance Sheets Available at: <http://www.ennonline.net/resources/667>

- Diaz, H., M. Hurlbert and J. Warren (eds.), 2016: *Vulnerability and Adaptation to Drought: The Canadian Prairies and South America*, Energy, ecology, and the environment series, University of Calgary Press, Calgary, Alberta, 388 pp.
- Diaz-Castro, S., M. Moreno-Legorreta, A. Ortega-Rubio and V. Serrano-Pinto, 2017: Relation between dengue and climate trends in the northwest of Mexico. *Tropical Biomedicine*, **34**(1), 157-165.
- Dibike, Y. et al., 2012: Simulation of North American lake-ice cover characteristics under contemporary and future climate conditions. *International Journal of Climatology*, **32**(5), 695-709, doi:10.1002/joc.2300.
- Dibike, Y., T. Prowse, B. Bonsal and H. O'Neil, 2017: Implications of future climate on water availability in the western Canadian river basins. *International Journal of Climatology*, **37**(7), 3247-3263, doi:10.1002/joc.4912.
- Dietz, S., J. Rising, T. Stoerk and G. Wagner, 2021: Economic impacts of tipping points in the climate system. *Proceedings of the National Academy of Sciences*, **118**(34), e2103081118, doi:10.1073/pnas.2103081118.
- Dilling, L. et al., 2019: Is adaptation success a flawed concept? *Nature Climate Change*, **9**(8), 572-574.
- Ding, D. et al., 2011: Support for climate policy and societal action are linked to perceptions about scientific agreement. *Nature Climate Change*, **1**(9), 462.
- Ding, Q. et al., 2017: Influence of high-latitude atmospheric circulation changes on summertime Arctic sea ice. *Nat. Clim. Chang.*, **7**, 289, doi:10.1038/nclimate3241.
- Dittmer, K., 2013: Changing streamflow on Columbia basin tribal lands—climate change and salmon. *Climatic Change*, **120**(3), 627-627, doi:10.1007/s10584-013-0745-0.
- Dittrich, R., A. Wreford and D. Moran, 2016: A survey of decision-making approaches for climate change adaptation: Are robust methods the way forward? *Ecol. Econ.*, **122**, 79-89.
- Dobrowski, S. Z. et al., 2015: Forest structure and species traits mediate projected recruitment declines in western US tree species. *Global Ecology and Biogeography*, **24**(8), 917-927, doi:10.1111/geb.12302.
- Dodd, W. et al., 2018a: The summer of smoke: ecosocial and health impacts of a record wildfire season in the Northwest Territories, Canada. *The Lancet Global Health*, **6**(S30), doi:10.1016/S2214-109X(18)30159-1.
- Dodd, W. et al., 2018b: Lived experience of a record wildfire season in the Northwest Territories, Canada. *Canadian Journal of Public Health*, **109**(3), 327-337, doi:10.17269/s41997-018-0070-5.
- Dodson, M., 2007: UNPFII E/C.19/2007/10 Report on Indigenous Traditional Knowledge.
- Doll, J. E., B. Petersen and C. Bode, 2017: Skeptical but adapting: What Midwestern farmers say about climate change. *Weather, Climate, and Society*, **9**(4), 739-751.
- Domínguez, M., F. Cabranes, J. Pacheco and J. Argáez, 2020: Resiliencia social en contextos urbanos de vulnerabilidad. El caso de los grupos sin seguridad social en la ciudad de Mérida. In: *Expresiones de la segregación residencial y de la pobreza en contextos urbanos y metropolitanos* [Aguilar, A. and I. Escamilla (eds.)]. MAPorrúa and UNAM, México. ISBN 978-607-524-349-8.
- Domínguez, M., M. Rubiales and J. Bayona, 2018: Inmigración de calidad de vida y partial exit: un estudio a partir de los casos de Mérida (México) y Barcelona (España). *Revista Colombiana de Sociología*, **41**(1), 177-202.
- Donatti, C. I. et al., 2017: What information do policy makers need to develop climate adaptation plans for smallholder farmers? The case of Central America and Mexico. *Climatic Change*, **141**(1), 107-121, doi:10.1007/s10584-016-1787-x.
- Donatuto, J. et al., 2021: Health & Wellbeing. In: *Status of tribes and climate change report* [Marks-Marino, D. (ed.)]. Institute for Tribal Environmental Professionals, Northern Arizona University, Flagstaff, AZ, pp. 159-173.
- Donatuto, J. et al., 2020: The story of 13 moons: Developing an environmental health and sustainability curriculum founded on Indigenous first foods and technologies. *Sustainability*, **12**(21), 8913, doi:10.3390/su12218913.
- Doney, S. C. et al., 2007: Impact of anthropogenic atmospheric nitrogen and sulfur deposition on ocean acidification and the inorganic carbon system. *Proc. Natl. Acad. Sci. U. S. A.*, **104**(37), 14580-14585, doi:10.1073/pnas.0702218104.
- Dong, X. S. et al., 2019: Heat-related deaths among construction workers in the United States. *American Journal of Industrial Medicine*, **62**(12), 1047-1057, doi:10.1002/ajim.23024.
- Donnelly, J. P. et al., 2020: Climate and human water use diminish wetland networks supporting continental waterbird migration. *Global change biology*, **26**(4), 2042-2059.
- Donovan, V. M., C. L. Wonkka and D. Twidwell, 2017: Surging wildfire activity in a grassland biome. *Geophysical Research Letters*, **44**(12), 5986-5993, doi:10.1002/2017gl072901.
- Doolittle, A. A., 2010: The politics of Indigeneity: Indigenous strategies for inclusion in climate change negotiations. *Conservation and Society*, **8**(4), 286-291, doi:10.4103/0972-4923.78142.
- Doorn, N., 2019: How can resilient infrastructures contribute to social justice? Preface to the Special Issue of Sustainable and Resilient Infrastructure on resilient infrastructures and social justice. *Sustainable and Resilient Infrastructure*, 1-4, doi:10.1080/23789689.2019.1574515.
- Doran, P. T. and M. K. Zimmerman, 2009: Examining the scientific consensus on climate change. *Eos, Transactions American Geophysical Union*, **90**(3), 22-23.
- Doré, G., F. Niu and H. Brooks, 2016: Adaptation Methods for Transportation Infrastructure Built on Degrading Permafrost. *Permafrost and Periglacial Processes*, **27**(4), 352-364, doi:10.1002/ppp.1919.
- Dove, N. C. et al., 2020: High-severity wildfire leads to multi-decadal impacts on soil biogeochemistry in mixed-conifer forests. *Ecological Applications*, e02072.
- Dow, K. et al., 2013: Limits to adaptation. *Nature Climate Change*, **3**(4), 305-307, doi:10.1038/nclimate1847.

- Doyle, J. T. et al., 2018: Challenges and opportunities for tribal waters: Addressing disparities in safe public drinking water on the Crow reservation in Montana, USA. *International Journal of Environmental Research and Public Health*, **15**(4), 567, doi:10.3390/ijerph15040567.
- Doyle, J. T., M. H. Redsteer and M. J. Eggers, 2013: Exploring effects of climate change on Northern Plains American Indian health. *Climatic Change*, **120**, 643-655, doi:10.1007/s10584-013-0799-z.
- Doyle, M. P. et al., 2015: The food industry's current and future role in preventing microbial foodborne illness within the United States. *Clinical Infectious Diseases*, **61**(2), 252-259, doi:10.1093/cid/civ253.
- Drews, S. and J. C. Van den Bergh, 2016: What explains public support for climate policies? A review of empirical and experimental studies. *Clim. Policy*, **16**(7), 855-876.
- Druckman, J. N. and M. C. McGrath, 2019: The evidence for motivated reasoning in climate change preference formation. *Nat. Clim. Chang.*, **9**(2), 111-119, doi:10.1038/s41558-018-0360-1.
- Du, Q., A. M. Kim and Y. Zheng, 2017: Modeling multimodal freight transportation scenarios in Northern Canada under climate change impacts. *Research in Transportation Business and Management*, **23**, 86-96, doi:10.1016/j.rtbm.2017.02.002.
- Dudley, R. W. et al., 2017: Trends in snowmelt-related streamflow timing in the conterminous United States. *Journal of Hydrology*, **547**, 208-221, doi:10.1016/j.jhydrol.2017.01.051.
- Duffy-Anderson, J. T. et al., 2019: Responses of the Northern Bering Sea and Southeastern Bering Sea Pelagic Ecosystems Following Record-Breaking Low Winter Sea Ice. *Geophysical Research Letters*, doi:10.1029/2019gl083396.
- Dumont, C. et al., 2020: Climate change and risk of completed suicide. *Journal of Nervous and Mental Disease*, **208**(7), 559-565, doi:10.1097/NMD.0000000000001162.
- Dunlap, R. E., A. M. McCright and J. H. Yarosh, 2016: The political divide on climate change: Partisan polarization widens in the US. *Environment: Science and Policy for Sustainable Development*, **58**(5), 4-23.
- Dunn, D. C., S. M. Maxwell, A. M. Boustany and P. N. Halpin, 2016: Dynamic ocean management increases the efficiency and efficacy of fisheries management. *Proc. Natl. Acad. Sci. U. S. A.*, **113**(3), 668-673, doi:10.1073/pnas.1513626113.
- Dunning, N. P., T. P. Beach and S. Luzzadder-Beach, 2012: Kax and kol: collapse and resilience in lowland Maya civilization. *Proc. Natl. Acad. Sci. U. S. A.*, **109**(10), 3652-3657, doi:10.1073/pnas.1114838109.
- Duran-Encalada, J. A., A. Paucar-Caceres, E. Bandala and G. Wright, 2017: The impact of global climate change on water quantity and quality: A system dynamics approach to the US-Mexican transborder region. *European Journal of Operational Research*, **256**(2), 567-581.
- Durkalec, A., C. Furgal, M. W. Skinner and T. Sheldon, 2015: Climate change influences on environment as a determinant of Indigenous health: Relationships to place, sea ice, and health in an Inuit community. *Social Science & Medicine*, **136-137**, 17-26, doi:10.1016/j.socscimed.2015.04.026.
- Duro, J. A. and J. Turrión-Prats, 2019: Tourism seasonality worldwide. *Tourism Management Perspectives*, **31**, 38-53, doi:10.1016/J.TMP.2019.03.010.
- Eakin, H. et al., 2018: Agricultural change and resilience: Agricultural policy, climate trends and market integration in the Mexican maize system. *Anthropocene*, **23**, 43-52, doi:10.1016/j.ancene.2018.08.002.
- Easterling, D. R. et al., 2017: Precipitation change in the United States. In: *Climate Science Special Report: Fourth National Climate Assessment, Vol I* [Wuebbles, D. J., D. W. Fahey, K. A. Hibbard, D. J. Dokken, B. C. Stewart and T. K. Maycock (eds.)]. U.S. Global Change Research Program, Washington DC, USA, pp. 207-230.
- Eaton, J., S. Kortum, B. Neiman and J. Romalis, 2016: Trade and the Global Recession. *American Economic Review*, **106**(11), 3401-3438, doi:10.1257/aer.20101557.
- Ebi, K. L., 2015: Greater understanding is needed of whether warmer and shorter winters associated with climate change could reduce winter mortality. *Environmental Research Letters*, **10**(11), 111002, doi:10.1088/1748-9326/10/11/111002.
- Ebi, K. L. and D. Mills, 2013: Winter mortality in a warming climate: A reassessment. *Wiley Interdisciplinary Reviews: Climate Change*, **4**(3), 203-212, doi:10.1002/wcc.211.
- Edwin, S. G. and N. Mölders, 2018: Particulate matter exposure of rural interior communities as observed by the First Tribal Air Quality Network in the Yukon Flat. *Journal of Environmental Protection*, **9**, 1425-1448, doi:10.4236/jep.2018.913088.
- Eisen, L. and C. G. Moore, 2013: *Aedes* (Stegomyia) aegypti in the continental United States: A vector at the cool margin of its geographic range. *Journal of Medical Entomology*, **50**(3), 467-478, doi:10.1603/ME12245.
- Eisen, R. J., L. Eisen, N. H. Ogden and C. B. Beard, 2016: Linkages of weather and climate With *Ixodes scapularis* and *Ixodes pacificus* (Acari: Ixodidae), enzootic transmission of *Borrelia burgdorferi*, and Lyme Disease in North America. *Journal of Medical Entomology*, **53**(2), 250-261, doi:10.1093/jme/tjv199.
- Eisenberg, D. A., 2016: Transforming building regulatory systems to address climate change. *Building Research & Information*, **44**(5-6), 468-473, doi:10.1080/09613218.2016.1126943.
- Ekstrom, J. A. et al., 2015: Vulnerability and adaptation of US shellfisheries to ocean acidification. *Nature Climate Change*, **5**(3), 207-214, doi:10.1038/nclimate2508.
- Elias, E. et al., 2018: Vulnerability of field crops to midcentury temperature changes and yield effects in the Southwestern USA. *Climatic Change*, **148**(3), 403-417, doi:10.1007/s10584-017-2108-8.

- Emanuel, K., 2017: Assessing the present and future probability of Hurricane Harvey's rainfall. *Proc. Natl. Acad. Sci. U. S. A.*, **114**(48), 12681-12684, doi:10.1073/pnas.1716222114.
- Emanuel, R. E., 2019: Water in the Lumbee world: A river and its people in a time of change. *Environmental History*, **24**(1), 25-51, doi:10.1093/envhis/emy129.
- Emilsson, T. and Å. O. Sang, 2017: Impacts of climate change on urban areas and nature-based solutions for adaptation. Springer Open, London, UK, pp. 15-28.
- Enquist, C. A. F. et al., 2017: Foundations of translational ecology. *Frontiers in Ecology and the Environment*, **15**(10), 541-550, doi:10.1002/fee.1733.
- EPA, 2015a: *Climate Change in the United States: Benefits of Global Action*. US Environmental Protection Agency, Washington, DC. Available at: <https://www.epa.gov/sites/production/files/2015-07/documents/epa816r13006.pdf> (accessed 04/03/19).
- EPA, 2015b: *Flood Loss Avoidance Benefits of Green Infrastructure for Stormwater Management*. Agency, U. S. E. P., Washington, DC, 195 pp. Available at: <https://www.epa.gov/sites/default/files/2016-05/documents/flood-avoidance-green-infrastructure-12-14-2015.pdf>
- EPA, 2017: *Multi-Model Framework for Quantitative Sectoral Impacts Analysis: A Technical Report for the Fourth National Climate Assessment*. United States Environmental Protection Agency, O. o. A. P., EPA, 271 pp.
- EPA, 2021: Quinault Indian Nation Plans for Relocation. Available at: <https://www.epa.gov/arc-x/quinault-indian-nation-plans-relocation>.
- EPCCAR, 2018: *Measuring Progress on Adaptation and Climate Resilience: Recommendations to the Government of Canada*. Environment and Climate Change Canada, Ottawa, ON, 188-188 pp.
- Escalante-Sandoval, C. and P. Nuñez-Garcia, 2017: Meteorological drought features in northern and northwestern parts of Mexico under different climate change scenarios. *Journal of Arid Land*, **9**(1), 65-75, doi:10.1007/s40333-016-0022-y.
- Esperon-Rodriguez, M., M. Bonifacio-Bautista and V. L. Barradas, 2016: Socio-economic vulnerability to climate change in the central mountainous region of eastern Mexico. *Ambio*, **45**(2), 146-160, doi:10.1007/s13280-015-0690-4.
- Estrada, A. G., 2021: Climate Change and Great Power Competition in the Arctic. In: *Security in the Global Commons and Beyond* [Ramirez, J. M. and B. Bauza-Abril (eds.)]. Springer International Publishing, pp. 33-50. ISBN 978-3-030-67972-9.
- Estrada, F., W. J. W. Botzen and R. S. J. Tol, 2015: Economic losses from US hurricanes consistent with an influence from climate change. *Nature Geoscience*, **8**(11), 880-884, doi:10.1038/ngeo2560.
- Estrada, F., E. Papyrakis, R. S. J. Tol and C. Gay-Garcia, 2013: The economics of climate change in Mexico: implications for national/regional policy. *Climate Policy*, **13**(6), 738-750, doi:10.1080/14693062.2013.813806.
- Etchart, L., 2017: The role of Indigenous Peoples in combating climate change. *Palgrave Communications*, **3**, 17085, doi:10.1057/palcomms.2017.85.
- Eyzaguirre, J. et al., 2021: International Dimensions. In: *Canada in a Changing Climate: National Issues Report*, [Warren, D. A. and N. Lulham (eds.)]. Government of Canada, Ottawa, ON, pp. 623-734.
- FAO, 2018: *The State of World Fisheries and Aquaculture: Meeting the sustainable development goals*. Food and Agriculture Organization of the United Nations, Rome, Italy.
- FAQI, 2019: *2019 climate change report*. Femmes Autochtones du Québec Inc./Quebec Native Women Inc., Kahnawake, QC, 28-28 pp.
- Farrell, J., 2016a: Corporate funding and ideological polarization about climate change. *Proceedings of the National Academy of Sciences*, **113**(1), 92-97.
- Farrell, J., 2016b: Network structure and influence of the climate change counter-movement. *Nature Climate Change*, **6**(4), 370-374.
- Fasullo, J. T. and R. S. Nerem, 2018: Altimeter-era emergence of the patterns of forced sea-level rise in climate models and implications for the future. *Proc. Natl. Acad. Sci. U. S. A.*, **115**(51), 12944-12949, doi:10.1073/pnas.1813233115.
- Fatorić, S. and E. Seekamp, 2017: Are cultural heritage and resources threatened by climate change? A systematic literature review. *Climatic Change*, **142**(1-2), 227-254, doi:10.1007/s10584-017-1929-9.
- Fatorić, S. and E. Seekamp, 2019: Knowledge co-production in climate adaptation planning of archaeological sites. *Journal of Coastal Conservation*, **23**(3), 689-698.
- Fayazi, M., I.-A. Bisson and E. Nicholas, 2020: Barriers to climate change adaptation in indigenous communities: A case study on the mohawk community of Kanasatake, Canada. *International Journal of Disaster Risk Reduction*, **49**, 101750, doi:10.1016/j.ijdrr.2020.101750.
- Fazey, I. et al., 2018: Ten essentials for action-oriented and second order energy transitions, transformations and climate change research. *Energy Research & Social Science*, **40**, 54-70.
- Fedele, G. et al., 2019: Transformative adaptation to climate change for sustainable social-ecological systems. *Environmental Science & Policy*, **101**, 116-125, doi:https://doi.org/10.1016/j.envsci.2019.07.001.
- Fell, S. C., J. L. Carrivick and L. E. Brown, 2017: The Multitrophic Effects of Climate Change and Glacier Retreat in Mountain Rivers. *Bioscience*, **67**(10), 897-911, doi:10.1093/biosci/bix107.
- FEMA, 2016: *South Carolina Dam Failure Assessment and Advisement. FEMA P-1801*, Agency, F. E. M., Washington, D.C., 64 pp. Available at: <https://www.fema.gov/media-library/assets/documents/129760>.

- FEMA, 2019: *The National Dam Safety Program: Biennial Report to the United States Congress, Fiscal Years 2016–2017*. Security, U. S. D. o. H. Available at: https://www.fema.gov/sites/default/files/2020-08/national-dam-safety_biennial-report-2016-2017.pdf.
- Feng, Z. et al., 2016: More frequent intense and long-lived storms dominate the springtime trend in central US rainfall. *Nat. Commun.*, **7**, doi:10.1038/ncomms13429.
- Ferguson, J. and M. Weaselboy, 2020: Indigenous sustainable relations: considering land in language and language in land. *Current Opinion in Environmental Sustainability*, **43**, 1-7, doi:10.1016/j.cosust.2019.11.006.
- Feria-Arroyo, T. P. et al., 2014: Implications of climate change on the distribution of the tick vector *Ixodes scapularis* and risk for Lyme disease in the Texas-Mexico transboundary region. *Parasites & Vectors*, **7**, 199-199, doi:10.1186/1756-3305-7-199.
- Fernández-Arteaga, V. et al., 2016: Association between completed suicide and environmental temperature in a Mexican population, using the Knowledge Discovery in Database approach. *Computer Methods and Programs in Biomedicine*, **135**, 219-224, doi:10.1016/j.cmpb.2016.08.002.
- Ferrario, F. et al., 2014: The effectiveness of coral reefs for coastal hazard risk reduction and adaptation. *Nat. Commun.*, **5**, 3794, doi:10.1038/ncomms4794.
- Filbee-Dexter, K., C. J. Feehan and R. E. Scheibling, 2016: Large-scale degradation of a kelp ecosystem in an ocean warming hotspot. *Marine Ecology Progress Series*, **543**, 141-152, doi:10.3354/meps11554.
- Fillion, M. et al., 2014: Development of a strategic plan for food security and safety in the Inuvialuit Settlement Region, Canada. *International Journal of Circumpolar Health*, **73**, 25091, doi:10.3402/ijch.v73.25091.
- Finney, D. L. et al., 2018: A projected decrease in lightning under climate change. *Nature Climate Change*, **8**(3), 210-213, doi:10.1038/s41558-018-0072-6.
- Firesmart Canada, 2018: *Firesmart Begins at home. FireSmart Home Development Guide*. 17 pp. Available at: <https://www.firesmartcanada.ca/mdocs-posts/firesmart-home-development-guide/>.
- Fisher, M. C. et al., 2021: Climate shock effects and mediation in fisheries. *Proceedings of the National Academy of Sciences of the United States of America*, **118**(2), 1-8, doi:10.1073/pnas.2014379117.
- Fisichelli, N. A., G. W. Schuurman, W. B. Monahan and P. S. Ziesler, 2015: Protected Area Tourism in a Changing Climate: Will Visitation at US National Parks Warm Up or Overheat? *PLoS One*, **10**(6), e0128226, doi:10.1371/journal.pone.0128226.
- Fitzer, S. C. et al., 2019: Selectively bred oysters can alter their biomineralization pathways, promoting resilience to environmental acidification. *Glob. Chang. Biol.*, doi:10.1111/gcb.14818.
- Fleming, E. et al., 2018: Coastal effects. [Reidmiller, D. R., C. W. Avery, D. R. Easterling, K. E. Kunke, K. L. M. Lewis, T. K. Maycock and B. C. Stewart (eds.)]. U.S. Global Change Research Program, Washington, DC, USA, pp. 322-352.
- Fleming, S. W. and H. E. Dahlke, 2014: Modulation of linear and nonlinear hydroclimatic dynamics by mountain glaciers in Canada and Norway: Results from information-theoretic polynomial selection. *Canadian Water Resources Journal*, **39**(3), 324-341, doi:10.1080/07011784.2014.974308.
- Foley, M. M. et al., 2013: Improving Ocean Management through the Use of Ecological Principles and Integrated Ecosystem Assessments. *Bioscience*, **63**(8), 619-631, doi:10.1525/bio.2013.63.8.5.
- Food Agriculture Organization of the United Nations, F., 2019: *Impacts of climate change on fisheries and aquaculture: Synthesis of current knowledge, adaptation and mitigation options*. FAO FISHERIES AND AQUACULTURE TECHNICAL PAPER 627. Food & Agriculture Org., 654 pp. ISBN 9789251306079.
- Ford, J. D., 2012: Indigenous health and climate change. *American Journal of Public Health*, **102**(7), 1260-1266, doi:10.2105/AJPH.2012.300752.
- Ford, J. D. et al., 2016: Including Indigenous knowledge and experience in IPCC assessment reports. *Nature Climate Change*, **6**, 349-353, doi:10.1038/nclimate2954.
- Ford, J. D., G. McDowell and J. Jones, 2014: The state of climate change adaptation in the Arctic. *Environmental Research Letters*, **9**(10), 104005, doi:10.1088/1748-9326/9/10/104005.
- Ford, J. D., B. Smit and J. Wandel, 2006: Vulnerability to climate change in the Arctic: A case study from Arctic Bay, Canada. *Global Environmental Change*, **16**(2), 145-160, doi:10.1016/j.gloenvcha.2005.11.007.
- Foster, L. M. et al., 2016: Energy budget increases reduce mean streamflow more than snow–rain transitions: using integrated modeling to isolate climate change impacts on Rocky Mountain hydrology. *Environmental Research Letters*, **11**(4), 044015, doi:10.1088/1748-9326/11/4/044015.
- Fosu, B. O., S. Y. Simon Wang and J.-H. Yoon, 2017: The 2014/15 Snowpack Drought in Washington State and its Climate Forcing. *Bulletin of the American Meteorological Society*, **97**(12), S19-S24, doi:10.1175/BAMS-D-16-0154.1.
- Foulon, E. and A. N. Rousseau, 2019: Surface Water Quantity for Drinking Water during Low Flows - Sensitivity Assessment Solely from Climate Data. *Water Resources Management*, **33**(1), 369-385, doi:10.1007/s11269-018-2107-1.
- Frame, D. J., M. F. Wehner, I. Noy and S. M. Rosier, 2020: The economic costs of Hurricane Harvey attributable to climate change. *Climatic Change*.
- Frankel, J. A. and A. K. Rose, 2005: Is Trade Good or Bad for the Environment? Sorting Out the Causality. *The Review of Economics and Statistics*, **87**(1), 85-91, doi:10.1162/0034653053327577.

- Franks, J. S., D. R. Johnson and D. S. Ko, 2016: Pelagic sargassum in the tropical North Atlantic. *Gulf Caribb. Res.*, **27**(1), SC6-SC11.
- Frans, C. et al., 2018: Glacier Recession and the Response of Summer Streamflow in the Pacific Northwest United States, 1960–2009. *Water Resources Research*, **54**(9), 6202-6225.
- Frederikse, T. et al., 2020: The causes of sea-level rise since 1900. *Nature*, **584**(7821), 393-397, doi:10.1038/s41586-020-2591-3.
- Free, C. M. et al., 2020: Realistic fisheries management reforms could mitigate the impacts of climate change in most countries. *Plos one*, **15**(3), e0224347.
- Free, C. M. et al., 2019: Impacts of historical warming on marine fisheries production. **983**(March), 979-983, doi:10.1126/science.aau1758.
- Friedlingstein, P. et al., 2020: Global Carbon Budget 2020. *Earth Syst. Sci. Data*, **12**(4), 3269-3340, doi:10.5194/essd-12-3269-2020.
- Frieler, K. et al., 2013: Limiting global warming to 2C is unlikely to save most coral reefs. *Nature Climate Change*, **3**(2), 165-170, doi:10.1038/nclimate1674.
- Frisvold, G. B. and K. Konyar, 2012: Less water: How will agriculture in Southern Mountain states adapt? *Water Resources Research*, **48**(5), 1-15, doi:10.1029/2011WR011057.
- Froehlich, H. E., J. C. Afflerbach, M. Frazier and B. S. Halpern, 2019: Blue Growth Potential to Mitigate Climate Change through Seaweed Offsetting. *Curr. Biol.*, doi:10.1016/j.cub.2019.07.041.
- Froehlich, H. E., T. E. Essington and P. S. McDonald, 2017: When does hypoxia affect management performance of a fishery? A management strategy evaluation of Dungeness crab (*Metacarcinus magister*) fisheries in Hood Canal, Washington, USA. *Can. J. Fish. Aquat. Sci.*, **74**(6), 922-932.
- Froehlich, H. E., R. R. Gentry and B. S. Halpern, 2018: Global change in marine aquaculture production potential under climate change. *Nat Ecol Evol*, **2**(11), 1745-1750, doi:10.1038/s41559-018-0669-1.
- Froehlich, H. E. et al., 2015: Spatial and temporal variation in nearshore macrofaunal community structure in a seasonally hypoxic estuary. *Marine Ecology Progress Series*, **520**, 67-83, doi:10.3354/meps11105.
- Frölicher, T. L., E. M. Fischer and N. Gruber, 2018: Marine heatwaves under global warming. *Nature*, **560**(7718), 360-364, doi:10.1038/s41586-018-0383-9.
- Fulton, E. A. et al., 2019: Ecosystems say good management pays off. *Fish and Fisheries*, **20**(1), 66-96, doi:10.1111/faf.12324.
- Fünfgeld, H., 2015: Facilitating local climate change adaptation through transnational municipal networks. *Current Opinion in Environmental Sustainability*, **12**, 67-73, doi:10.1016/j.cosust.2014.10.011.
- Fussell, E., 2015: The long-term recovery of New Orleans' population after Hurricane Katrina. *American Behavioral Scientist*, **59**(10), 1231-1245.
- Fussell, E., K. J. Curtis and J. DeWaard, 2014: Recovery migration to the City of New Orleans after Hurricane Katrina: a migration systems approach. *Population and environment*, **35**(3), 305-322.
- Fyfe, J. C. et al., 2017: Large near-term projected snowpack loss over the western United States. *Nat. Commun.*, **8**, doi:10.1038/ncomms14996.
- Gabbert, W., 2004: *Becoming Maya: Ethnicity and social inequality in Yucatan since 1500*. University of Arizona Press, Tucson.
- Gaichas, S. K. et al., 2017: Combining stock, multispecies, and ecosystem level fishery objectives within an operational management procedure: Simulations to start the conversation. *ICES Journal of Marine Science*, **74**(2), 552-565, doi:10.1093/icesjms/fsw119.
- Gaines, S. D. et al., 2018: Improved fisheries management could offset many negative effects of climate change. *Science advances*, **4**(8), eaao1378.
- Galappaththi, E. K., J. D. Ford, E. M. Bennett and F. Berkes, 2019: Climate change and community fisheries in the arctic: A case study from Pangnirtung, Canada. *Journal of Environmental Management*, **250**(September), 109534-109534, doi:10.1016/j.jenvman.2019.109534.
- Galloza, M. S., A. Lopez-Santos and S. Martinez-Santiago, 2017: Predicting land at risk from wind erosion using an index-based framework under a climate change scenario in Durango, Mexico. *Environmental Earth Sciences*, **76**(16), doi:10.1007/s12665-017-6751-1.
- Galparsoro, I. et al., 2020: Global stakeholder vision for ecosystem-based marine aquaculture expansion from coastal to offshore areas. *Reviews in Aquaculture*, **n/a**(n/a), doi:10.1111/raq.12422.
- Galway, L. P., 2019: Perceptions of climate change in Thunder Bay, Ontario: towards a place-based understanding. *Local Environ.*, **24**(1), 68-88.
- Galway, L. P. et al., 2015: Hydroclimatic variables and acute gastro-intestinal illness in British Columbia, Canada: A time series analysis. *Water Resources Research*, **51**(2), 885-895, doi:10.1002/2014WR015519.
- Gamble, J. L. et al., 2016: Populations of concern. In: *The impacts of climate change on human health in the United States: A scientific assessment*. U.S. Global Change Research Program, Washington, DC, pp. 247-286.
- Gamble, J. L. and J. J. Hess, 2012: Temperature and violent crime in Dallas, Texas: relationships and implications of climate change. *West. J. Emerg. Med.*, **13**(3), 239-246, doi:10.5811/westjem.2012.3.11746.
- Gampe, D. et al., 2021: Increasing impact of warm droughts on northern ecosystem productivity over recent decades. *Nature Climate Change*, doi:10.1038/s41558-021-01112-8.

- Gao, L. and B. A. Bryan, 2017: Finding pathways to national-scale land-sector sustainability. *Nature*, **544**, 217-225, doi:10.1038/nature21694.
- García, M., S. Adame and R. Sánchez Rodríguez, 2018: Vulnerabilidad urbana por ciclones tropicales el caso de dos ciudades del estado de Yucatán. In: *Riesgo de desastres en México: Eventos hidrometeorológicos y climáticos* [Rodríguez, J., C. Welsh, M. L. Romo and A. Travieso (eds.)]. REDESCLIM and IMTA.
- Garrick, D. E., E. Schlager, L. De Stefano and S. Villamayor-Tomas, 2018: Managing the Cascading Risks of Droughts: Institutional Adaptation in Transboundary River Basins. *Earths Future*, **6**(6), 809-827, doi:10.1002/2018ef000823.
- Garruña-Hernández, R. et al., 2012: Changes in flowering and fruiting of Habanero pepper in response to higher temperature and CO₂. *Journal of Food, Agriculture & Environment*, **10**(3-4), 802-808.
- Gartner, T. et al., 2017: Protecting Drinking Water at the Source: Lessons From US Watershed Investment Programs. *Journal American Water Works Association*, **109**(4), 30-41, doi:10.5942/jawwa.2017.109.0049.
- Garza, M. et al., 2014: Projected future distributions of vectors of *Trypanosoma cruzi* in North America under climate change scenarios. *PLOS Neglected Tropical Diseases*, **8**(5), e2818, doi:10.1371/journal.pntd.0002818.
- Garza-Lopez, M. et al., 2018: MODIFICATION OF THE HABITAT FOR *Lysiloma latisiliquum* (L.) Benth. (TZALAM) FOR CLIMATE CHANGE. *Revista Fitotecnica Mexicana*, **41**(2), 127-135.
- Gasbarro, F., F. Rizzi and M. Frey, 2016: Adaptation Measures of Energy and Utility Companies to Cope with Water Scarcity Induced by Climate Change. *Bus. Strateg. Environ.*, **25**(1), 54-72, doi:10.1002/bse.1857.
- Gasparrini, A. et al., 2015: Mortality risk attributable to high and low ambient temperature: A multicountry observational study. *The Lancet*, **386**(9991), 369-375, doi:10.1016/S0140-6736(14)62114-0.
- Gasparrini, A. et al., 2017: Projections of temperature-related excess mortality under climate change scenarios. *The Lancet Planetary Health*, **1**(9), e360-e367, doi:10.1016/S2542-5196(17)30156-0.
- Gattuso, J.-P. et al., 2018: Ocean Solutions to Address Climate Change and Its Effects on Marine Ecosystems. *Frontiers in Marine Science*, **5**, doi:10.3389/fmars.2018.00337.
- Gattuso, J. P. et al., 2015: OCEANOGRAPHY. Contrasting futures for ocean and society from different anthropogenic CO₂ emissions scenarios. *Science*, **349**(6243), aac4722, doi:10.1126/science.aac4722.
- Gaughen, S., S. Bliss, J. Mauck and T. Romero, 2021: Cultural resources. In: *Status of tribes and climate change report* [Marks-Marino, D. (ed.)]. Institute for Tribal Environmental Professionals, Northern Arizona University, Flagstaff, AZ, pp. 210-221.
- Gauthier, S. et al., 2015: Vulnerability of timber supply to projected changes in fire regime in Canada's managed forests. *Canadian Journal of Forest Research*, **45**(11), 1439-1447, doi:10.1139/cjfr-2015-0079.
- Gauthier, S. et al., 2014: *Tracking climate change effects: Potential indicators for Canada's forests and forest sector*. Natural Resources Canada, Canadian Forest Service, Ottawa, Ontario, 86 pp.
- Gearheard, S. F. et al., 2013: *The meaning of ice: People and sea ice in three Arctic communities*. International Polar Institute Press, Hanover, NH, 366 pp.
- Gentry, R. R. et al., 2019: Exploring the potential for marine aquaculture to contribute to ecosystem services. *Reviews in Aquaculture*, **0**(0), doi:10.1111/raq.12328.
- Georgetown Climate Center, 2021: State Adaptation Progress Tracker. Available at: <https://www.georgetownclimate.org/adaptation/plans.html>.
- Gerlak, A. K., F. Zamora-Arroyo and H. P. Kahler, 2013: A Delta in Repair: Restoration, Binational Cooperation, and the Future of the Colorado River Delta. *Environment*, **55**(3), 29-39, doi:10.1080/00139157.2013.785865.
- Gershunov, A. et al., 2019: Precipitation regime change in Western North America: The role of Atmospheric Rivers. *Sci Rep.*, **9**, 11, doi:10.1038/s41598-019-46169-w.
- Gibert, J. P., 2019: Temperature directly and indirectly influences food web structure. *Sci. Rep.*, **9**(1), 5312, doi:10.1038/s41598-019-41783-0.
- Giddens, A., 2015: The politics of climate change. *Policy & Politics*, **43**(2), 155-162.
- Giersch, J. J. et al., 2017: Climate-induced glacier and snow loss imperils alpine stream insects. *Glob. Chang. Biol.*, **23**(7), 2577-2589, doi:10.1111/gcb.13565.
- Gil, M. A. et al., 2015: Rapid tourism growth and declining coral reefs in Akumal, Mexico. *Mar. Biol.*, **162**, 2225-2233, doi:10.1007/s00227-015-2748-z.
- Gillett, N. P., A. J. Weaver, F. W. Zwiers and M. D. Flannigan, 2004: Detecting the effect of climate change on Canadian forest fires. *Geophysical Research Letters*, **31**(18), doi:10.1029/2004gl020876.
- Gilmore, E. A. and T. St. Clair, 2018: Budgeting for climate change: obstacles and opportunities at the US state level. *Clim. Policy*, **18**(6), 729-741.
- Gingold, D. B., M. J. Strickland and J. J. Hess, 2014: Ciguatera fish poisoning and climate change: Analysis of National Poison Center data in the United States, 2001-2011. *Environmental Health Perspectives*, **122**(6), 580-586, doi:10.1289/ehp.1307196.
- Gledhill, D. et al., 2015: Ocean and Coastal Acidification off New England and Nova Scotia. *Oceanography*, **25**(2), 182-197, doi:10.5670/oceanog.2015.41.
- Gobler, C. J., 2020: Climate change and harmful algal blooms: Insights and perspective. *Harmful Algae*, **91**, 101731, doi:10.1016/j.hal.2019.101731.

- Gobler, C. J. et al., 2017: Ocean warming since 1982 has expanded the niche of toxic algal blooms in the North Atlantic and North Pacific oceans. *Proc. Natl. Acad. Sci. U. S. A.*, **114**(19), 4975-4980, doi:10.1073/pnas.1619575114.
- Goldberg, M. H. et al., 2020: Identifying the most important predictors of support for climate policy in the United States. *Behavioural Public Policy*, 1-23, doi:10.1017/bpp.2020.39.
- Gomez Diaz, J. D. et al., 2019: Soil moisture regimes in Mexico in a global 1.5°C warming scenario. *International Journal of Climate Change Strategies and Management*, **11**(4), 465-482, doi:10.1108/IJCCSM-08-2018-0062.
- Gomez-Aiza, L. et al., 2017: Can wildlife management units reduce land use/land cover change and climate change vulnerability? Conditions to encourage this capacity in Mexican municipalities. *Land Use Policy*, **64**, 317-326, doi:10.1016/j.landusepol.2017.03.004.
- Gonzalez, P. et al., 2018: Southwest. In: *Impacts, risks, and adaptation in the United States: Fourth National Climate Assessment, Volume II* [Reidmiller, D. R., C. W. Avery, D. R. Easterling, K. E. Kunkel, K. L. M. Lewis, T. K. Maycock and B. C. Stewart (eds.)]. U.S. Global Change Research Program, Washington, DC, USA, pp. 1101-1184.
- Government of Alberta, 2016: *Home again : recovery after the Wood Buffalo wildfire*. 43 pp. Available at: <https://open.alberta.ca/publications/9781460131350>.
- Government of Campeche, 2013: *Programa estatal de accion ante el Cambio Climatico*. Campeche, G. o., Campeche, MX, 133 pp. Available at: <http://www.ccpy.gob.mx/pdf/agenda-campeche/programa-estatal-cambio-climatico/PECCCampeche.pdf>.
- Government of Canada, 2011: *Federal Adaptation Policy Framework*. Canada, E., Gatineau, QC. Available at: https://publications.gc.ca/collections/collection_2016/eccc/M4-133-2016-eng.pdf.
- Government of Canada, 2016: Pan-Canadian framework on clean growth and climate change. Canada's plan to address climate change and grow the economy.
- Government of Canada, 2019: Trade data online. International trade data and market intelligence.
- Government of Canada, 2020: Hamlet of Tuktoyaktuk: Climate Change and Coastal Erosion. Available at: <https://www.canada.ca/en/crown-indigenous-relations-northern-affairs/news/2020/07/hamlet-of-tuktoyaktuk-climate-change-and-coastal-erosion.html>.
- Government of Canada, 2021a: *Adapting to the Impacts of Climate Change in Canada: an update on the National Adaptation Strategy*. Canada, E. a. C. C., Gatineau QC, 17 pp. Available at: <https://www.canada.ca/content/dam/eccc/documents/pdf/reports/report-update-national-adaptation-strategy.pdf>.
- Government of Canada, 2021b: *Canada's 2021 Nationally determined Contribution Under the Paris Agreement*. 42 pp. Available at: https://www4.unfccc.int/sites/ndcstaging/PublishedDocuments/Canada%20First/Canada's%20Enhanced%20NDC%20Submission1_FINAL%20EN.pdf.
- Government of Canada, Infrastructure on Ontario. Available at: <https://www.infrastructure.gc.ca/plan/prog-proj-on-eng.html>.
- Government of Mexico, 2020: *Nationally Determined Contributions. 2020 Update*. Resources, M. o. E. a. N., 42 pp. Available at: <https://www4.unfccc.int/sites/ndcstaging/PublishedDocuments/Mexico%20First/NDC-Eng-Dec30.pdf>.
- Government of Quintana Roo, 2013: *Programa Estatal de Accion ante el Cambio Climatico*. 116 pp. Available at: <https://cambioclimatico.gob.mx/wp-content/uploads/2018/11/Documento-4-Programa-Estatal-de-Acc%C3%B3n-Quintana-Roo-PEACCQROO-2013.pdf>.
- Government of the United State of America, 2021: *The United State of America National Determined Contribution. Reducing Greenhouse Gases in the United States; A 2030 Emissions Target*. Washington, DC, 24 pp. Available at: <https://www4.unfccc.int/sites/ndcstaging/PublishedDocuments/United%20States%20of%20America%20First/United%20States%20NDC%20April%202021%20Final.pdf>.
- Government of Veracruz, 2008: *Programa Veracruzano ante el Cambio Climático*. 194 pp. Available at: <https://drive.google.com/file/d/0B87bmmJLaLIgU3pqVnhkMEFJbWc/edit?usp=sharing>.
- Gowda, P. et al., 2018: Agriculture and Rural Communities. In: *Fourth National Climate Assessment, Volume II* [Reidmiller, D. R., C. W. Avery, D. R. Easterling, K. E. Kunkel, K. L. M. Lewis, T. K. Maycock and B. C. Stewart (eds.)]. Global Change Research Program, Washington, DC, USA, pp. 391-437.
- Gräns, A. et al., 2014: Aerobic scope fails to explain the detrimental effects on growth resulting from warming and elevated CO₂ in Atlantic halibut. *Journal of Experimental Biology*, **217**(5), 711-717.
- Gray et al., 2015: *Allocating California's Water: Directions for Reform*. California, P. P. I. o., San Francisco, CA. Available at: https://www.ppic.org/content/pubs/report/R_1115BGR.pdf.
- Green, D. and G. Raygorodetsky, 2010: Indigenous knowledge of a changing climate. *Climatic Change*, **100**(2), 239-242, doi:10.1007/s10584-010-9804-y.
- Greenan, B. J. W. et al., 2019a: *Changes in oceans surrounding Canada* [Bush, E. and D. S. Lemmen (eds.)]. Canada's Changing Climate Report, Government of Canada, Ottawa, Ontario, 343-423 pp. Available at: <https://changingclimate.ca/site/assets/uploads/sites/2/2018/12/CCCR-Chapter7-ChangesInOceansSurroundingCanada.pdf>.
- Greenan, B. J. W. et al., 2018: Changes in oceans surrounding Canada; Chapter 7. [Bush, E. and D. S. Lemmen (eds.)]. Government of Canada, Ottawa, ON, pp. 343-423.

- Greenan, B. J. W. et al., 2019b: Climate Change Vulnerability of American Lobster Fishing Communities in Atlantic Canada. *Frontiers in Marine Science*, **6**(September), 1-18, doi:10.3389/fmars.2019.00579.
- Grenier, C. M., S. K. Grossman and J. S. Barber, 2015: *Swinomish Olympia Oyster Monitoring Plan*. Swinomish Indian Tribal Community, Community, S. I. T., La Conner, WA, 21 pp. Available at: https://creoi.org/wp-system/wp-content/uploads/2016/02/swin_cr_2015_04_greineretaloystermonitoring.pdf.
- Griffith, A. W. and C. J. Gobler, 2019: Harmful algal blooms: A climate change co-stressor in marine and freshwater ecosystems. *Harmful Algae*, doi:10.1016/j.hal.2019.03.008.
- Grinsted, A., P. Ditlevsen and J. H. Christensen, 2019: Normalized US hurricane damage estimates using area of total destruction, 1900-2018. *Proceedings of the National Academy of Sciences of the United States of America*, **116**(48), 23942-23946, doi:10.1073/pnas.1912277116.
- Gronlund, C., 2014: Racial and socioeconomic disparities in heat-related health effects and their mechanisms: a review. *Current epidemiology reports*, **1**(3).
- Grossman, Z., 2008: Indigenous Nations' responses to climate change. *American Indian Culture and Research Journal*, **32**(3), 5-27, doi:10.17953/aicr.32.3.n561082k204ul53g.
- Groulx, M., K. Boluk, C. J. Lemieux and J. Dawson, 2019: Place stewardship among last chance tourists. *Annals of Tourism Research*, doi:10.1016/j.annals.2019.01.008.
- Groulx, M. et al., 2016: Motivations to engage in last chance tourism in the Churchill Wildlife Management Area and Wapusk National Park: the role of place identity and nature relatedness. *J. Sustainable Tour.*, **24**, doi:10.1080/09669582.2015.1134556.
- Guay, C., M. Minville and M. Braun, 2015: A global portrait of hydrological changes at the 2050 horizon for the province of Québec. *Canadian Water Resources Journal/Revue canadienne des ressources hydriques*, **40**(3), 285-302.
- Gubernot, D. M., G. B. Anderson and K. L. Hunting, 2014: The epidemiology of occupational heat exposure in the United States: a review of the literature and assessment of research needs in a changing climate. *International journal of biometeorology*, **58**(8), 1779-1788, doi:10.1007/s00484-013-0752-x.
- Guerrero, G. o., 2017: *VULNERABILIDAD DEL DESTINO TURÍSTICO ACAPULCO*. A.C., A. N. D. I. Y. D., Cuernavaca, MX, 31 pp. Available at: <https://www.gob.mx/cms/uploads/attachment/file/249041/SECCION-II.-ACAPULCO.pdf>
- Guilbault, S., P. Kovacs and P. Berry, 2016: *Cities adapt to extreme heat: Celebrating local leadership*. Available at: https://www.iclr.org/images/Cities_Adapt_to_Extreme_Heat_online.compressed.pdf.
- Guiterman, C. H. et al., 2018: Long-Term Persistence and Fire Resilience of Oak Shrubfields in Dry Conifer Forests of Northern New Mexico. *Ecosystems*, **21**(5), 943-959, doi:10.1007/s10021-017-0192-2.
- Guo, Y. et al., 2018: Quantifying excess deaths related to heatwaves under climate change scenarios: A multicountry time series modelling study. *PLoS Med.*, **15**(7), 1-17, doi:10.1371/journal.pmed.1002629.
- Gutiérrez, J. M. et al., In Press: *Atlas* [Masson-Delmotte, V., P. Zhai, A. Pirani, S. L. Connors, C. Péan, S. Berger, N. Caud, Y. Chen, L. Goldfarb, M. I. Gomis, M. Huang, K. Leitzell, E. Lonnoy, J. B. R. Matthews, T. K. Maycock, T. Waterfield, O. Yelekçi, R. Yu and B. Zhou (eds.)]. Climate Change 2021: The Physical Science Basis. Contribution of Working Group I to the Sixth Assessment Report of the Intergovernmental Panel on Climate Change, Press, C. U. Available at: <http://interactive-atlas.ipcc.ch/>.
- Guyot, M. et al., 2006: Local observations of climate change and impacts on traditional food security in two northern aboriginal communities. *International Journal of Circumpolar Health*, **65**(5).
- Haasnoot, M. et al., 2020: Defining the solution space to accelerate climate change adaptation. *Regional Environmental Change*, **20**(2), 37, doi:10.1007/s10113-020-01623-8.
- Haer, T. et al., 2018: Coastal and river flood risk analyses for guiding economically optimal flood adaptation policies: a country-scale study for Mexico. *Philosophical Transactions of the Royal Society a-Mathematical Physical and Engineering Sciences*, **376**(2121), doi:10.1098/rsta.2017.0329.
- Haer, T., E. Kalnay, M. Kearney and H. Moll, 2013: Relative sea-level rise and the conterminous United States: Consequences of potential land inundation in terms of population at risk and GDP loss. *Global Environmental Change*, **23**(6), 1627-1636, doi:10.1016/j.gloenvcha.2013.09.005.
- Haffey, C. et al., 2018: Limits to Ponderosa Pine Regeneration following Large High-Severity Forest Fires in the United States Southwest. *Fire Ecology*, **14**(1), 143-163, doi:10.4996/fireecology.140114316.
- Hagerman, S. M. and R. Pelai, 2018: Responding to climate change in forest management: two decades of recommendations. *Frontiers in Ecology and the Environment*, **16**(10), 579-587, doi:https://doi.org/10.1002/fee.1974.
- Hagama, D. et al., 2014: Optimal hydropower generation under climate change conditions for a northern water resources system. *Water resources management*, **28**(13), 4631-4644.
- Halifax Regional Council, 2020: HalifACT: Acting on Climate Together. Available at: <https://www.halifax.ca/about-halifax/energy-environment/halifact-2050-acting-climate-together>.
- Halofsky, J. E., D. L. Peterson and B. J. Harvey, 2020: Changing wildfire, changing forests: the effects of climate change on fire regimes and vegetation in the Pacific Northwest, USA. *Fire Ecology*, **16**(1), 4.
- Hamilton, L. C. et al., 2016: Climigration? Population and climate change in Arctic Alaska. *Population and environment*, **38**(2), 115-133.

- Hamin, E. M., N. Gurran and A. M. Emlinger, 2014: Barriers to municipal climate adaptation: Examples from coastal Massachusetts smaller cities and towns. *J. Am. Plann. Assoc.*, **80**(2), 110-122, doi:10.1080/01944363.2014.949590.
- Han, H. et al., 2018: Productivity and costs of two beetle-kill salvage harvesting methods in Northern Colorado. *Forests*, **9**(9), doi:10.3390/f9090572.
- Hanak, E. et al., 2019: *Water and the Future of the San Joaquin Valley*. Public Policy Institute of California (PPIC), 100 pp. Available at: <https://www.ppic.org/wp-content/uploads/water-and-the-future-of-the-san-joaquin-valley-february-2019.pdf> (accessed 2019/3/15).
- Hanak, E. et al., 2015: *What if California's drought continues?*, 1-20 pp. Available at: http://www.ppic.org/content/pubs/report/R_815EHR.pdf.
- Handisyde, N., T. C. Telfer and L. G. Ross, 2017: Vulnerability of aquaculture-related livelihoods to changing climate at the global scale. *Fish and Fisheries*, **18**(3), 466-488, doi:10.1111/faf.12186.
- Hanes, C. C. et al., 2019: Fire-regime changes in Canada over the last half century. *Canadian Journal of Forest Research*, **49**(3), 256-269, doi:10.1139/cjfr-2018-0293.
- Hanrahan, M. et al., 2014: Exploring water insecurity in a Northern Indigenous community in Canada: The “never-ending job” of the Southern Inuit of Black Tickle, Labrador. *Arctic Anthropology*, **51**(2), 9-22.
- Happer, C. and G. Philo, 2013: The Role of the Media in the Construction of Public Belief and Social Change. *Journal of Social and Political Psychology*, **1**(1), 321-336, doi:10.5964/jssp.v1i1.96.
- Hardoy, J., I. Hernandez, J. A. Pacheco and G. Sierra, 2014: Institutionalizing climate change adaptation at municipal and state level in Chetumal and Quintana Roo, Mexico. *Environment and Urbanization*, **26**(1), 69-85, doi:10.1177/0956247813519053.
- Hare, J. A. et al., 2016: A Vulnerability Assessment of Fish and Invertebrates to Climate Change on the Northeast U.S. Continental Shelf. *PLoS One*, **11**(2), e0146756, doi:10.1371/journal.pone.0146756.
- Harp, R. D. and K. B. Karnauskas, 2018: The Influence of Interannual Climate Variability on Regional Violent Crime Rates in the United States. *GeoHealth*, **2**(11), 356-369.
- Harp, R. D. and K. B. Karnauskas, 2020: Global warming to increase violent crime in the United States. *Environ. Res. Lett.*, **15**(3), 034039, doi:10.1088/1748-9326/ab6b37.
- Harper, S. L. et al., 2021a: Trends and gaps in climate change and health research in North America. *Environmental Research*, **199**, 111205, doi:10.1016/j.envres.2021.111205.
- Harper, S. L. et al., 2021b: Climate change and health in North America: literature review protocol. *Systematic Reviews*, **10**, 3, doi:10.1186/s13643-020-01543-y.
- Harper, S. L. et al., 2015: Climate-sensitive health priorities in Nunatsiavut, Canada. *BMC Public Health*, **15**, 605-605, doi:10.1186/s12889-015-1874-3.
- Harper, S. L. et al., 2011: Weather, water quality and infectious gastrointestinal illness in two Inuit communities in Nunatsiavut, Canada: Potential implications for climate change. *EcoHealth*, **8**(1), 93-108, doi:10.1007/s10393-011-0690-1.
- Harper, S. L., C. Wright, S. Masina and S. Coggins, 2020: Climate change, water, and human health research in the Arctic. *Water Security*, **10**, 100062, doi:10.1016/j.wasec.2020.100062.
- Harpold, A., M. Dettinger and S. Rajagopal, 2017: Defining snow drought and why it matters. **98**, doi:10.1029/2017eo068775.
- Harrigan, R. J., H. A. Thomassen, W. Buermann and T. B. Smith, 2014: A continental risk assessment of West Nile virus under climate change. *Global Change Biology*, **20**, 2417-2425, doi:10.1111/gcb.12534.
- Harrington, J., 2006: Climate change, human rights, and the right to be cold. *Fordham Environmental Law Review*, **18**, 513-535.
- Harris-Lovett, S. R. et al., 2015: Beyond User Acceptance: A Legitimacy Framework for Potable Water Reuse in California. *Environmental Science & Technology*, **49**(13), 7552-7561, doi:10.1021/acs.est.5b00504.
- Hauer, M. E., J. M. Evans and D. R. Mishra, 2016: Millions projected to be at risk from sea-level rise in the continental United States. *Nature Climate Change*, **6**(7), 691-695, doi:10.1038/nclimate2961.
- Hauser, D. D. W., K. L. Laidre and H. L. Stern, 2018: Vulnerability of Arctic marine mammals to vessel traffic in the increasingly ice-free Northwest Passage and Northern Sea Route. *Proceedings of the National Academy of Sciences*, **115**(29), 7617-7622, doi:10.1073/pnas.1803543115.
- Havstad, K. M. et al., 2018: Vulnerabilities of Southwestern U.S. Rangeland-based animal agriculture to climate change. *Climatic Change*, **148**(3), 371-386, doi:10.1007/s10584-016-1834-7.
- Hayes, K. et al., 2018: Climate change and mental health: Risks, impacts and priority actions. *International Journal of Mental Health Systems*, **12**, 28, doi:10.1186/s13033-018-0210-6.
- Haynes, K. M., R. F. Connon and W. L. Quinton, 2018: Permafrost thaw induced drying of wetlands at Scotty Creek, NWT, Canada. *Environmental Research Letters*, **13**, 114001, doi:10.1088/1748-9326/aae46c.
- Hazen, E. L. et al., 2019: Marine top predators as climate and ecosystem sentinels. *Frontiers in Ecology and the Environment*, **17**(10), doi:10.1002/fee.2125.
- Hazen, E. L. et al., 2013: Predicted habitat shifts of Pacific top predators in a changing climate. *Nat. Clim. Chang.*, **3**(3), 234-238, doi:10.1038/nclimate1686.
- Hazen, E. L. et al., 2017: WhaleWatch: a dynamic management tool for predicting blue whale density in the California Current. *J. Appl. Ecol.*, **54**(5), 1415-1428, doi:10.1111/1365-2664.12820.

- Hazen, E. L. et al., 2018: A dynamic ocean management tool to reduce bycatch and support sustainable fisheries. *Sci Adv*, **4**(5), eaar3001, doi:10.1126/sciadv.aar3001.
- Heilmann, K. and M. E. Kahn, 2019: *The Urban Crime and Heat Gradient in High and Low Poverty Areas* Paper, N. W. Available at: <https://ssrn.com/abstract=3406479>
- Heilmann, K., M. E. Kahn and C. K. Tang, 2021: The urban crime and heat gradient in high and low poverty areas. *Journal of Public Economics*, **197**, 104408, doi:<https://doi.org/10.1016/j.jpubeco.2021.104408>.
- Heinze, C. et al., 2021: The quiet crossing of ocean tipping points. *Proceedings of the National Academy of Sciences*, **118**(9), e2008478118, doi:10.1073/pnas.2008478118.
- Hellin, J., M. R. Bellon and S. J. Hearne, 2014: Maize Landraces and Adaptation to Climate Change in Mexico. *Journal of Crop Improvement*, **28**(4), 484-501, doi:10.1080/15427528.2014.921800.
- Helmer, E. H. et al., 2019: Neotropical cloud forests and páramo to contract and dry from declines in cloud immersion and frost. *PLOS ONE*, **14**(4), e0213155, doi:10.1371/journal.pone.0213155.
- Henderson, S. B., M. Brauer, Y. C. Macnab and S. M. Kennedy, 2011: Three measures of forest fire smoke exposure and their associations with respiratory and cardiovascular health outcomes in a population-based cohort. *Environmental Health Perspectives*, **119**(9), 1266-1271, doi:10.1289/ehp.1002288.
- Hepner, M. and E. A. Kronk Warner, 2019: Learning from Tribal innovations: Lessons in climate change adaptation. *Environmental Law Reporter News & Analysis*, **49**(12), 11130-11149.
- Hermann, A. J. et al., 2019: Projected biophysical conditions of the Bering Sea to 2100 under multiple emission scenarios. *ICES Journal of Marine Science*, doi:10.1093/icesjms/fsz043.
- Hernandez-Ochoa, I. M. et al., 2018: Climate change impact on Mexico wheat production. *Agricultural and Forest Meteorology*, **263**, 373-387, doi:<https://doi.org/10.1016/j.agrformet.2018.09.008>.
- Herr, D. and E. Landis, 2016: *Coastal blue carbon ecosystems. Opportunities for Nationally Determined Contributions. Policy Brief*, IUCN & TNC, Gland, Switzerland; Washington, DC, 28 pp. Available at: https://www.google.com/url?sa=t&rct=j&q=&esrc=s&source=web&cd=&ved=2ahUKEwj7yZaMp6nyAhXIop4KHc8WBfcQFnoECAIQAQ&url=https%3A%2F%2Fwww.nature.org%2Fcontent%2Fdam%2Ftnc%2Fnature%2Fen%2Fdocuments%2FBC_NDCs_FINAL.pdf&usq=AOvVaw2eCzacDePJuc9_v4XbnRTe.
- Herrera-Pantoja, M. and K. M. Hiscock, 2015: Projected impacts of climate change on water availability indicators in a semi-arid region of central Mexico. *Environmental Science & Policy*, **54**, 81-89, doi:<https://doi.org/10.1016/j.envsci.2015.06.020>.
- Hestetune, A. et al., 2018: Research note: Climate change and the demand for summer tourism on Minnesota's North Shore. *Journal of Outdoor Recreation and Tourism*, **24**(February), 21-25, doi:10.1016/j.jort.2018.10.003.
- Hicke, J. A., B. Xu, A. J. Meddens and J. M. Egan, 2020: Characterizing recent bark beetle-caused tree mortality in the western United States from aerial surveys. *Forest Ecology and Management*, **475**, 118402.
- Hickel, J., 2017: *The Divide: A Brief Guide to Global Inequality and its Solutions*.
- Hill, R. et al., 2020: Working with Indigenous, local and scientific knowledge in assessments of nature and nature's linkages with people. *Current Opinion in Environmental Sustainability*, **43**, 8-20, doi:10.1016/j.cosust.2019.12.006.
- Hinkel, J. et al., 2018: The ability of societies to adapt to twenty-first-century sea-level rise. *Nature Climate Change*, **8**(7), 570-578, doi:10.1038/s41558-018-0176-z.
- Hjort, J. et al., 2018: Degrading permafrost puts Arctic infrastructure at risk by mid-century. *Nature communications*, **9**(1), 5147-5147.
- Hmielowski, J. D. et al., 2014: An attack on science? Media use, trust in scientists, and perceptions of global warming. *Public Understanding of Science*, **23**(7), 866-883, doi:10.1177/0963662513480091.
- Ho, M. et al., 2017: The future role of dams in the United States of America. *Water Resources Research*, **53**(2), 982-998, doi:10.1002/2016wr019905.
- Hobbie, S. E. and N. B. Grimm, 2020: Nature-based approaches to managing climate change impacts in cities. *Philosophical Transactions of the Royal Society B: Biological Sciences*, **375**(1794), 20190124, doi:10.1098/rstb.2019.0124.
- Hobday, A. J. et al., 2016: A hierarchical approach to defining marine heatwaves. *Progress in Oceanography*, **141**, 227-238, doi:10.1016/j.pocean.2015.12.014.
- Hodge, V. J., S. O'Keefe, M. Weeks and A. Moulds, 2014: Wireless sensor networks for condition monitoring in the railway industry: A survey. *IEEE Transactions on Intelligent Transportation Systems*, **16**(3), 1088-1106.
- Hodgson, E. E. and B. S. Halpern, 2019: Investigating cumulative effects across ecological scales. *Conservation Biology*, **33**(1), 22-32, doi:10.1111/cobi.13125.
- Hoegh-Guldberg, O. et al., 2018: Impacts of 1.5°C global warming on natural and human systems. In: *Global Warming of 1.5°C. An IPCC Special Report on the impacts of global warming of 1.5°C above pre-industrial levels and related global greenhouse gas emission pathways, in the context of strengthening the global response to the threat of climate change, sustainable development, and efforts to eradicate poverty* [Masson-Delmotte, V., P. Zhai, H. O. Pörtner, D. Roberts, J. Skea, P. R. Shukla, A. Pirani, W. Moufouma-Okia, C. Péan, R. Pidcock, S. Connors, J. B. Matthews, Y. Chen, X. Zhou, M. I. Gomis, E. Lonnoy, T. Maycock, M. Tignor and T. Waterfield (eds.)]. In Press.
- Hoegh-Guldberg, O. et al., 2019a: The human imperative of stabilizing global climate change at 1.5°C. *Science*, **365**(6459), eaaw6974, doi:10.1126/science.aaw6974.

- 1 Hoegh-Guldberg, O., L. Pendleton and A. Kaup, 2019b: People and the changing nature of coral reefs. *Regional Studies*
2 *in Marine Science*, **30**, 100699-100699, doi:10.1016/j.rsma.2019.100699.
- 3 Hoffman, J. S., V. Shandas and N. Pendleton, 2020: The Effects of Historical Housing Policies on Resident Exposure to
4 Intra-Urban Heat: A Study of 108 US Urban Areas. *Climate*, **8**(1), doi:10.3390/cli8010012.
- 5 Hoh Indian Tribe, 2016: *2015 Hoh River Coho Salmon Fishery Disaster for the Hoh Indian Tribe*. Available at:
6 https://media.fisheries.noaa.gov/dam-migration/75_washington_coho_pink_salmon_request_hoh_noaa-sf.pdf.
- 7 Holbrook, N. J. et al., 2019: A global assessment of marine heatwaves and their drivers. *Nature Communications*, **10**(1),
8 2624, doi:10.1038/s41467-019-10206-z.
- 9 Hollesen, J. et al., 2018: Climate change and the deteriorating archaeological and environmental archives of the Arctic.
10 *Antiquity*, **92**(363), 573-586, doi:10.15184/aqy.2018.8.
- 11 Hollowed, A. B. et al., 2020: Integrated Modeling to Evaluate Climate Change Impacts on Coupled Social-Ecological
12 Systems in Alaska. *Frontiers in Marine Science*, **6**, 775-775.
- 13 Holsman, K. et al., 2020: Ecosystem-based fisheries management forestalls climate-driven collapse. *Nature*
14 *Communications*, **11**(1), 1-10.
- 15 Holsman, K. K. et al., 2019: Towards climate resiliency in fisheries management. *ICES Journal of Marine Science*,
16 doi:10.1093/icesjms/fsz031.
- 17 Holsman, K. K., M. D. Scheuerell, E. Buhle and R. Emmett, 2012: Interacting effects of translocation, artificial
18 propagation, and environmental conditions on the marine survival of Chinook salmon from the Columbia River,
19 Washington, U.S.A. *Conservation biology : the journal of the Society for Conservation Biology*, **26**(5), 912-922,
20 doi:10.1111/j.1523-1739.2012.01895.x.
- 21 Hongoh, V. et al., 2016: Assessing interventions to manage West Nile virus using multi-criteria decision analysis with
22 risk scenarios. *PLoS ONE*, **11**(8), e160651, doi:10.1371/journal.pone.0160651.
- 23 Hoover, D. J., K. O. Odigie, P. W. Swarzenski and P. Barnard, 2017: Sea-level rise and coastal groundwater inundation
24 and shoaling at select sites in California, USA. *Journal of Hydrology: Regional Studies*, **11**, 234-249,
25 doi:10.1016/j.ejrh.2015.12.055.
- 26 Hope, E. S. et al., 2016: Wildfire Suppression Costs for Canada under a Changing Climate. *PLOS ONE*, **11**(8),
27 e0157425, doi:10.1371/journal.pone.0157425.
- 28 Hori, Y. et al., 2018a: Implications of projected climate change on winter road systems in Ontario's Far North, Canada.
29 *Climatic Change*, **148**(1), 109-122, doi:10.1007/S10584-018-2178-2.
- 30 Hori, Y., W. A. Gough, B. Tam and L. J. S. Tsuji, 2018b: Community vulnerability to changes in the winter road
31 viability and longevity in the western James Bay region of Ontario's Far North. *Regional Environmental Change*,
32 **18**(6), 1753-1763, doi:10.1007/S10113-018-1310-1.
- 33 Hornsey, M. J. and K. S. Fielding, 2020: Understanding (and Reducing) Inaction on Climate Change. *Social Issues and*
34 *Policy Review*, **14**(1), 3-35, doi:<https://doi.org/10.1111/sipr.12058>.
- 35 Hornsey, M. J., E. A. Harris, P. G. Bain and K. S. Fielding, 2016: Meta-analyses of the determinants and outcomes of
36 belief in climate change. *Nature Climate Change*, **6**(6), 622-626.
- 37 Hornsey, M. J., E. A. Harris and K. S. Fielding, 2018: Relationships among conspiratorial beliefs, conservatism and
38 climate scepticism across nations. *Nat. Clim. Chang.*, **8**(7), 614.
- 39 Houser, S. et al., 2001: Native Peoples and Native Homelands. In: *Climate change impacts on the United States: The*
40 *potential consequences of climate variability and change. Foundation report* [National Assessment Synthesis
41 Team (ed.)]. Cambridge University Press, Cambridge, United Kingdom, pp. 612-612.
- 42 Houser, T. et al., 2015: *Economic risks of climate change: an American prospectus*. Columbia University Press. ISBN
43 023153955X.
- 44 Howard, C. et al., 2021: SOS! Summer of Smoke: a retrospective cohort study examining the cardiorespiratory impacts
45 of a severe and prolonged wildfire season in Canada's high subarctic. *BMJ Open*, **11**(2), e037029,
46 doi:10.1136/bmjopen-2020-037029.
- 47 Howard, E. M. et al., 2020: Climate-driven aerobic habitat loss in the California Current System. *Science Advances*,
48 **6**(20), 1-12, doi:10.1126/sciadv.aay3188.
- 49 Howe, P. D., J. R. Marlon, X. Wang and A. Leiserowitz, 2019: Public perceptions of the health risks of extreme heat
50 across US states, counties, and neighborhoods. *PROCEEDINGS OF THE NATIONAL ACADEMY OF SCIENCES*
51 *OF THE UNITED STATES OF AMERICA*, **116**(14), 6743-6743, doi:10.1073/pnas.1813145116.
- 52 Howe, P. D., M. Mildenerberger, J. R. Marlon and A. Leiserowitz, 2015: Geographic variation in opinions on climate
53 change at state and local scales in the USA. *Nat. Clim. Chang.*, **5**(6), 596.
- 54 Howell, E. A. et al., 2015: Enhancing the TurtleWatch product for leatherback sea turtles, a dynamic habitat model for
55 ecosystem-based management. *Fish. Oceanogr.*, **24**(1), 57-68.
- 56 Howell, S. E. L. and M. Brady, 2019: The dynamic response of sea ice to warming in the Canadian Arctic Archipelago.
57 *Geophysical Research Letters*, **46**, 13119-13125.
- 58 Hristov, A. N. et al., 2018: Climate change effects on livestock in the Northeast US and strategies for adaptation.
59 *Climatic Change*, **146**(1-2), 33-45, doi:10.1007/s10584-017-2023-z.
- 60 Hsiang, S. et al., 2017: Estimating economic damage from climate change in the United States. *Science*, **356**(6345),
61 1362-1369.
- 62 Hsiang, S. M., M. Burke and E. Miguel, 2013: Quantifying the influence of climate on human conflict. *Science*,
63 **341**(6151), 1235367, doi:10.1126/science.1235367.

- Hsu, A., G. Sheriff, T. Chakraborty and D. Manya, 2021: Disproportionate exposure to urban heat island intensity across major US cities. *Nature Communications*, **12**(1), 2721, doi:10.1038/s41467-021-22799-5.
- Hu, F. S. et al., 2015: Arctic tundra fires: natural variability and responses to climate change. *Frontiers in Ecology and the Environment*, **13**(7), 369-377, doi:10.1890/150063.
- Huang, K. et al., 2018: Enhanced peak growth of global vegetation and its key mechanisms. *Nat Ecol Evol*, **2**(12), 1897-1905, doi:10.1038/s41559-018-0714-0.
- Huang, X. Y., D. L. Swain and A. D. Hall, 2020: Future precipitation increase from very high resolution ensemble downscaling of extreme atmospheric river storms in California. *Science Advances*, **6**(29), doi:10.1126/sciadv.aba1323.
- Huebert, R., H. Exner-Pirot, A. Lajeunesse and J. Gullede, 2012: Climate change & international security: The Arctic as a bellwether. Arlington, VA: Center for Climate and Energy Solutions.
- Hueffer, K., A. J. Parkinson, R. Gerlach and J. Berner, 2013: Zoonotic infections in Alaska: Disease prevalence, potential impact of climate change and recommended actions for earlier disease detection, research, prevention and control. *International Journal of Circumpolar Health*, **72**, 19562, doi:10.3402/ijch.v72i0.19562.
- Hufkens, K. et al., 2016: Productivity of North American grasslands is increased under future climate scenarios despite rising aridity. *Nature Climate Change*, **6**(7), 710-714, doi:10.1038/nclimate2942.
- Hughes, S., 2015: A meta-analysis of urban climate change adaptation planning in the US. *Urban Climate*, **14**(Part 1), 17-29.
- Hughes, T. P. et al., 2018: Spatial and temporal patterns of mass bleaching of corals in the Anthropocene. *Science*, **359**(6371), 80-83, doi:10.1126/science.aan8048.
- Huisman, J. et al., 2018: Cyanobacterial blooms. *Nat. Rev. Microbiol.*, **16**(8), 471-483, doi:10.1038/s41579-018-0040-1.
- Huisman, N. L. H., A. J. Huisman and K. G. Karthikeyan, 2017: Seasonal and animal farm size influences on in-stream phosphorus transport in an agricultural watershed. *Nutr. Cycling Agroecosyst.*, **109**(1), 29-42, doi:10.1007/s10705-017-9866-6.
- Huntington, H. P. et al., 2015: Vessels, risks, and rules: Planning for safe shipping in Bering Strait. *Mar. Policy*, **51**, 119-127, doi:10.1016/j.marpol.2014.07.027.
- Huntington, H. P. et al., 2020: Evidence suggests potential transformation of the Pacific Arctic ecosystem is underway. *Nature Climate Change*, **10**(4), 342-348, doi:10.1038/s41558-020-0695-2.
- Huntington, H. P. et al., 2021a: "We never get stuck:" A collaborative analysis of change and coastal community subsistence practices in the Northern Bering and Chukchi Seas, Alaska. *Arctic*, **74**(2), 113-126, doi:10.14430/arctic72446.
- Huntington, H. P. et al., 2021b: Societal implications of a changing Arctic Ocean. *Ambio*, doi:10.1007/s13280-021-01601-2.
- Hupp, J., M. Brubaker, K. Wilkinson and J. Williamson, 2015: How are your berries? Perspectives of Alaska's environmental managers on trends in wild berry abundance. *International Journal of Circumpolar Health*, **74**(1), 28704, doi:10.3402/ijch.v74.28878.
- Hurst, T. P. et al., 2019: Elevated CO alters behavior, growth, and lipid composition of Pacific cod larvae. *Mar. Environ. Res.*, **145**, 52-65, doi:10.1016/j.marenvres.2019.02.004.
- Hurst, T. P. et al., 2012: Resiliency of juvenile walleye pollock to projected levels of ocean acidification. *Aquatic Biology*, **17**(3), 247-259, doi:10.3354/ab00483.
- Hurteau, M. D., G. W. Koch and B. A. Hungate, 2008: Carbon protection and fire risk reduction: toward a full accounting of forest carbon offsets. *Frontiers in Ecology and the Environment*, **6**(doi:10.1890/070187).
- Hurteau, M. D., S. Liang, A. L. Westerling and C. Wiedinmyer, 2019: Vegetation-fire feedback reduces projected area burned under climate change. *Sci Rep*, **9**(1), 2838, doi:10.1038/s41598-019-39284-1.
- Hutchinson, J. A. et al., 2018: The San Diego 2007 wildfires and Medi-Cal emergency department presentations, inpatient hospitalizations, and outpatient visits: An observational study of smoke exposure periods and a bidirectional case-crossover analysis. *PLoS Medicine*, **15**(7), e1002601, doi:10.1371/journal.pmed.1002601.
- Hyrenbach, K. D., K. A. Forney and P. K. Dayton, 2000: Marine protected areas and ocean basin management. *Aquat. Conserv.*, **10**(6), 437-458.
- IBC, 2020: *2020 Facts of the Property and Casualty Insurance Industry in Canada*. IBC, Toronto, Canada, 75 pp.
- IBWC, 2017: *Report of Transboundary Bypass Flows into the Tijuana River* [Team, M. B. T. and W. Q. Workgroup (eds.)]. Available at: https://www.ibwc.gov/Files/Report_Trans_Bypass_Flows_Tijuana_033117.pdf.
- ICC Alaska, 2020: *Food sovereignty and self-governance: Inuit role in managing Arctic marine resources*. Alaska, I. C. C., Anchorage, AK. Available at: <https://www.inuitcircumpolar.com/project/food-sovereignty-and-self-governance-inuit-role-in-managing-arctic-marine-resources/>.
- ICC Canada, 2008: *The sea ice is our highway: an Inuit perspective on transportation in the Arctic, a contribution by ICC to the Arctic Council's Arctic Marine Shipping Assessment*. Canada, I. C. C. Available at: <https://www.inuitcircumpolar.com/project/the-sea-ice-is-our-highway-an-inuit-perspective-on-transportation-in-the-arctic/>.
- ICLEI Canada, 2016: *Making strides on community adaptation in Canada*. Available at: http://icleicanada.org/images/Making_Strides_on_Community_Adaptation_Final.pdf.
- IEA, 2018a: *The Future of Cooling*, IEA, Paris Available at: https://iea.blob.core.windows.net/assets/0bb45525-277f-4c9c-8d0c-9c0cb5e7d525/The_Future_of_Cooling.pdf.

- 1 IEA, 2018b: The Future of Cooling, IEA, Paris
- 2 Iglesias, V. and C. Whitlock, 2020: If the trees burn, is the forest lost? Past dynamics in temperate forests help inform
3 management strategies. *Philos Trans R Soc Lond B Biol Sci*, **375**(20190115), doi:10.1098/rstb.2019.0115.
- 4 Ijaz, S., 2019: *4th Onjisy Aki gathering of Elders, youth & scientists on climate change*. Turtle Lodge Central House
5 of Knowledge, Sagkeeng First Nation, MB.
- 6 Indigenous Climate Action, E. Deranger, J. Gobby and R. Sinclair, 2021: Decolonizing climate policy in Canada:
7 Report from Phase One.
- 8 INECC and Semarnat, 2018: *Sexta Comunicación Nacional y Segundo Informe Bienal de Actualización ante la*
9 *Convención Marco de las Naciones Unidas sobre el Cambio Climático*.
- 10 International Joint Commission (IJC), 2018: *Climate Change Guidance Framework for IJC Boards: A Highlights*
11 *Report 2018*. Available at: [https://ijc.org/sites/default/files/2019-](https://ijc.org/sites/default/files/2019-03/IJC_IWI_Board_Climate_Change_Highlights_Report_2018.pdf)
12 [03/IJC_IWI_Board_Climate_Change_Highlights_Report_2018.pdf](https://ijc.org/sites/default/files/2019-03/IJC_IWI_Board_Climate_Change_Highlights_Report_2018.pdf).
- 13 IPBES, 2018: *The IPBES regional assessment report on biodiversity and ecosystem services for the Americas* [Rice, J.
14 (ed.)]. Secretariat of the Intergovernmental Science-Policy Platform on Biodiversity and Ecosystem Services,
15 Bonn, Germany.
- 16 IPCC, 2013: *Climate Change 2013: The Physical Science Basis. Contribution of Working Group I to the Fifth*
17 *Assessment Report of the Intergovernmental Panel on Climate Change* [Stocker, T. F. (ed.)]. Cambridge
18 University Press, Cambridge, United Kingdom and New York, NY, USA, 1535 pp.
- 19 IPCC, 2014: *Climate Change 2014: Impacts, Adaptation, and Vulnerability. Part B: Regional Aspects. Contribution of*
20 *Working Group II to the Fifth Assessment Report of the Intergovernmental Panel on Climate Change* [Barros, V.
21 R. (ed.)]. Cambridge University Press, Cambridge, United Kingdom and New York, NY, USA, 688 pp. ISBN
22 9781107058163.
- 23 IPCC, 2018: *Global Warming of 1.5°C. An IPCC Special Report on the impacts of global warming of 1.5°C above pre-*
24 *industrial levels and related global greenhouse gas emission pathways, in the context of strengthening the global*
25 *response to the threat of climate change, sustainable development, and efforts to eradicate poverty* [Masson-
26 Delmotte, V. (ed.)]. In press pp. ISBN 9789291691517.
- 27 IPCC, 2019a: *Climate Change and Land: an IPCC special report on climate change, desertification, land degradation,*
28 *sustainable land management, food security, and greenhouse gas fluxes in terrestrial ecosystems*.
- 29 IPCC, 2019b: *IPCC Special Report on the Ocean and Cryosphere in a Changing Climate* [Pörtner, H. O. (ed.)]. In press
30 pp.
- 31 IPCC, 2019c: *Special Report on the Ocean and Cryosphere in a Changing Climate*.
- 32 IPCC, In Press: *Climate Change 2021: The Physical Science Basis, the Working Group I contribution to the Sixth*
33 *Assessment Report* [[Masson-Delmotte, V., P. Zhai, A. Pirani, S. L. Connors, C. Péan, S. Berger, N. Caud, Y.
34 Chen, L. Goldfarb, M. I. Gomis, M. Huang, K. Leitzell, E. Lonnoy, J. B. R. Matthews, T. K. Maycock, T.
35 Waterfield, O. Yelekçi, R. Yu and B. Zhou (eds.)]. IPCC, Press, C. U.
- 36 Irby, I. et al., 2015: Challenges associated with modeling low-oxygen waters in Chesapeake Bay: a multiple model
37 comparison. *Biogeosciences Discussions*, **12**(24).
- 38 Isaak, D. J. et al., 2018: Global Warming of Salmon and Trout Rivers in the Northwestern U.S.: Road to Ruin or Path
39 Through Purgatory? *Transactions of the American Fisheries Society*, **147**(3), 566-587, doi:10.1002/tafs.10059.
- 40 Isaak, D. J. et al., 2016: Slow climate velocities of mountain streams portend their role as refugia for cold-water
41 biodiversity. *Proc. Natl. Acad. Sci. U. S. A.*, **113**(16), 4374-4379, doi:10.1073/pnas.1522429113.
- 42 Isaksen, T. B., M. Yost, E. Hom and R. Fenske, 2014: Projected health impacts of heat events in Washington State
43 associated with climate change. *Reviews on Environmental Health*, **29**(1-2), 119-123, doi:10.1515/reveh-2014-
44 0029.
- 45 Islam, S. U., S. J. Déry and A. T. Werner, 2017: Future Climate Change Impacts on Snow and Water Resources of the
46 Fraser River Basin, British Columbia. *Journal of Hydrometeorology*, **18**(2), 473-496, doi:10.1175/JHM-D-16-
47 0012.1.
- 48 ITK, 2019: *National Inuit climate change strategy*. Kanatami, I. T., 48 pp. Available at: [https://www.itk.ca/wp-](https://www.itk.ca/wp-content/uploads/2019/06/ITK_Climate-Change-Strategy_English.pdf)
49 [content/uploads/2019/06/ITK_Climate-Change-Strategy_English.pdf](https://www.itk.ca/wp-content/uploads/2019/06/ITK_Climate-Change-Strategy_English.pdf).
- 50 Ito, T. et al., 2019: Mechanisms of Low-Frequency Oxygen Variability in the North Pacific. *Global Biogeochem.*
51 *Cycles*, **33**(2), 110-124.
- 52 IUCN, 2016: *Resolution 6.069: Defining Nature-based solutions*. WCC-2016-Res-069, IUCN, Gland, Switzerland, 2
53 pp. Available at: https://www.iucn.org/sites/dev/files/content/documents/wcc_2016_res_069_en.pdf.
- 54 Jacobs, J. M. et al., 2018: *Chapter 12: Transportation* [Reidmiller, D. R., C. W. Avery, D. R. Easterling, K. E. Kunkel,
55 K. L. M. Lewis, T. K. Maycock and B. C. Stewart (eds.)]. Impacts, Risks, and Adaptation in the United States:
56 Fourth National Climate Assessment, Volume II U.S. Global Change Research Program, Washington, D.C., USA,
57 470-511 pp.
- 58 Jagai, J. S. et al., 2017: Sanitary sewer overflows and emergency room visits for gastrointestinal illness: Analysis of
59 Massachusetts data, 2006-2007. *Environmental Health Perspectives*, **125**(11), 117007, doi:10.1289/EHP3143.
- 60 Jahanandish, N. A. and Alireza, 2019: "Is climate change impacting Rideau Canal Skateway, the world's longest
61 skating rink? *Natural Hazards: Journal of the International Society for the Prevention and Mitigation of Natural*
62 *Hazards*, **98**(1), 91-101.

- Jamestown S'klallam Tribe, 2016: *2015 Puget Sound Coho Fishery Disaster for the Jamestown S'klallam Tribe*. Available at: https://media.fisheries.noaa.gov/dam-migration/68_puget_coho_request_jamestown_noaa-sf.pdf.
- Janssens, C. et al., 2020: Through International Trade. *Nature Climate Change*, **10**(September).
- Jantasami, L. C. et al., 2018a: Tribes and Indigenous Peoples. In: *Impacts, Risks and Adaptation in the United States: Fourth National Climate Assessment* [Reidmiller, D. R., C. W. Avery, D. R. Easterling, K. E. Kunkel, K. L. M. Lewis, T. K. Maycock and B. C. Stewart (eds.)]. U.S. Global Change Research Program, Washington, D.C., U.S.A., pp. 572-603.
- Jantasami, L. C. et al., 2018b: Tribes and Indigenous Peoples. In: *Impacts, risks, and adaptation in the United States: Fourth National Climate Assessment, Volume II* [Reidmiller, D. R., C. W. Avery, D. R. Easterling, K. E. Kunkel, K. L. M. Lewis, T. K. Maycock and B. C. Stewart (eds.)]. U.S. Global Change Research Program, Washington, DC, USA, pp. 572-603.
- Jardine, S. L., M. C. Fisher, S. K. Moore and J. F. Samhouri, 2020: Inequality in the Economic Impacts from Climate Shocks in Fisheries: The Case of Harmful Algal Blooms. *Ecological Economics*, **176**(April), 106691-106691, doi:10.1016/j.ecolecon.2020.106691.
- Jasanof, S., 2010: A New Climate for Society. *Theory, Culture & Society*, 233-253.
- Javeline, D. et al., 2015: Expert opinion on extinction risk and climate change adaptation for biodiversity. *Elementa: Science of the Anthropocene*, **3**, 000057, doi:10.12952/journal.elementa.000057.
- Jeong, D. I. and L. Sushama, 2018a: Rain-on-snow events over North America based on two Canadian regional climate models. *Climate Dynamics*, **50**(1-2), 303-316, doi:10.1007/s00382-017-3609-x.
- Jeong, I. D. and A. J. Cannon, 2020: Projected changes to risk of wind-driven rain on buildings in Canada under +0.5 °C to +3.5 °C global warming above the recent period. *Climate Risk Management*, **30**, 100261, doi:https://doi.org/10.1016/j.crm.2020.100261.
- Jeong, I. D. and L. Sushama, 2018b: Rain-on-snow events over North America based on two Canadian regional climate models. *Climate Dynamics*, **50**(1-2), 303-316, doi:10.1007/s00382-017-3609-x.
- Jessoe, K., D. T. Manning and J. E. Taylor, 2018: Climate Change and Labour Allocation in Rural Mexico: Evidence from Annual Fluctuations in Weather. *Econ J*, **128**(608), 230-261, doi:10.1111/econj.12448.
- Jewett, L. and A. Romanou, 2017: Ch. 13: Ocean Acidification and Other Ocean Changes. Climate Science Special Report: Fourth National Climate Assessment, Volume I. doi:10.7930/j0qv3jqb.
- Jiménez-Moleón, M. C. and M. A. Gómez-Albores, 2011: Waterborne diseases in the state of Mexico, Mexico (2000-2005). *Journal of Water and Health*, **9**(1), 200-207, doi:10.2166/wh.2010.149.
- Jin, Z. et al., 2017: The combined and separate impacts of climate extremes on the current and future US rainfed maize and soybean production under elevated CO₂. *Global Change Biology*, **23**(7), 2687-2704, doi:https://doi.org/10.1111/gcb.13617.
- Johnson, H. E. et al., 2018: Human development and climate affect hibernation in a large carnivore with implications for human-carnivore conflicts. *Journal of Applied Ecology*, **55**(2), 663-672, doi:10.1111/1365-2664.13021.
- Johnson, R. K. and K. Almlof, 2016: Adapting boreal streams to climate change: effects of riparian vegetation on water temperature and biological assemblages. *Freshw. Sci.*, **35**(3), 984-997, doi:10.1086/687837.
- Johnston, L. M. and M. D. Flannigan, 2018: Mapping Canadian wildland fire interface areas. *International Journal of Wildland Fire*, **27**(1), 1-14, doi:https://doi.org/10.1071/WF16221.
- Johnston, L. M. et al., 2020: Wildland fire risk research in Canada. *Environmental Reviews*, **28**(2), 164-186.
- Johnston, M., J. Dawson, É. De Souza and E. J. Stewart, 2016: Management challenges for the fastest growing marine shipping sector in Arctic Canada: pleasure crafts. *Polar Rec.*, doi:10.1017/S0032247416000565.
- Jones, C. et al., 2021: Actionable science and collaborative climate planning. In: *Status of Tribes and climate change report* [Marks-Marino, D. (ed.)]. Institute for Tribal Environmental Professionals, Northern Arizona University, Flagstaff, AZ, pp. 46-55.
- Jones, E. H. et al., 2013: *Vibrio* infections and surveillance in Maryland, 2002-2008. *Public Health Reports*, **128**(6), 537-545, doi:10.1177/003335491312800613.
- Jones, L. A. et al., 2019a: Coupling of palaeontological and neontological reef coral data improves forecasts of biodiversity responses under global climatic change. *R Soc Open Sci*, **6**(4), 182111, doi:10.1098/rsos.182111.
- Jones, M. C. et al., 2020: High sensitivity of Bering Sea winter sea ice to winter insolation and carbon dioxide over the last 5500 years. *Science Advances*, **6**(36), eaaz9588, doi:10.1126/sciadv.aaz9588.
- Jones, S. M. and D. S. Gutzler, 2016: Spatial and Seasonal Variations in Aridification across Southwest North America. *Journal of Climate*, **29**(12), 4637-4649, doi:10.1175/jcli-d-14-00852.1.
- Jones, T. et al., 2019b: Unusual mortality of Tufted puffins (*Fratercula cirrhata*) in the eastern Bering Sea. *PLoS One*, **14**(5), e0216532, doi:10.1371/journal.pone.0216532.
- Jönsson, A. M. et al., 2012: Guess the impact of *Ips typographus*—An ecosystem modelling approach for simulating spruce bark beetle outbreaks. *Agricultural and Forest Meteorology*, **166-167**, 188-200, doi:10.1016/j.agrformet.2012.07.012.
- Jost, G., R. D. Moore, B. Menounos and R. Wheate, 2012: Quantifying the contribution of glacier runoff to streamflow in the upper Columbia River Basin, Canada. *Hydrology and Earth System Sciences*, **16**(3), 849-860, doi:10.5194/hess-16-849-2012.

- Juday, G. P., C. Alix and T. A. Grant, 2015: Spatial coherence and change of opposite white spruce temperature sensitivities on floodplains in Alaska confirms early-stage boreal biome shift. *Forest Ecology and Management*, **350**, 46-61, doi:10.1016/j.foreco.2015.04.016.
- Kabisch, N. et al., 2016: Nature-based solutions to climate change mitigation and adaptation in urban areas perspectives on indicators, knowledge gaps, barriers, and opportunities for action. *Ecology and Society*, **21**(2).
- Kabisch, N., H. Korn, J. Stadler and A. Bonn, 2017: *Nature-based solutions to climate change adaptation in urban areas: Linkages between science, policy and practice*. Springer Open, 337-337 pp. ISBN 9783319560915.
- Kahn, M. et al., 2019: Long-Term Macroeconomic Effects of Climate Change: A Cross-Country Analysis. doi:10.3386/w26167.
- Kane, J. M., J. Morgan Varner, M. R. Metz and P. J. van Mantgem, 2017: Characterizing interactions between fire and other disturbances and their impacts on tree mortality in western U.S. Forests. *Forest Ecology and Management*, **405**, 188-199, doi:10.1016/j.foreco.2017.09.037.
- Kaplan, M. B., T. A. Mooney, D. C. McCorkle and A. L. Cohen, 2013: Adverse effects of ocean acidification on early development of squid (*Doryteuthis pealeii*). *PLoS One*, **8**(5), e63714, doi:10.1371/journal.pone.0063714.
- Kappes, M. A. et al., 2010: Hawaiian albatrosses track interannual variability of marine habitats in the North Pacific. *Prog. Oceanogr.*, **86**(1), 246-260, doi:10.1016/j.pocean.2010.04.012.
- Karp, M. A. et al., 2019: Accounting for shifting distributions and changing productivity in the development of scientific advice for fishery management. *ICES Journal of Marine Science*, doi:10.1093/icesjms/fsz048.
- Kates, R. W., W. R. Travis and T. J. Wilbanks, 2012: Transformational adaptation when incremental adaptations to climate change are insufficient. *Proceedings of the National Academy of Sciences*, **109**(19), 7156-7161, doi:10.1073/pnas.1115521109.
- Kean, J. W. et al., 2019: Inundation, flow dynamics, and damage in the 9 January 2018 Montecito debris-flow event, California, USA: Opportunities and challenges for post-wildfire risk assessment. *Geosphere*, **15**(4), 1140-1163, doi:10.1130/ges02048.1.
- Kearney, G. D. and R. A. Bell, 2019: Perceptions of Global Warming Among the Poorest Counties in the Southeastern United States. *J. Public Health Manag. Pract.*, **25**(2), 107-112, doi:10.1097/PHH.0000000000000720.
- Keeley, A. T. H. et al., 2018: New concepts, models, and assessments of climate-wise connectivity. *Environmental Research Letters*, **13**(7), 073002, doi:10.1088/1748-9326/aac85.
- Keenan, J. M., T. Hill and A. Gumber, 2018: Climate gentrification: from theory to empiricism in Miami-Dade County, Florida. *Environmental Research Letters*, **13**(5), 054001, doi:10.1088/1748-9326/aabb32.
- Kennett, D. J. et al., 2012: Development and disintegration of Maya political systems in response to climate change. *Science*, **338**(6108), 788-791, doi:10.1126/science.1226299.
- Kenney, M. A. and M. D. Gerst, 2021: Synthesis of Indicators, Datasets, and Frameworks Available to Establish Resilience and Adaptation Indicators: Case Study of Chesapeake Bay Region, USA. *Current Climate Change Reports*, **7**(2), 35-44, doi:10.1007/s40641-021-00170-6.
- Kenney, M. A., A. C. Janetos and M. D. Gerst, 2020: A framework for national climate indicators. *Clim. Change*, **163**(4), 1705-1718.
- Kent, L. L. Y. et al., 2017: Climate drives fire synchrony but local factors control fire regime change in northern Mexico. *Ecosphere*, **8**(3), 13, doi:10.1002/ecs2.1709.
- Kermoal, N. and I. Altamirano-Jiménez, 2016: *Living on the Land: Indigenous Women's Understanding of Place*. AU Press, Edmonton, Alberta.
- Kevens, A. and S. N. Soroka, 2018: Growing apart? Partisan sorting in Canada, 1992–2015. *Canadian Journal of Political Science/Revue canadienne de science politique*, **51**(1), 103-133.
- Key, N. and S. Sneeringer, 2014: Potential Effects of Climate Change on the Productivity of U.S. Dairies. *American Journal of Agricultural Economics*, **96**(4), 1136-1156, doi:10.1093/ajae/aau002.
- Khalafzai, M.-A. K., T. K. McGee and B. Parlee, 2019: Flooding in the James Bay region of Northern Ontario, Canada: Learning from traditional knowledge of Kashechewan First Nation. *International Journal of Disaster Risk Reduction*, **36**, 101100, doi:10.1016/j.ijdrr.2019.101100.
- Khan, A., A. Charles and D. Armitage, 2018: Place-based or sector-based adaptation? A case study of municipal and fishery policy integration. *Climate Policy*, **18**(1), 14-23, doi:10.1080/14693062.2016.1228520.
- Kiefer, M. et al., 2016: Worker health and safety and climate change in the Americas: issues and research needs. *REVISTA PANAMERICANA DE SALUD PUBLICA-PAN AMERICAN JOURNAL OF PUBLIC HEALTH*, **40**(3), 192-197.
- Kim, M. K. and P. M. Jakus, 2019: Wildfire, national park visitation, and changes in regional economic activity. *Journal of Outdoor Recreation and Tourism*, **26**(February 2018), 34-42, doi:10.1016/j.jort.2019.03.007.
- Kim, Y. et al., 2019: Suicide and ambient temperature: A multi-country multi-city study. *Environmental Health Perspectives*, **127**(11), 117007-117007, doi:10.1289/EHP4898.
- King, N. et al., 2019: How do Canadian media report climate change impacts on health? A newspaper review. *Climatic Change*, **152**(3-4), 581-596.
- King, U. and C. Furgal, 2014: Is hunting still healthy? Understanding the interrelationships between Indigenous participation in land-based practices and human-environmental health. *International Journal of Environmental Research and Public Health*, **11**(6), 5751-5782, doi:10.3390/ijerph110605751.

- Kingsley, S. L. et al., 2016: Current and projected heat-related morbidity and mortality in Rhode Island. *Environmental Health Perspectives*, **124**(4), 460-467, doi:10.1289/ehp.1408826.
- Kinney, P. L. et al., 2015: Winter season mortality: will climate warming bring benefits? *Environmental Research Letters*, **10**, 064016-064016, doi:10.1088/1748-9326/10/6/064016.
- Kinniburgh, F., M. G. Simonton and C. Allouch, 2015: Come Heat and High Water: Climate Risk in the Southeastern US and Texas. *Risky Business Project*, 87.
- Kipp, A. et al., 2020: At-a-glance Climate change impacts on health and wellbeing in rural and remote regions across Canada: A synthesis of the literature. **39**(4), 122-126.
- Kirchmeier-Young, M. C. et al., 2019: Attribution of the Influence of Human-Induced Climate Change on an Extreme Fire Season. *Earth's Future*, **7**(1), 2-10, doi:10.1029/2018ef001050.
- Kistner, E. et al., 2018: Vulnerability of specialty crops to short-term climatic variability and adaptation strategies in the Midwestern USA. *Climatic Change*, **146**(1-2), 145-158, doi:10.1007/s10584-017-2066-1.
- Kitzberger, T., D. A. Falk, A. L. Westerling and T. W. Swetnam, 2017: Direct and indirect climate controls predict heterogeneous early-mid 21st century wildfire burned area across western and boreal North America. *PloS one*, **12**(12), e0188486.
- Kjellstrom, T. et al., 2019: *Working on a warmer planet: The effect of heat stress on productivity and decent work*. International Labour Office, Office, I. L., Geneva, 98 pp. Available at: https://www.ilo.org/wcmsp5/groups/public/---dgreports/---dcomm/---publ/documents/publication/wcms_711919.pdf.
- Klein, J. et al., 2018: The role of the private sector and citizens in urban climate change adaptation: Evidence from a global assessment of large cities. *Global environmental change*, **53**, 127-136.
- Klinenberg, E., 2015: *Heat wave: A social autopsy of disaster in Chicago*. University of Chicago Press.
- Klinsky, S., T. Roberts, S. Huq and C. Okereke, 2016: Why equity is fundamental in climate change policy research. *Global environmental change*, doi:10.1016/j.gloenvcha.2016.08.002.
- Kloesel, K. et al., 2018a: Southern Great Plains. In: *Impacts, risks, and adaptation in the United States: Fourth National Climate Assessment, Volume II* [Reidmiller, D. R., C. W. Avery, D. R. Easterling, K. E. Kunkel, K. L. M. Lewis, T. K. Maycock and B. C. Stewart (eds.)]. U.S. Global Change Research Program, Washington, DC, USA, pp. 987-1035.
- Kloesel, K. et al., 2018b: Chapter 23: Southern Great Plains. In: *Impacts, Risks, and Adaptation in the United States: Fourth National Climate Assessment* [Reidmiller, D. R., C. W. Avery, D. R. Easterling, K. E. Kunkel, K. L. M. Lewis, T. K. Maycock and B. C. Stewart (eds.)]. U.S. Global Change Research Program, Washington, D.C., U.S.A., pp. 987-1035.
- Klotzbach, P. J., S. G. Bowen, R. Pielke and M. Bell, 2018: CONTINENTAL US HURRICANE LANDFALL FREQUENCY AND ASSOCIATED DAMAGE Observations and Future Risks. *Bulletin of the American Meteorological Society*, **99**(7), 1359-+, doi:10.1175/bams-d-17-0184.1.
- Knutson, C. L., M. J. Hayes and M. D. Svoboda, 2007: Case study of Tribal drought planning: The Hualapai Tribe. *Natural Hazards Review*, **8**(4), 125-131, doi:10.1061/(asce)1527-6988(2007)8:4(125).
- Koch, A., C. Brierley, M. M. Maslin and S. L. Lewis, 2019: Earth system impacts of the European arrival and Great Dying in the Americas after 1492. *Quaternary Science Reviews*, **2007**, 13-36.
- Kocis, T. N. and H. E. Dahlke, 2017: Availability of high-magnitude streamflow for groundwater banking in the Central Valley, California. *Environmental Research Letters*, **12**(8), 084009, doi:10.1088/1748-9326/aa7b1b.
- Koerth, J., A. T. Vafeidis and J. Hinkel, 2017: Household-Level Coastal Adaptation and Its Drivers: A Systematic Case Study Review. *Risk Analysis*, **37**(4), 629-646, doi:10.1111/risa.12663.
- Koetse, M. J. and P. Rietveld, 2009: The impact of climate change and weather on transport: An overview of empirical findings. *Transportation Research Part D: Transport and Environment*, **14**(3), 205-221, doi:10.1016/j.trd.2008.12.004.
- Kohler, T. A. et al., 2014: The Better Angels of Their Nature: Declining Conflict Through Time Among Prehispanic Farmers of the Pueblo Southwest. *Am. Antiq.*, **79**, 444-464.
- Koks, E. E. et al., 2019: A global multi-hazard risk analysis of road and railway infrastructure assets. *Nature Communications*, **10**(1), 2677, doi:10.1038/s41467-019-10442-3.
- Kolden, C. A., 2019: We're not doing enough prescribed fire in the Western United States to mitigate wildfire risk. *Fire*, **2**(2), 30.
- Kolesar, S. E., K. A. Rose and D. L. Breitburg, 2017: Hypoxia Effects Within an Intra-guild Predation Food Web of Mnemiopsis leidyi Ctenophores, Larval Fish, and Copepods. *Modeling Coastal Hypoxia*, 279-317, doi:10.1007/978-3-319-54571-4_11.
- Kootenai Culture Committee, 2015: The traditional worldview of the Kootenai people. *Montana: The Magazine of Western History*, **65**(3), 47-73.
- Kossin, J. P., 2018: A global slowdown of tropical-cyclone translation speed. *Nature*, **558**(7708), 104-+, doi:10.1038/s41586-018-0158-3.
- Kossin, J. P. et al., 2017: Ch. 9: Extreme Storms. Climate Science Special Report: Fourth National Climate Assessment, Volume I. doi:10.7930/j07s7kxx.
- Koubi, V., 2019: Climate Change and Conflict. *Annual Review of Political Science*, **22**(1), 343-360, doi:10.1146/annurev-polisci-050317-070830.

- Kousky, C., H. Kunreuther, S. Xian and N. Lin, 2021: Adapting our Flood Risk Policies to Changing Conditions. *Risk Analysis*, **n/a**(n/a), doi:<https://doi.org/10.1111/risa.13692>.
- Kovach, R. P. et al., 2019: An Integrated Framework for Ecological Drought across Riverscapes of North America. *BioScience*, **69**(6), 418-431, doi:10.1093/biosci/biz040.
- Kovachis, N. et al., 2017: Ice-jam flood delineation: Challenges and research needs. *Canadian Water Resources Journal*, **42**(3), 258-268, doi:10.1080/07011784.2017.1294998.
- Kovacs, P., S. Guilbault, E. Lambert and R. Kovacs, 2020: *Cities adapt to extreme wildfires: Celebrating local leadership*. Available at: https://www.iclr.org/wp-content/uploads/2020/12/Cities-Adapt-to-Extreme-WILDFIRES_Final_Dec19.pdf.
- Kovacs, P., S. Guilbault and D. Sandink, 2014: *Cities adapt to extreme rainfall: Celebrating local leadership*. Institute for Catastrophic Loss Reduction, Toronto, 104-104 pp.
- Koven, C. D. et al., 2020: Benchmarking and parameter sensitivity of physiological and vegetation dynamics using the Functionally Assembled Terrestrial Ecosystem Simulator (FATES) at Barro Colorado Island, Panama. *Biogeosciences*, **17**(11), 3017-3044, doi:10.5194/bg-17-3017-2020.
- Krayenhoff, E. S. et al., 2018: Diurnal interaction between urban expansion, climate change and adaptation in US cities. *Nat. Clim. Chang.*, **8**(12), 1097-1103, doi:10.1038/s41558-018-0320-9.
- Kritzer, J. P., C. Costello, T. Mangin and S. L. Smith, 2019: Responsive harvest control rules provide inherent resilience to adverse effects of climate change and scientific uncertainty. *ICES Journal of Marine Science*, doi:10.1093/icesjms/fsz038.
- Kronik, J. and D. Verner, 2010: *Indigenous Peoples and climate change in Latin America and the Caribbean*. World Bank Publications, Washington.
- Kronk Warner, E. A. and R. S. Abate, 2013: International and domestic law dimensions of climate justice for Arctic Indigenous People. *Revue Generale de Droit*, **43**, 113-150, doi:10.7202/1021212ar.
- Kukal, M. S. and S. Irmak, 2018: Climate-Driven Crop Yield and Yield Variability and Climate Change Impacts on the U.S. Great Plains Agricultural Production. *Sci Rep*, **8**(1), 1-18, doi:10.1038/s41598-018-21848-2.
- Kunkel, K. E. and S. M. Champion, 2019: An Assessment of Rainfall from Hurricanes Harvey and Florence Relative to Other Extremely Wet Storms in the United States. *Geophysical Research Letters*, **46**(22), 13500-13506, doi:10.1029/2019gl085034.
- Kunkel, K. E. et al., 2020: Precipitation Extremes: Trends and Relationships with Average Precipitation and Precipitable Water in the Contiguous United States. *Journal of Applied Meteorology and Climatology*, **59**(1), 125-142, doi:10.1175/jamc-d-19-0185.1.
- Kunkel, K. E. et al., 2016: Trends and Extremes in Northern Hemisphere Snow Characteristics. *Current Climate Change Reports*, **2**(2), 65-73, doi:10.1007/s40641-016-0036-8.
- Kytomaa, H. K. et al., 2019: An integrated method for quantifying and managing extreme weather risks and liabilities for industrial infrastructure and operations. *Process Saf. Prog.*, **11**, doi:10.1002/prs.12087.
- La Jolla Band of Luiseno Indians, 2019: *Adaptation Plan*. Available at: https://drive.google.com/file/d/1NVEfYOMUMdQcaFBATFT-Lq8eVThqW_Oj/view.
- Lacasse, M. A., A. Gaur and T. V. Moore, 2020: Durability and Climate Change—Implications for Service Life Prediction and the Maintainability of Buildings. *Buildings*, **10**(3), 53.
- Lachapelle, E., C. P. Borick and B. Rabe, 2012: Public Attitudes toward Climate Science and Climate Policy in Federal Systems: Canada and the United States Compared 1. *Review of Policy Research*, **29**(3), 334-357.
- Lake, F. K., 2021: Indigenous fire stewardship: Federal/Tribal partnerships for wildland fire research and management. *Fire Management Today*, **79**(1), 30-39.
- Lal, R. et al., 2011: Management to mitigate and adapt to climate change. *Journal of Soil and Water Conservation*, **66**(4), 276-282, doi:10.2489/jswc.66.4.276.
- Lall, U. et al., 2018: Water. *Impacts, Risks, and Adaptation in the United States: Fourth National Climate Assessment, Volume II*, doi:10.7930/nca4.2018.ch3.
- Lam, V. W. Y., W. W. L. Cheung and U. R. Sumaila, 2016: Marine capture fisheries in the Arctic: winners or losers under climate change and ocean acidification? *Fish and Fisheries*, **17**(2), 335-357, doi:10.1111/faf.12106.
- Lane, D. R. et al., 2013: Quantifying and valuing potential climate change impacts on coral reefs in the United States: comparison of two scenarios. *PLoS One*, **8**(12), e82579, doi:10.1371/journal.pone.0082579.
- Lant, C., T. J. Stoeber, J. T. Schoof and B. Crabb, 2016: The effect of climate change on rural land cover patterns in the Central United States. *Climatic Change*, **138**(3-4), 585-602, doi:10.1007/s10584-016-1738-6.
- Lantuit, H. et al., 2012: The Arctic Coastal Dynamics Database: A New Classification Scheme and Statistics on Arctic Permafrost Coastlines. *Estuaries and Coasts*, **35**(2), 383-400, doi:10.1007/s12237-010-9362-6.
- Larrauri, P. C. and U. Lall, 2019: *Assessing the exposure of critical infrastructure and other assets to the climate induced failure of aging dams in the U.S. Final Report for the Global Risk Institute*. Columbia Water Center, Columbia University. Available at: <https://globalriskinstitute.org/publications/assessing-the-hazard-and-exposure-of-dams-in-the-u-s/>.
- Latta, A., 2018: Indigenous Rights and Multilevel Governance: Learning From the Northwest Territories Water Stewardship Strategy. *International Indigenous Policy Journal*, **9**(2), doi:10.18584/iipj.2018.9.2.4.

- Latulippe, N. and N. Klenk, 2020: Making room and moving over: knowledge co-production, Indigenous knowledge sovereignty and the politics of global environmental change decision-making. *Current Opinion in Environmental Sustainability*, **42**, 7-14, doi:10.1016/j.cosust.2019.10.010.
- Laufkötter, C., J. Zscheischler and T. L. Frölicher, 2020: High-impact marine heatwaves attributable to human-induced global warming. *Science (New York, N.Y.)*, **369**(6511), 1621-1625, doi:10.1126/science.aba0690.
- Lavorel, S., B. Locatelli, M. J. Colloff and E. Bruley, 2020: Co-producing ecosystem services for adapting to climate change. *Philos. Trans. R. Soc. B-Biol. Sci.*, **375**(1794), doi:10.1098/rstb.2019.0119.
- Law, B. E. et al., 2018: Land use strategies to mitigate climate change in carbon dense temperate forests. *Proceedings of the National Academy of Sciences*, **115**(14), 3663-3668, doi:10.1073/pnas.1720064115.
- Lawler, J. J. et al., 2020: Planning for climate change through additions to a national protected area network: implications for cost and configuration. *Philosophical Transactions of the Royal Society B: Biological Sciences*, **375**(1794), 20190117, doi:10.1098/rstb.2019.0117.
- Le Bris, A. et al., 2018: Climate vulnerability and resilience in the most valuable North American fishery. *Proc. Natl. Acad. Sci. U. S. A.*, **115**(8), 1831-1836, doi:10.1073/pnas.1711122115.
- Le, G. E. et al., 2014: Canadian forest fires and the effects of long-range transboundary air pollution on hospitalizations among the elderly. *ISPRS Int. Geo-Inf.*, **3**(2), 713-731, doi:10.3390/ijgi3020713.
- Le, M. H., K. V. Dinh, M. V. Nguyen and I. Rønnestad, 2020: Combined effects of a simulated marine heatwave and an algal toxin on a tropical marine aquaculture fish cobia (*Rachycentron canadum*). *Aquaculture Research*, **51**(6), 2535-2544, doi:10.1111/are.14596.
- Leblond, M., M.-H. St-Laurent and S. D. Côté, 2016: Caribou, water, and ice—fine-scale movements of a migratory arctic ungulate in the context of climate change. *Movement ecology*, **4**(1), 14.
- Lee, J. Y. et al., 2019: Predicted temperature-increase-induced global health burden and its regional variability. *Environment International*, **131**, 105027-105027, doi:10.1016/j.envint.2019.105027.
- Lee, M. et al., 2014: Acclimatization across space and time in the effects of temperature on mortality: A time-series analysis. *Environmental Health*, **13**, 89, doi:10.1186/1476-069X-13-89.
- Lee, T.-S. et al., 2009: Risk factors associated with clinic visits during the 1999 forest fires near the Hoopa Valley Indian Reservation, California, USA. *International Journal of Environmental Health Research*, **19**(5), 315-327, doi:10.1080/09603120802712750.
- Leiserowitz, A. A., 2005: American risk perceptions: Is climate change dangerous? *Risk Analysis: An International Journal*, **25**(6), 1433-1442.
- Lemelin, H. et al., 2010: Last-chance tourism: the boom, doom, and gloom of visiting vanishing destinations. *Curr. Issues Tourism*, **13**, 477-493.
- Lemieux, C. J. et al., 2017: "The End of the Ice Age?": Disappearing World Heritage and the Climate Change Communication Imperative. *Environmental Communication*, doi:10.1080/17524032.2017.1400454.
- Lemieux, C. J., J. Thompson, D. S. Slocumbe and R. Schuster, 2015: Climate change collaboration among natural resource management agencies: lessons learned from two US regions. *Journal of Environmental Planning and Management*, **58**(4), 654-677, doi:10.1080/09640568.2013.876392.
- Lemmen, D. et al., 2021: Sector Impacts and Adaptation. In: *Canada in a changing climate* [Warren, F. and N. Lulham (eds.)]. Government of Canada, Ottawa, ON, pp. 488-570.
- Lemmen, D. S., F. J. Warren, T. S. James and C. S. L. Mercer Clarke, 2016: *Canada's marine coasts in a changing climate*. **53**, 1689-1699 pp. Available at: www.adaptation.nrcan.gc.ca.
- Lempert, R. J. et al., 2018: Chapter 28: Reducing Risks Through Adaptation Actions. In: *Impacts, Risks, and Adaptation in the United States: Fourth National Climate Assessment* [Reidmiller, D. R., C. W. Avery, D. R. Easterling, K. E. Kunkel, K. L. M. Lewis, T. K. Maycock and B. C. Stewart (eds.)]. U.S. Global Change Research Program, Washington, D.C., U.S.A., pp. 1309-1345.
- Lenton, T. M., 2013: Environmental tipping points. *Annual Review of Environment and Resources* **38**, 1-29, doi:10.1146/annurev-environ-102511-084654.
- Lenton, T. M., 2020a: Tipping positive change. *Philosophical Transactions of the Royal Society B: Biological Sciences*, **375**(1794), 20190123, doi:10.1098/rstb.2019.0123.
- Lenton, T. M., 2020b: Tipping positive change. *Philosophical Transactions of the Royal Society B: Biological Sciences*, **375**(1794), 0-2, doi:10.1098/rstb.2019.0123.
- Lenton, T. M. et al., 2019: Climate tipping points — too risky to bet against. *Nature*, **575**(7784), 592-595, doi:10.1038/d41586-019-03595-0.
- Leong, D. and S. Donner, 2016: Future Water Supply and Demand Management Options in the Athabasca Oil Sands. *River Research and Applications*, **32**(9), 1853-1861, doi:10.1002/rra.3033.
- Leong, D. N. S. and S. D. Donner, 2015: Climate change impacts on streamflow availability for the Athabasca Oil sands. *Climatic Change*, 651-663.
- Leskovar, D. I., S. Agehara, K. Yoo and N. Pascual-Seva, 2012: Crop Coefficient-based Deficit Irrigation and Planting Density for Onion: Growth, Yield, and Bulb Quality. *HortScience*, **47**(1), 31-37, doi:10.21273/HORTSCI.47.1.31.
- Lesnikowski, A. et al., 2017: What does the Paris Agreement mean for adaptation? *Climate Policy*, **17**(7), 825-831, doi:10.1080/14693062.2016.1248889.
- Levin, P. S. et al., 2014: Guidance for implementation of integrated ecosystem assessments: a US perspective. *ICES J. Mar. Sci.*, **71**(5), 1198-1204, doi:10.1093/icesjms/fst112.

- Levis, S. et al., 2018: CLMcrop yields and water requirements: avoided impacts by choosing RCP 4.5 over 8.5. *Climatic Change*, **146**(3-4), 501-515, doi:10.1007/s10584-016-1654-9.
- Leviston, Z., J. Price and B. Bishop, 2014: Imagining climate change: The role of implicit associations and affective psychological distancing in climate change responses. *Eur. J. Soc. Psychol.*, **44**(5), 441-454, doi:10.1002/ejsp.2050.
- Lewandowsky, S. et al., 2019: Influence and seepage: An evidence-resistant minority can affect public opinion and scientific belief formation. *Cognition*, **188**, 124-139.
- Lewison, R. et al., 2015: Dynamic Ocean Management: Identifying the Critical Ingredients of Dynamic Approaches to Ocean Resource Management. *Bioscience*, **65**(5), 486-498, doi:10.1093/biosci/biv018.
- Li, D. et al., 2017: How much runoff originates as snow in the western United States, and how will that change in the future? *Geophysical Research Letters*, **44**(12), 6163-6172, doi:10.1002/2017gl073551.
- Li, J., M. Mullan and J. Helgeson, 2014: Improving the practice of economic analysis of climate change adaptation. *Journal of Benefit-Cost Analysis*, **5**(3), 445-467.
- Li, M. et al., 2016: What drives interannual variability of hypoxia in Chesapeake Bay: Climate forcing versus nutrient loading? *Geophysical Research Letters*, **43**(5), 2127-2134, doi:10.1002/2015gl067334.
- Li, T., R. M. Horton and P. L. Kinney, 2013: Projections of seasonal patterns in temperature-related deaths for Manhattan, New York. *Nature Climate Change*, **3**(8), 717-721, doi:10.1038/nclimate1902.
- Li, X. et al., 2021: Arctic shipping guidance from the CMIP6 ensemble on operational and infrastructural timescales. *Climatic Change*, **167**(1), 23, doi:10.1007/s10584-021-03172-3.
- Limaye, V. S. et al., 2018: Climate change and heat-related excess mortality in the eastern USA. *EcoHealth*, **15**(3), 485-496, doi:10.1007/s10393-018-1363-0.
- Lin, S. et al., 2019: The effects of multiyear and seasonal weather factors on incidence of Lyme disease and its vector in New York State. *Science of the Total Environment*, **665**, 1182-1188, doi:10.1016/j.scitotenv.2019.02.123.
- Lin, Y., A. K. Y. Ng and M. Afenyo, 2020: Chapter 13 - Climate change, a double-edged sword: The case of Churchill on the Northwest Passage. In: *Maritime Transport and Regional Sustainability* [Ng, A. K. Y., J. Monios and C. Jiang (eds.)]. Elsevier, pp. 223-235. ISBN 978-0-12-819134-7.
- Liñan-Cabello, M. A., A. L. Quintanilla-Montoya, C. Sepúlveda-Quiroz and O. D. Cervantes-Rosas, 2016: Anthropogenic Susceptibility to environmental variability of the aquaculture sector in the State of Colima, Mexico: case study. *Lat. Am. J. Aquat. Res.*, **44**(3), 649-656, doi:10.3856/vol44-issue3-fulltext-24.
- Lipton, D. et al., 2018: Ecosystems, Ecosystem Services, and Biodiversity. In: *Impacts, Risks, and Adaptation in the United States: Fourth National Climate Assessment, Volume II* [Reidmiller, D. R., C. W. Avery, D. R. Easterling, K. E. Kunkel, K. L. M. Lewis, T. K. Maycock and B. C. Stewart (eds.)]. U.S. Global Change Research Program, Washington, DC, USA, pp. 268-321.
- Lithgow, D. et al., 2019: Exploring the co-occurrence between coastal squeeze and coastal tourism in a changing climate and its consequences. *Tourism Management*, **74**, 43-54, doi:10.1016/j.tourman.2019.02.005.
- Littell, J. S., D. McKenzie, D. L. Peterson and A. L. Westerling, 2009: Climate and wildfire area burned in western U. S. ecoregions, 1916-2003. *Ecological Applications*, **19**(4), 1003-1021.
- Littell, J. S., D. McKenzie, H. Y. Wan and S. A. Cushman, 2018: Climate Change and Future Wildfire in the Western United States: An Ecological Approach to Nonstationarity. *Earths Future*, **6**(8), 1097-1111, doi:10.1029/2018ef000878.
- Littell, J. S. et al., 2010: Forest ecosystems, disturbance, and climatic change in Washington State, USA. *Climatic Change*, **102**(1), 129-158, doi:10.1007/s10584-010-9858-x.
- Littlefield, C. E., M. Krosby, J. L. Michalak and J. J. Lawler, 2019: Connectivity for species on the move: supporting climate-driven range shifts. *Frontiers in Ecology and the Environment*, **17**(5), 270-278, doi:10.1002/fee.2043.
- Liu, J. C. et al., 2016: Future respiratory hospital admissions from wildfire smoke under climate change in the Western US. *Environmental Research Letters*, **11**(12), 124018, doi:10.1088/1748-9326/11/12/124018.
- Liu, J. C. et al., 2015: A systematic review of the physical health impacts from non-occupational exposure to wildfire smoke. *Environmental Research*, **136**, 120-132, doi:10.1016/j.envres.2014.10.015.
- Liu, J. C. et al., 2017a: Wildfire-specific fine particulate matter and risk of hospital admissions in urban and rural counties. *Epidemiology*, **28**(1), 77-85, doi:10.1097/EDE.0000000000000556.
- Liu, J. C. et al., 2017b: Who among the elderly is most vulnerable to exposure to and health risks of fine particulate matter from wildfire smoke? *American Journal of Epidemiology*, **186**(6), 730-735, doi:10.1093/aje/kwx141.
- Lluch-Cota, S. E. et al., 2010: Changing climate in the Gulf of California. *Progress in Oceanography*, **87**(1-4), 114-126, doi:10.1016/j.pocean.2010.09.007.
- Loehman, R., W. Flatley, L. Holsinger and A. Thode, 2018: Can Land Management Buffer Impacts of Climate Changes and Altered Fire Regimes on Ecosystems of the Southwestern United States? *Forests*, **9**(4), 192, doi:10.3390/f9040192.
- Loehman, R. A., R. E. Keane and L. M. Holsinger, 2020: Simulation Modeling of Complex Climate, Wildfire, and Vegetation Dynamics to Address Wicked Problems in Land Management. *Frontiers in Forests and Global Change*, **3**(3), doi:10.3389/ffgc.2020.00003.
- Long, J. W., F. K. Lake, R. W. Goode and B. M. Burnette, 2020a: How traditional tribal perspectives influence ecosystem restoration. *Ecopsychology*, **12**(2), 71-82, doi:10.1089/eco.2019.0055.

- 1 Long, J. W., F. K. Lake, R. W. Goode and B. M. Burnette, 2020b: How Traditional Tribal Perspectives Influence
2 Ecosystem Restoration. *Ecopsychology*.
- 3 Long, W., K. M. Swiney and R. J. Foy, 2013a: Effects of ocean acidification on the embryos and larvae of red king
4 crab, *Paralithodes camtschaticus*. *Marine Pollution Bulletin*, **69**(1-2), 38-47, doi:10.1016/j.marpolbul.2013.01.011.
- 5 Long, W. C. et al., 2013b: Effects of ocean acidification on juvenile red king crab (*Paralithodes camtschaticus*) and
6 Tanner crab (*Chionoecetes bairdi*) growth, condition, calcification, and survival. *PLoS One*, **8**(4), e60959,
7 doi:10.1371/journal.pone.0060959.
- 8 López-Blanco, J. et al., 2018: Land suitability levels for rainfed maize under current conditions and climate change
9 projections in Mexico. *Outlook Agric.*, **47**(3), 181-191, doi:10.1177/0030727018794973.
- 10 Lopez-Perez, M., F. I. Arreguin-Cortes and O. F. Ibanez, 2018: National Drought Policy in Mexico: A Paradigm
11 Change from Reactive to Proactive Management. In: *Drought and Water Crises: Integrating Science,*
12 *Management, and Policy, 2nd Edition* [Pulwarty, D. A. W. and S. Roger (eds.)]. CRC Press, Boca Raton, FL, pp.
13 409-429.
- 14 Loredó, S. A. et al., 2019: Spatial and temporal diving behavior of non-breeding common murre during two summers
15 of contrasting ocean conditions. *J. Exp. Mar. Bio. Ecol.*, **517**, 13-24, doi:10.1016/j.jembe.2019.05.009.
- 16 Loreto, D., M. Esperón-Rodríguez and V. L. Barradas, 2017: The climatic-environmental significance, status and
17 socioeconomic perspective of the grown-shade coffee agroecosystems in the central mountain region of Veracruz,
18 Mexico. *Investigaciones Geográficas*, **2017**(92), 87-100, doi:10.14350/ig.51876.
- 19 Louis, R. P., 2007: Can you hear us now? Voices from the margin: Using Indigenous methodologies in geographic
20 research. *Geographical Research*, **45**(2), 130-139, doi:10.1111/j.1745-5871.2007.00443.x.
- 21 Low, M., 2020: The Deh Cho Aboriginal Aquatic Resources and Oceans Management program-linking indigenous
22 peoples and academic researchers for monitoring of aquatic resources in a region of rapid permafrost loss. Vol.
23 2020 ed., pp. B123-101.
- 24 Lubetkin, K. C., A. L. Westerling and L. M. Kueppers, 2017: Climate and landscape drive the pace and pattern of
25 conifer encroachment into subalpine meadows. *Ecological Applications*, **27**(6), 1876-1887, doi:10.1002/eap.1574.
- 26 Lucatello, S., 2019: *Del TLCAN al T-MEC : la dimensión olvidada del medio ambiente en América del Norte*. Instituto
27 de Investigaciones Dr. José María Luis Mora : siglo xxi : Anthropos Editorial. ISBN 978-607-03-1043-0 ISSN.
- 28 Lund, J., J. Medellin-Azuara, J. Durand and K. Stone, 2018: Lessons from California's 2012–2016 drought. *Journal of*
29 *Water Resources Planning and Management*, **144**(10), doi:10.1061/(asce)wr.1943-5452.0000984.
- 30 Luthy, R. G., J. M. Wolfand and J. L. Bradshaw, 2020: Urban Water Revolution: Sustainable Water Futures for
31 California Cities. *Journal of Environmental Engineering*, **146**(7), doi:10.1061/(asce)ee.1943-7870.0001715.
- 32 Lynch, A. J. et al., 2016: Climate Change Effects on North American Inland Fish Populations and Assemblages.
33 *Fisheries*, **41**(7), 346-361, doi:10.1080/03632415.2016.1186016.
- 34 Lynch, M. J., P. B. Stretesky and M. A. Long, 2020a: Climate Change, Temperature, and Homicide: A Tale of Two
35 Cities, 1895–2015. *Wea. Climate Soc.*, **12**(1), 171-181, doi:10.1175/WCAS-D-19-0068.1.
- 36 Lynch, M. J., P. B. Stretesky, M. A. Long and K. L. Barrett, 2020b: The Climate Change-Temperature-Crime
37 Hypothesis: Evidence from a Sample of 15 Large US Cities, 2002 to 2015. *International Journal of Offender*
38 *Therapy and Comparative Criminology*, 0306624X20969934, doi:10.1177/0306624X20969934.
- 39 Lynham, J. et al., 2017: Costly stakeholder participation creates inertia in marine ecosystems. *Marine Policy*,
40 **76**(October 2015), 122-129, doi:10.1016/j.marpol.2016.11.011.
- 41 Lynn, K. et al., 2013: The impacts of climate change on tribal traditional foods. In: *Climate Change and Indigenous*
42 *Peoples in the United States* [Maldonado, J. K., B. Colombi and R. Pandya (eds.)]. Springer, Cham, pp. 37-48.
- 43 Lynn, K. et al., 2014: The impacts of climate change on tribal traditional foods. In: *Climate Change and Indigenous*
44 *Peoples in the United States: Impacts, Experiences and Actions* [Maldonado, J. K., B. Colombi and R. Pandya
45 (eds.)]. Springer International Publishing, Cham, pp. 37-48. ISBN 9783319052663.
- 46 Mach, K. J. et al., 2019: Climate as a risk factor for armed conflict. *Nature*, doi:10.1038/s41586-019-1300-6.
- 47 Mach, K. J., D. Mastrandrea, T. E. Bilir and C. B. Field, 2016: Understanding and responding to danger from climate
48 change: the role of key risks in the IPCC AR5. *Climatic Change*, **136**, 427-444, doi:10.1007/s10584-016-1645-x.
- 49 Mach, K. J., M. D. Mastrandrea, P. T. Freeman and C. B. Field, 2017: Unleashing expert judgment in assessment.
50 *Global Environmental Change*, **44**, 1-14, doi:https://doi.org/10.1016/j.gloenvcha.2017.02.005.
- 51 Mahoney, K., J. Lukas and M. Mueller, 2018: *Colorado-New Mexico Regional Extreme Precipitation Study Summary*
52 *Report Volume VI Considering Climate Change in the Estimation of Extreme Precipitation for Dam Safety*.
53 Colorado Division of Water Resources and New Mexico Office of the State Engineer, 57 pp. Available at:
54 https://www.colorado.edu/publications/reports/co-nm-reps_summary.pdf.
- 55 Maibach, E. W., A. Leiserowitz, C. Roser-Renouf and C. Mertz, 2011: Identifying like-minded audiences for global
56 warming public engagement campaigns: An audience segmentation analysis and tool development. *PloS one*,
57 **6**(3), e17571.
- 58 Maldonado, J. et al., 2021: Protection-in-place and community-led relocation. In: *Status of Tribes and climate change*
59 *report* [Marks-Marino, D. (ed.)]. Institute for Tribal Environmental Professionals, Northern Arizona University,
60 Flagstaff, AZ.
- 61 Maldonado, J. et al., 2017: The Story of Rising Voices: Facilitating collaboration between indigenous and western ways
62 of knowing. In: *Responses to disasters and climate change: Understanding vulnerability and fostering resilience*
63 [Companion, M. and M. S. Chaiken (eds.)]. CRC Press, pp. 15-26. ISBN 9781498760966.

- Maldonado, J. K. et al., 2016: Engagement with indigenous peoples and honoring traditional knowledge systems. *Climatic Change*, **135**(1), 111-126, doi:10.1007/s10584-015-1535-7.
- Maldonado, J. K., B. Colombi and R. Pandya, 2013: Climate change and Indigenous Peoples in the United States: Impacts, experiences and actions. *Climatic Change*, **120**, 601-614.
- Malhi, Y. et al., 2020: Climate change and ecosystems: threats, opportunities and solutions. *Philosophical Transactions of the Royal Society B: Biological Sciences*, **375**(1794), 20190104, doi:10.1098/rstb.2019.0104.
- Mamuji, A. A. and J. L. Rozdilsky, 2018: Wildfire as an increasingly common natural disaster facing Canada: understanding the 2016 Fort McMurray wildfire. *Natural Hazards*, 1-18.
- Mann, M. E. and P. H. Gleick, 2015: Climate change and California drought in the 21st century. *Proceedings of the National Academy of Sciences of the United States of America*, **112**(13), 3858-3859, doi:10.1073/pnas.1503667112.
- Manson, G. K., N. J. Couture and T. S. James, 2019: *CanCoast 2.0: Data and indices to describe the sensitivity of Canada's*. Available at: G.K. Manson, N.J. Couture, and T.S. James.
- Manuel-navarrete, D. and M. Pelling, 2015: Subjectivity and the politics of transformation in response to development and environmental change. *Glob. Environ. Change*, **35**, 558-569, doi:10.1016/j.gloenvcha.2015.08.012.
- Mares, D., 2013: Climate change and levels of violence in socially disadvantaged neighborhood groups. *J. Urban Health*, **90**(4), 768-783, doi:10.1007/s11524-013-9791-1.
- Mares, D. M. and K. W. Moffett, 2019: Climate Change and Crime Revisited: An Exploration of Monthly Temperature Anomalies and UCR Crime Data. *Environ. Behav.*, **51**(5), 502-529, doi:10.1177/0013916518781197.
- Maria Raquel, C. d. S., F. A. Montalto and M. I. Palmer, 2016: Potential climate change impacts on green infrastructure vegetation. *Urban Forestry and Urban Greening*, **20**, 128-139, doi:10.1016/j.ufug.2016.08.014.
- Marin, P. G., C. Julio, R. T. Dante Arturo and V. N. Daniel Jose, 2018: Drought and Spatiotemporal Variability of Forest Fires Across Mexico. *Chin. Geogr. Sci.*, **28**(1), 25-37, doi:10.1007/s11769-017-0928-0.
- Marino, E. and H. Lazrus, 2015: Migration or Forced Displacement?: The Complex Choices of Climate Change and Disaster Migrants in Shishmaref, Alaska and Nanumea, Tuvalu. *Human Organization*, **74**(4), 341-350, doi:10.17730/0018-7259-74.4.341.
- Marklein, A., E. Elias, P. Nico and K. Steenwerth, 2020: Projected temperature increases may require shifts in the growing season of cool-season crops and the growing locations of warm-season crops. *Science of the Total Environment*, **746**, 140918-140918, doi:10.1016/j.scitotenv.2020.140918.
- Markon, C. et al., 2018: Alaska. [Reidmiller, D. R., C. W. Avery, D. R. Easterling, K. E. Kunkel, K. L. M. Lewis, T. K. Maycock and B. C. Stewart (eds.)]. U.S. Global Change Research Program, Washington, DC, USA, pp. 1185-1241.
- Marks-Block, T., F. K. Lake and L. M. Curran, 2019: Effects of understory fire management treatments on California Hazelnut, an ecocultural resource of the Karuk and Yurok Indians in the Pacific Northwest. *Forest Ecology and Management*, **450**, 117517, doi:https://doi.org/10.1016/j.foreco.2019.117517.
- Marks-Marino, D., 2019: *The Samish Indian Nation*. Climate Change Program, Institute for Tribal Environmental Professionals, Northern Arizona University.
- Marks-Marino, D., 2020a: *Blue Lake Rancheria*. Climate Change Program, Institute for Tribal Environmental Professionals, Northern Arizona University.
- Marks-Marino, D., 2020b: *Quapaw Nation*. Climate Change Program, Institute for Tribal Environmental Professionals, Northern Arizona University.
- Marks-Marino, D., 2021: *The Seminole Tribe of Florida*. Available at: https://www7.nau.edu/itep/main/tcc/Tribes/gc_seminole.
- Marsha, A. et al., 2016: Influences of climatic and population changes on health-related mortality in Houston, Texas, USA. *Climatic Change*.
- Marsha, A. et al., 2018: Influences of climatic and population changes on heat-related mortality in Houston, Texas, USA. *Climatic Change*, **146**(3-4), 471-485, doi:10.1007/s10584-016-1775-1.
- Marshall, A. M., J. T. Abatzoglou, T. E. Link and C. J. Tennant, 2019a: Projected changes in interannual variability of peak snowpack amount and timing in the Western United States. *Geophys. Res. Lett.*, doi:10.1029/2019GL083770.
- Marshall, K. N. et al., 2019b: Inclusion of ecosystem information in US fish stock assessments suggests progress toward ecosystem-based fisheries management. *ICES Journal of Marine Science*, **76**(1), 1-9, doi:10.1093/icesjms/fsy152.
- Marshall, K. N. et al., 2018: Ecosystem-Based Fisheries Management for Social-Ecological Systems: Renewing the Focus in the United States with Next Generation Fishery Ecosystem Plans. *Conservation Letters*, **11**(1), e12367, doi:10.1111/conl.12367.
- Martin, C. et al., 2020a: Change rippling through our waters and culture. *Journal of Contemporary Water Research & Education*, **169**(1), 61-78, doi:10.1111/j.1936-704X.2020.03332.x.
- Martin, D. A., 2016: At the nexus of fire, water and society. *Philos. Trans. R. Soc. Lond. B Biol. Sci.*, **371**(1696), doi:10.1098/rstb.2015.0172.
- Martin, J. T. et al., 2020b: Increased drought severity tracks warming in the United States' largest river basin. *Proceedings of the National Academy of Sciences of the United States of America*, **117**(21), 11328-11336, doi:10.1073/pnas.1916208117.

- Martínez, M. L., G. Mendoza-González, R. Silva-Casarín and E. Mendoza-Baldwin, 2014: Land use changes and sea level rise may induce a “coastal squeeze” on the coasts of Veracruz, Mexico. *Global Environmental Change*, **29**, 180-188, doi:10.1016/j.gloenvcha.2014.09.009.
- Martínez-Austria, P. and E. Bandala, 2017: Temperature and Heat-Related Mortality Trends in the Sonoran and Mojave Desert Region. *Atmosphere*, **8**(12), 53, doi:10.3390/atmos8030053.
- Martínez-Austria, P. F., E. R. Bandala and C. Patino-Gomez, 2016: Temperature and heat wave trends in northwest Mexico. *PHYSICS AND CHEMISTRY OF THE EARTH*, **91**, 20-26, doi:10.1016/j.pce.2015.07.005.
- Martínez-Austria, P. F., A. V. Hidalgo and C. Patino-Gomez, 2019: Dynamic modelling of the climate change impact in the Conchos River basin water management. *Tecnología Y Ciencias Del Agua*, **10**(1), 207-233, doi:10.24850/jtyca-2019-01-08.
- Martinich, J. and A. Crimmins, 2019: Climate damages and adaptation potential across diverse sectors of the United States. *Nat. Clim. Chang.*, **9**, 397-404, doi:10.1038/s41558-019-0444-6.
- Marushka, L. et al., 2019: Potential impacts of climate-related decline of seafood harvest on nutritional status of coastal First Nations in British Columbia, Canada. *PLoS One*, **14**(2), e0211473, doi:10.1371/journal.pone.0211473.
- Mase, A. S., B. M. Gramig and L. S. Prokopy, 2017: Climate change beliefs, risk perceptions, and adaptation behavior among Midwestern US crop farmers. *Climate Risk Management*, **15**, 8-17.
- Mashpee Wampanoag, T., 2019: *Mashpee Wampanoag Tribe multi-hazard mitigation plan*. Available at: https://static1.squarespace.com/static/59ca33c0f09ca4a9c58455a9/t/5da7612ed2d7bf603d826b25/1571250511773/Draft+Mashpee+Wampanoag+Tribe+Multi-Hazard+Mitigation+Plan_191014.pdf.
- Masood, S., T. M. Van Zuiden, A. R. Rodgers and S. Sharma, 2017: An uncertain future for woodland caribou (*Rangifer tarandus caribou*): The impact of climate change on winter distribution in Ontario. *Rangifer*, **37**(1), doi:10.7557/2.37.1.4103.
- Mastachi-Loza, C. A. et al., 2016: Regional analysis of climate variability at three time scales and its effect on rainfed maize production in the Upper Lerma River Basin, Mexico. *Agriculture, Ecosystems & Environment*, **225**, 1-11, doi:https://doi.org/10.1016/j.agee.2016.03.041.
- Mathis, J. T., J. N. Cross, W. Evans and S. C. Doney, 2015: Ocean Acidification in the Surface Waters of the Pacific-Arctic Boundary Regions. *Oceanography*, **28**(2), 122-135.
- Matthews, S. N., L. R. Iverson, M. P. Peters and A. M. Prasad, 2019: *Assessing potential climate change pressures across the conterminous United States: mapping plant hardiness zones, heat zones, growing degree days, and cumulative drought severity throughout this century*. U.S. Department of Agriculture, Forest Service, Northern Research Station, U.S. Department of Agriculture, F. S., Northern Research Station, Newtown Square, PA, 31 pp. Available at: <https://doi.org/10.2737/NRS-RMAP-9>.
- Maxwell, K. et al., 2018a: Built environment, urban systems, and cities. In: Reidmiller, DR; Avery, CW; Easterling, DR; Kunkel, KE; Lewis, KLM; Maycock, TK; Stewart, BC, eds. 2018. *Impacts, Risks, and Adaptation in the United States: Fourth National Climate Assessment, Volume II*. Washington, DC: US Global Change Research Program. pp. 438–478., 438-478, doi:doi: 10.7930/NCA4.2018.CH11.
- Maxwell, K. et al., 2018b: Built environment, urban systems, and cities. In: Reidmiller, DR; Avery, CW; Easterling, DR; Kunkel, KE; Lewis, KLM; Maycock, TK; Stewart, BC, eds. 2018. *Impacts, Risks, and Adaptation in the United States: Fourth National Climate Assessment, Volume II*. Washington, DC: US Global Change Research Program. pp. 438–478., 2, 438-478.
- Maxwell, S. M. et al., 2015: Dynamic ocean management: Defining and conceptualizing real-time management of the ocean. *Marine Policy*, **58**, 42-50, doi:10.1016/j.marpol.2015.03.014.
- Mayer, A. and E. K. Smith, 2019: Unstoppable climate change? The influence of fatalistic beliefs about climate change on behavioural change and willingness to pay cross-nationally. *Climate Policy*, **19**(4), 511-523.
- Maynard, N. G., 2014: *Native Peoples - Native homelands climate change workshop II - Final report: An Indigenous response to climate change. November 18-21, 2009*. Prior Lake, Minnesota, 132 pp.
- Mayor, S. J. et al., 2017: Increasing phenological asynchrony between spring green-up and arrival of migratory birds. *Sci. Rep.*, **7**(1), 1902, doi:10.1038/s41598-017-02045-z.
- McCabe, G. J. et al., 2017: Evidence that Recent Warming is Reducing Upper Colorado River Flows. *Earth Interactions*, **21**, doi:10.1175/ei-d-17-0007.1.
- McCabe, R. M. et al., 2016: An unprecedented coastwide toxic algal bloom linked to anomalous ocean conditions. *Geophys. Res. Lett.*, **43**(19), 10366-10376, doi:10.1002/2016GL070023.
- McClain, L., 2021: Confluence for climate education: Aaniiih Nakoda College addresses our changing environment. *Tribal College Journal of American Indian Higher Education*, **32**(3).
- McCoy, D. et al., 2017: Large-scale climatic effects on traditional Hawaiian fishpond aquaculture. *PLOS ONE*, **12**(11), e0187951-e0187951, doi:10.1371/journal.pone.0187951.
- McCrary, R. R. and L. O. Mearns, 2019: Quantifying and Diagnosing Sources of Uncertainty in Midcentury Changes in North American Snowpack from NARCCAP. *Journal of Hydrometeorology*, **20**(11), 2229-2252, doi:10.1175/jhm-d-18-0248.1.
- McCright, A. M. and R. E. Dunlap, 2011: The politicization of climate change and polarization in the American public's views of global warming, 2001–2010. *The Sociological Quarterly*, **52**(2), 155-194.
- McDonald, R. et al., 2016: *Planting healthy air: A global analysis of the role of urban trees in addressing particulate matter pollution and extreme heat*. 95-95 pp. Available at: <https://global.nature.org/content/healthyair>.

- McDonald, Y. J., S. E. Grineski, T. W. Collins and Y.-A. Kim, 2015: A scalable climate health justice assessment model. *Social Science & Medicine*, **133**, 242-252, doi:10.1016/j.socscimed.2014.10.032.
- McGee, T. K., 2019: Preparedness and experiences of evacuees from the 2016 Fort McMurray Horse River wildfire. *Fire*, **2**(1), 13.
- McGregor, D., 2014: Traditional knowledge and water governance: The ethic of responsibility. *AlterNative*, **10**(5), 493-507.
- McGregor, D., W. Bayha and D. Simmons, 2010a: "Our responsibility to keep the land alive": Voices of Northern Indigenous researchers. *Pimatisiwin: A Journal of Aboriginal and Indigenous Community Health*, **8**(1), 101-124.
- McGregor, R. et al., 2010b: *Guidelines for Development and Management of Transportation Infrastructure in Permafrost Regions*. Canada, T. A. o., Ottawa, ON, 177 pp. Available at: <https://trid.trb.org/view/925691>.
- McIntyre, P. J. et al., 2015: Twentieth-century shifts in forest structure in California: Denser forests, smaller trees, and increased dominance of oaks. *Proc. Natl. Acad. Sci. U. S. A.*, **112**(5), 1458-1463, doi:10.1073/pnas.1410186112.
- McKelvey, K. S. and P. C. Buotte, 2018: Effects of Climate Change on Wildlife in the Northern Rockies. In: *Climate Change and Rocky Mountain Ecosystems* [Halofsky, J. E. and D. L. Peterson (eds.)]. Springer International Publishing, Cham, pp. 143-167. ISBN 978-3-319-56928-4.
- McKenney, D. et al., 2016: *Canada's Timber Supply: Current Status and Future Prospects under a Changing Climate*. Natural Resources Canada, Canadian Forest Service, Information report GLC-X-15, 75 pp.
- McLaughlin, J. B. et al., 2005: Outbreak of *Vibrio parahaemolyticus* gastroenteritis associated with Alaskan oysters. *New England Journal of Medicine*, **353**(14), 1463-1470, doi:10.1056/NEJMoa051594.
- McLean, K. E., J. Yao and S. B. Henderson, 2015: An evaluation of the British Columbia asthma monitoring system (BCAMS) and PM_{2.5} exposure metrics during the 2014 forest fire season. *International Journal of Environmental Research and Public Health*, **12**(6), 6710-6724, doi:10.3390/ijerph120606710.
- McMillan, T. et al., 2019: *Local adaptation in Canada: Survey report*. Available at: <http://ok-ccar.sites.olt.ubc.ca/files/2019/06/Local-Adaptation-in-Canada-Full-web-1.pdf>.
- McNeeley, S. M., 2017: Sustainable Climate Change Adaptation in Indian Country. *Weather Climate and Society*, **9**(3), 392-403, doi:10.1175/wcas-d-16-0121.1.
- McNeeley, S. M. and M. D. Shulski, 2011: Anatomy of a closing window: Vulnerability to changing seasonality in Interior Alaska. *Global Environmental Change*, **21**(2), 464-473, doi:10.1016/j.gloenvcha.2011.02.003.
- McPherson, M. et al., 2017: Expansion of the Lyme disease vector *Ixodes Scapularis* in Canada inferred from CMIP5 climate projections. *Environmental Health Perspectives*, **125**(5), 057008-057008, doi:10.1289/EHP57.
- McWethy, D. B. et al., 2019: Rethinking resilience to wildfire. *Nature Sustainability*, **2**(9), 797-804.
- Meadow, A. M. et al., 2015: Moving toward the deliberate coproduction of climate science knowledge. *Weather, Climate, and Society*, **7**(2), 179-191.
- Meadow, A. M., S. LeRoy, J. Weiss and L. Keith, 2018: *Climate profile for the city of Flagstaff, Arizona*. Available at: <https://climas.arizona.edu/sites/default/files/pdfclimate-profile.pdf>.
- Meakin, S. and T. Kurtvits, 2009: *Assessing the impacts of climate change on food security in the Canadian Arctic*. GRID-Adrenal, 46 pp. Available at: <https://www.grida.no/publications/146>.
- Medellin-Azuara, J. et al., 2015: Hydro-economic analysis of groundwater pumping for irrigated agriculture in California's Central Valley, USA. *Hydrogeol. J.*, **23**(6), 1205-1216, doi:10.1007/s10040-015-1283-9.
- Meehl, G. A., C. Tebaldi and D. Adams-Smith, 2016: US daily temperature records past, present, and future. *Proc. Natl. Acad. Sci. U. S. A.*, **113**(49), 13977-13982, doi:10.1073/pnas.1606117113.
- Meerow, S. and C. L. Mitchell, 2017: Weathering the storm: The politics of urban climate change adaptation planning. *Environment and Planning A*, **49**(11), 2619-2627, doi:10.1177/0308518X17735225.
- Mees, H. et al., 2016: Coproducing flood risk management through citizen involvement: Insights from cross-country comparison in Europe. *Ecol. Soc.*, **21**(3), doi:10.5751/ES-08500-210307.
- Mehdi, B. et al., 2015: Simulated impacts of climate change and agricultural land use change on surface water quality with and without adaptation management strategies. *Agriculture, Ecosystems & Environment*, **213**, 47-60.
- Meixner, T. et al., 2016: Implications of projected climate change for groundwater recharge in the western United States. *Journal of Hydrology*, **534**, 124-138, doi:10.1016/j.jhydrol.2015.12.027.
- Mekonnen, Z. A., R. F. Grant and C. Schwalm, 2017: Carbon sources and sinks of North America as affected by major drought events during the past 30 years. *Agricultural and Forest Meteorology*, **244-245**, 42-56, doi:10.1016/j.agrformet.2017.05.006.
- Melia, N., K. Haines and E. Hawkins, 2016: Sea ice decline and 21st century trans-Arctic shipping routes. *Geophysical Research Letters*, **43**(18), 9720-9728, doi:10.1002/2016gl069315.
- Melillo, J. M., T. T. C. Richmond and G. W. Yohe, 2014: *Climate Change Impacts in the United States: The Third National Climate Assessment*. US Global Change Research Program, Program, U. G. C. R., Washington, DC, 841 pp.
- Melis, T. et al., 2016: Using Large-Scale Flow Experiments to Rehabilitate Colorado River Ecosystem Function in Grand Canyon: Basis for an Adaptive Climate-Resilient Strategy. *Water Policy and Planning in a Variable and Changing Climate*, 315-345, doi:10.1201/b19534-21.
- Melvin, A. M. et al., 2017: Climate change damages to Alaska public infrastructure and the economics of proactive adaptation. *Proceedings of the National Academy of Sciences*, **114**(2), E122-E131.

- Mendenhall, E. et al., 2020: Climate change increases the risk of fisheries conflict. *Marine Policy*, **117**(March), 103954-103954, doi:10.1016/j.marpol.2020.103954.
- Meraz Jimenez, A. d. J. et al., 2019: Potential distribution of *Musca domestica* in Jesus Maria Municipality, Aguascalientes, Mexico, based on climate change scenarios. *Revista Mexicana De Ciencias Pecuarias*, **10**(1), 14-29, doi:10.22319/rmcp.v10i1.4241.
- Mercer Clarke, C. S. L., P. Manuel and F. J. Warren, 2016: The coastal challenge. [Lemmen, D. S., F. J. Warren, T. S. James and C. S. L. Mercer Clarke (eds.)]. Government of Canada, Ottawa, Ontario, pp. 69-98.
- Mercer, K. L., H. R. Perales and J. D. Wainwright, 2012: Climate change and the transgenic adaptation strategy: Smallholder livelihoods, climate justice, and maize landraces in Mexico. *Global Environmental Change*, **22**(2), 495-504, doi:10.1016/j.gloenvcha.2012.01.003.
- Merculieff, L. et al., 2017: *Arctic traditional knowledge and wisdom: Changes in the North American Arctic, perspectives from Arctic Athabaskan Council, Aleut International Association, Gwich'in Council International, and published accounts*. Conservation of Arctic Flora and Fauna International Secretariat, Akureyri, Iceland. Available at: <https://www.google.com/url?sa=t&rct=j&q=&esrc=s&source=web&cd=&cad=rja&uact=8&ved=2ahUKewjcw7Co2PTyAhWqFTQIHkYKbCqsQFnoECAQQAQ&url=https%3A%2F%2Fwww.caff.is%2Fmonitoring-series%2F412-arctic-traditional-knowledge-and-wisdom-changes-in-the-north-american-arctic%2Fdownload&usq=AOvVaw0ufqookgH19G50Yo2sogel>.
- Meredith, M. et al., 2019: Polar Regions. In IPCC Special Report on the Ocean and Cryosphere in a Changing Climate. In: *IPCC Special Report on the Ocean and Cryosphere in a Changing Climate* [Pörtner, H.-O., D. C. Roberts, V. Masson-Delmotte, P. Zhai, M. Tignor, E. Poloczanska, K. Mintenbeck, A. Alegria, M. Nicolai, A. Okem, J. Petzold, B. Rama and N. M. Weyer (eds.)]. IPCC.
- Messier, C. et al., 2019: The functional complex network approach to foster forest resilience to global changes. *Forest Ecosystems*, **6**(1), doi:10.1186/s40663-019-0166-2.
- Messner, S., L. Moran, G. Reub and J. Campbell, 2013: Climate change and sea level rise impacts at ports and a consistent methodology to evaluate vulnerability and risk. *WIT Transactions on Ecology and the Environment*, **169**, 141-153, doi:10.2495/CP130131.
- Metcalfe, S. E. et al., 2020a: Community perception, adaptation and resilience to extreme weather in the Yucatan Peninsula, Mexico. *Regional Environmental Change* **20**(1), 1-15, doi:10.1007/S10113-020-01586-W.
- Metcalfe, S. E. et al., 2020b: Community perception, adaptation and resilience to extreme weather in the Yucatan Peninsula, Mexico. *Regional Environmental Change*, **20**(1), 1-15, doi:10.1007/S10113-020-01586-W.
- Metro Vancouver, 2016: *Climate projections for Metro Vancouver*. Available at: <http://www.metrovancouver.org/services/air-quality/AirQualityPublications/ClimateProjectionsForMetroVancouver.pdf>.
- Meyer-Gutbrod, E. L., C. H. Greene and K. T. A. Davies, 2018: Marine species range shifts necessitate advanced policy planning: The case of the North Atlantic right whale. *Oceanography*, **31**(2), 19-23.
- Meza-Matty, I. A. et al., 2021: Daily, seasonal, and annual variability of temperature in streams inhabited by the endemic San Pedro Martir trout (*Oncorhynchus mykiss nelsoni*), in Baja California, Mexico, and the predicted temperature for the years 2025 and 2050. *Journal of Limnology*, **80**(2), doi:10.4081/jlimnol.2021.2001.
- Miami-Dade County, 2021: *Miami-Dade County Sea Level Rise Strategy*. County, M.-D., Miami, FL. Available at: <https://mdc.maps.arcgis.com/sharing/rest/content/items/b1a93c86abb548f99f712df2dac6d670/data>.
- Miao, Q., 2019: What affects government planning for climate change adaptation: Evidence from the U.S. states. *Environmental Policy and Governance*, **29**(5), 376-394, doi:10.1002/eet.1866.
- Michalak, A. M., 2016: Study role of climate change in extreme threats to water quality. *Nature*, **535**(7612), 349-350, doi:10.1038/535349a.
- Michalak, A. M. et al., 2013: Record-setting algal bloom in Lake Erie caused by agricultural and meteorological trends consistent with expected future conditions. *Proceedings of the National Academy of Sciences*, **110**(16), 6448-6452, doi:10.1073/pnas.1216006110.
- Middleton, J. et al., 2020a: "We're people of the snow:" Weather, climate change, and Inuit mental wellness. *Social Science & Medicine*, **262**, 113137, doi:10.1016/j.socscimed.2020.113137.
- Middleton, J. et al., 2020b: Indigenous mental health in a changing climate: A systematic scoping review of the global literature. *Environmental Research Letters*, **15**(5), 053001-053001, doi:10.1088/1748-9326/ab68a9.
- Middleton, J. et al., 2021: Temperature and place associations with Inuit mental health in the context of climate change. *Environmental Research*, **198**, 111166-111166, doi:10.1016/j.envres.2021.111166.
- Mildenberger, M. et al., 2016: The distribution of climate change public opinion in Canada. *PLoS One*, **11**(8), e0159774.
- Mildenberger, M., M. Lubell and M. Hummel, 2019: Personalized risk messaging can reduce climate concerns. *Glob. Environ. Change*, **55**(Complete), 15-24, doi:10.1016/j.gloenvcha.2019.01.002.
- Miles-Novelo, A. and C. A. Anderson, 2019: Climate Change and Psychology: Effects of Rapid Global Warming on Violence and Aggression. *Current Climate Change Reports*, **5**(1), 36-46.
- Millar, C. I. and N. L. Stephenson, 2015: Temperate forest health in an era of emerging megadisturbance. *Science*, **349**(6250), 823-826, doi:10.1126/science.aaa9933.

- 1 Miller, A. E., T. L. Wilson, R. L. Sherriff and J. Walton, 2017: Warming drives a front of white spruce establishment
2 near western treeline, Alaska. *Global Change Biology*, **23**(12), 5509-5522, doi:<https://doi.org/10.1111/gcb.13814>.
- 3 Miller, D. D. et al., 2018: Adaptation strategies to climate change in marine systems. *Glob. Chang. Biol.*, **24**(1), e1-e14,
4 doi:10.1111/gcb.13829.
- 5 Miller, K. A., 2017: Extreme Drought and California's Water Economy: Challenges and Opportunities for Building
6 Resilience. In: *Building a Climate Resilient Economy and Society – Challenges and Opportunities* [Ninan, K. N.
7 and M. Inoue (eds.)]. Edward Elgar, Northampton, MA, USA, pp. 164-182. ISBN ISBN: 978 1 78536 844 8.
- 8 Miller, K. A., A. F. Hamlet, D. S. Kenney and K. T. Redmond, 2016: *Water Policy and Planning in a Variable and*
9 *Changing Climate*. CRC Press, 434 pp. ISBN 9781482227987.
- 10 Mills, D. et al., 2015a: Quantifying and monetizing potential climate change policy impacts on terrestrial ecosystem
11 carbon storage and wildfires in the United States. *Climatic Change*, **131**(1), 163-178, doi:10.1007/s10584-014-
12 1118-z.
- 13 Mills, D. et al., 2015b: Climate change impacts on extreme temperature mortality in select metropolitan areas in the
14 United States. *Climatic Change*, **131**(1), 83-95, doi:10.1007/s10584-014-1154-8.
- 15 Mills, L. S. et al., 2018: Winter color polymorphisms identify global hot spots for evolutionary rescue from climate
16 change. *Science*, **359**(6379), 1033-1036, doi:10.1126/science.aan8097.
- 17 Mills, L. S. et al., 2013: Camouflage mismatch in seasonal coat color due to decreased snow duration. *Proc. Natl. Acad.*
18 *Sci. U. S. A.*, **110**(18), 7360-7365, doi:10.1073/pnas.1222724110.
- 19 Milly, P. C. D. et al., 2015: On Critiques of "Stationarity is Dead: Whither Water Management?". *Water Resources*
20 *Research*, **51**(9), 7785-7789, doi:10.1002/2015wr017408.
- 21 Milly, P. C. D. and K. A. Dunne, 2020: Colorado River flow dwindles as warming-driven loss of reflective snow
22 energizes evaporation. *Science*, **367**(6483), 1252-+, doi:10.1126/science.aay9187.
- 23 Mioduszewski, J. R. et al., 2019: Past and future interannual variability in Arctic sea ice in coupled climate models. *The*
24 *Cryosphere*, **13**(1), 113-124, doi:10.5194/tc-13-113-2019.
- 25 Misra, V. et al., 2021: The Florida Water and Climate Alliance (FloridaWCA): Developing a Stakeholder-Scientist
26 Partnership to Create Actionable Science in Climate Adaptation and Water Resource Management. *Bulletin of the*
27 *American Meteorological Society*, **102**(2), E367-E382, doi:10.1175/bams-d-19-0302.1.
- 28 Molina-Martínez, A. et al., 2016: Changes in butterfly distributions and species assemblages on a Neotropical mountain
29 range in response to global warming and anthropogenic land use. *Diversity and Distributions*, **22**(11), 1085-1098,
30 doi:10.1111/ddi.12473.
- 31 Molina-Navarro, E. et al., 2016: Hydrological modeling and climate change impacts in an agricultural semiarid region.
32 Case study: Guadalupe River basin, Mexico. *Agricultural Water Management*, **175**, 29-42,
33 doi:10.1016/j.agwat.2015.10.029.
- 34 Möller, I. et al., 2014: Wave attenuation over coastal salt marshes under storm surge conditions. *Nat. Geosci.*, **7**, 727,
35 doi:10.1038/ngeo2251.
- 36 Molnar, M. et al., 2021: Ecosystem Services; Chapter 5. In: *Canada in a Changing Climate* [Warren, F. J. and N.
37 Lulham (eds.)]. Government of Canada, Ottawa, ON, pp. 264-344.
- 38 Monaghan, A. J. et al., 2015: Climate change influences on the annual onset of Lyme disease in the United States. *Ticks*
39 *and Tick-borne Diseases*, **6**(5), 615-622, doi:10.1016/j.ttbdis.2015.05.005.
- 40 Monterosso, A. and C. Conde, 2018: Adaptive capacity: identifying the challenges faced by municipalities addressing
41 climate change in Mexico. *Climate and Development*, **10**(8), 729-741, doi:10.1080/17565529.2017.1372264.
- 42 Monterroso-Rivas, A. I. et al., 2018: Multi-temporal assessment of vulnerability to climate change: insights from the
43 agricultural sector in Mexico. *Climatic Change*, **147**(3-4), 457-473, doi:10.1007/s10584-018-2157-7.
- 44 Montiel-González, I., S. Martínez-Santiago, A. López Santos and G. García Herrera, 2017: Climate change impact on
45 rainfed agriculture in Aguascalientes, Mexico for the near future (2015-2039). *Revista Chapingo Serie Zonas*
46 *Áridas*, **16**(1), 1-13, doi:10.5154/r.rchsza.2017.01.001.
- 47 Moore, C. et al., 2021: Estimating the economic impacts of climate change on 16 major US fisheries. *Climate Change*
48 *Economics*, **12**(1), doi:10.1142/S2010007821500020.
- 49 Moore, S. E. and K. J. Kuletz, 2019: Marine birds and mammals as ecosystem sentinels in and near Distributed
50 Biological Observatory regions: An abbreviated review of published accounts and recommendations for
51 integration to ocean observatories. *Deep Sea Res. Part 2 Top. Stud. Oceanogr.*, **162**, 211-217.
- 52 Mora, C. et al., 2018: Broad threat to humanity from cumulative climate hazards intensified by greenhouse gas
53 emissions. *Nat. Clim. Chang.*, **8**(12), 1062-1071, doi:10.1038/s41558-018-0315-6.
- 54 Morales, K. et al., 2021: *Emerging topics* [Marks-Marino, D. (ed.)]. Status of tribes and climate change report, Institute
55 for Tribal Environmental Professionals, Northern Arizona University, Flagstaff, AZ, 277-295 pp. Available at:
56 <https://drive.google.com/file/d/1luwJpvcUkJNdaCGZAPdguYe35R4KXm1d/view?usp=sharing>.
- 57 Morecroft, M. D. et al., 2019: Measuring the success of climate change adaptation and mitigation in terrestrial
58 ecosystems. *Science*, **366**(6471).
- 59 Morefield, P. E. et al., 2018: Heat-related health impacts under scenarios of climate and population change.
60 *International Journal of Environmental Research and Public Health*, **15**(11), 2438-2438,
61 doi:10.3390/ijerph15112438.
- 62 Moreira, F. et al., 2020: Wildfire management in Mediterranean-type regions: paradigm change needed. *Environmental*
63 *Research Letters*, **15**(1), 011001, doi:10.1088/1748-9326/ab541e.

- Morelli, T. L. et al., 2016: Managing Climate Change Refugia for Climate Adaptation. *PLoS One*, **11**(8), e0159909, doi:10.1371/journal.pone.0159909.
- Mori, A. S. et al., 2021: Biodiversity–productivity relationships are key to nature-based climate solutions. *Nature Climate Change*, **11**(6), 543–550, doi:10.1038/s41558-021-01062-1.
- Morin, C. W. and A. C. Comrie, 2013: Regional and seasonal response of a West Nile virus vector to climate change. *Proceedings of the National Academy of Sciences*, **110**(39), 15620–15625, doi:10.1073/pnas.1307135110.
- Morley, J. W. et al., 2018: Projecting shifts in thermal habitat for 686 species on the North American continental shelf. *PLoS ONE*, **13**(5), 1–28, doi:10.1371/journal.pone.0196127.
- Morris, J. L. et al., 2018a: Bark beetles as agents of change in social–ecological systems. *Frontiers in Ecology and the Environment*, **16**, S34–S43, doi:10.1002/fee.1754.
- Morris, R. L., T. M. Konlechner, M. Ghisalberti and Stephen E. Swearer, 2018b: From grey to green: Efficacy of eco-engineering solutions for nature-based coastal defence. *Global Change Biology*, **24**(5), 1827–1842, doi:10.1111/gcb.14063.
- Morton, L. W., G. Roesch-McNally and A. Wilke, 2017: Upper Midwest farmer perceptions: Too much uncertainty about impacts of climate change to justify changing current agricultural practices. *Journal of Soil and Water Conservation*, **72**(3), 215–225.
- Mortsch, L., S. Cohen and G. Koshida, 2015: Climate and water availability indicators in Canada: Challenges and a way forward. Part II—Historic trends. *Canadian Water Resources Journal/Revue canadienne des ressources hydriques*, **40**(2), 146–159.
- Moser, J. C., B. A. Fitzgibbon and K. D. Klepzig, 2005: The Mexican pine beetle, *Dendroctonus mexicanus*: First record in the United States and co-occurrence with the southern pine beetle—*Dendroctonus frontalis* (Coleoptera: Scolytidae or Curculionidae: Scolytidae). *Entomological News*, **116**(4), 235–243.
- Moser, K. A. et al., 2019: Mountain lakes: Eyes on global environmental change. *Global and Planetary Change*, **178**, 77–95, doi:10.1016/j.gloplacha.2019.04.001.
- Moser, S. C., 2010: Communicating climate change: history, challenges, process and future directions. *WIREs Climate Change*, **1**(1), 31–53, doi:10.1002/wcc.11.
- Moser, S. C., J. Coffee and A. Seville, 2017: *Rising to the challenge together: A Review and Critical Assessment of the State of the US Climate Adaptation Field* The Kresge Foundation, Foundation, T. K., 106 pp. Available at: <https://kresge.org/content/rising-challenge-together>.
- Moss, R. H. et al., 2019: Evaluating Knowledge to Support Climate Action: A Framework for Sustained Assessment. *Weather, Climate, and Society*, **11**(3), 465–487, doi:https://doi.org/10.1175/WCAS-D-18-0134.1.
- Mote, P. W. et al., 2018: Dramatic declines in snowpack in the western US. *npj Climate and Atmospheric Science*, **1**(1), doi:10.1038/s41612-018-0012-1.
- Mottershead, K. D., T. K. McGee and A. Christianson, 2020: Evacuating a First Nation Due to Wildfire Smoke: The Case of Dene Tha' First Nation. *International Journal of Disaster Risk Science*, **11**(3), 274–286, doi:10.1007/s13753-020-00281-y.
- Moudrak, N., B. Feltmate, H. Venema and H. Osman, 2018: *Combating Canada's Rising Flood Costs: Natural infrastructure is an underutilized option*. Intact Centre on Climate Adaptation University of Waterloo, Canada, I. B. o., Waterloo, 68 pp. Available at: <http://assets.ibr.ca/Documents/Resources/IBC-Natural-Infrastructure-Report-2018.pdf>
- Muckleshoot Tribal Council, 2021: *2017 and 2019 Green River/Duwamish River Commercial Fisheries Disaster for Muckleshoot Indian Tribe*. Available at: https://s3.amazonaws.com/media.fisheries.noaa.gov/2020-10/70891_Muckleshoot.pdf?null.
- Mudryk, I. et al., 2021: Impact of 1°, 2°, and 4°C of global warming on ship navigation in the Canadian Arctic. *Nature Climate Change*, **11**, 673–679.
- Mudryk, L. R. et al., 2018: Canadian snow and sea ice: historical trends and projections. *The Cryosphere*, **12**(4), 1157–1176, doi:10.5194/tc-12-1157-2018.
- Mueter, F. J., N. A. Bond, J. N. Ianelli and A. B. Hollowed, 2011: Expected declines in recruitment of walleye pollock (*Theragra chalcogramma*) in the eastern Bering Sea under future climate change. *ICES Journal of Marine Science*, **68**(6), 1284–1296, doi:10.1093/icesjms/fsr022.
- Muhlfeld, C. C. et al., 2014: Invasive hybridization in a threatened species is accelerated by climate change. *Nature Climate Change*, **4**(7), 620.
- Mumme, S. P., 1999: Managing acute water scarcity on the US-Mexico border: Institutional issues raised by the 1990's drought. *Natural Resources Journal*, **39**(1), 149–166.
- Mumme, S. P., 2016: Scarcity and Power in US-Mexico Transboundary Water Governance: Has the Architecture Changed since NAFTA? *Globalizations*, **13**(6), 702–718, doi:10.1080/14747731.2015.1129710.
- Municipal Natural Assets Initiative, 2018: *Primer on natural asset management*. Available at: https://www.google.com/url?sa=t&rct=j&q=&esrc=s&source=web&cd=&cad=rja&uact=8&ved=2ahUKEwiQkf_2fTyAhXKJDQIHwvbDIEQFnoECAQQAQ&url=https%3A%2F%2Fmnaai.ca%2Fmedia%2F2018%2F01%2FFCMPrimer_Jan1_2018.pdf&usg=AOvVaw0caGvTG70T3Z2vIWomGvv.
- Munson, S. M., J. B. Bradford and K. R. Hultine, 2020: An Integrative Ecological Drought Framework to Span Plant Stress to Ecosystem Transformation. *Ecosystems*, 1–16.

- Murphy, K. W. and A. W. Ellis, 2019: An analysis of past and present megadrought impacts on a modern water resource system. *Hydrological Sciences Journal-Journal Des Sciences Hydrologiques*, **64**(1), 45-65, doi:10.1080/02626667.2019.1571274.
- Murray-Tortarolo, G. N., V. J. Jaramillo and J. Larsen, 2018: Food security and climate change: the case of rainfed maize production in Mexico. *Agric. For. Meteorol.*, **253-254**, 124-131, doi:10.1016/j.agrformet.2018.02.011.
- Murray-Tortarolo, G. N. and M. M. Salgado, 2021: Drought as a driver of Mexico-US migration. *Climatic Change*, **164**(3), 48, doi:10.1007/s10584-021-03030-2.
- Mustonen, T., 2005: *Stories of the raven—Snowchange 2005 conference report Anchorage Alaska*. Snowchange Cooperative. Available at: https://www.google.com/url?sa=t&rct=j&q=&esrc=s&source=web&cd=&cad=rja&uact=8&ved=2ahUKewiG_9OU2vTyAhUSNn0KHa0DDnAQFn0ECAQQAQ&url=http%3A%2F%2Fwww.snowchange.org%2Fpages%2Fwp-content%2Fuploads%2F2011%2F04%2FStoriesOfTheRaven_06NF.pdf&usg=AOvVaw0w5sr-CBO1FXnVTpBILWvs.
- Myers-Smith, I. H. et al., 2019: Eighteen years of ecological monitoring reveals multiple lines of evidence for tundra vegetation change. *Ecological Monographs*, **89**(2), e01351, doi:10.1002/ecm.1351.
- N. Y. C. Department of Environmental Protection, 2014: *One New York City: One Water*. Available at: <https://www1.nyc.gov/assets/dep/downloads/pdf/climate-resiliency/one-nyc-one-water.pdf>.
- Nakashima, D., J. Rubis and I. Krupnik, 2018: *Indigenous knowledge for climate change assessment and adaptation*. Cambridge University Press, Cambridge.
- Nalau, J., S. Becken and B. Mackey, 2018: Ecosystem-based Adaptation: A review of the constraints. *Environmental Science & Policy*, **89**, 357-364, doi:10.1016/j.envsci.2018.08.014.
- Napolean, V., 2012: Thinking about Indigenous legal orders. In: *Dialogues on human rights and legal pluralism* [Provost, R. and C. Sheppard (eds.)]. Springer, Dordrecht, pp. 229-245.
- Narayan, S. et al., 2016: The Effectiveness, Costs and Coastal Protection Benefits of Natural and Nature-Based Defences. *PLoS One*, **11**(5), e0154735, doi:10.1371/journal.pone.0154735.
- Narita, D., H.-O. Poertner and K. Rehdanz, 2020: Accounting for risk transitions of ocean ecosystems under climate change: an economic justification for more ambitious policy responses. *Climatic Change*, **162**(1), 1-11, doi:10.1007/s10584-020-02763-w.
- National Academies of Sciences, 2017: *Valuing Climate Damages: Updating Estimation of the Social Cost of Carbon Dioxide*. National Academies Press, 280 pp. ISBN 9780309454230.
- National Academies of Sciences, 2019: *A Research Review of Interventions to Increase the Persistence and Resilience of Coral Reefs*. National Academies Press, 258 pp. ISBN 9780309485388.
- National Fire Protection Association, 2013: *Community Wildfire Safety Through Regulation. A Best Practices Guide for Planners and Regulators*. National Fire Protection Association (NFPA), 25 pp. Available at: <https://www.nfpa.org/-/media/Files/Public-Education/By-topic/Wildland/WildfireBestPracticesGuide.ashx?la=en>.
- National Research Council, 2002: *Riparian areas: functions and strategies for management*. National Academies Press, Press, T. N. A., Wahsington, D.C. Available at: <https://doi.org/10.17226/10327>.
- National Research Council of Canada, 2021: *National guide for wildland-urban-interface fires: Guidance on hazard and exposure assessment, property protection, community resilience and emergency planning to minimize the impact of wildland-urban interface fires*. ISBN 9780660363080.
- National Tribal Air Association, 2021: *Status of Tribal Air Report 2021*. Available at: <https://secureservercdn.net/198.71.233.47/7vv.611.myftpupload.com/wp-content/uploads/2021/05/2021-NTAA-Status-of-Tribal-Air-Report.pdf>.
- Natural Resources Canada, 2018: *The State of Canada's Forests: Annual Report*. Canada, N. R., Ottawa, 80 pp. Available at: <https://cfs.nrcan.gc.ca/publications/download-pdf/39336>.
- Natural Resources Canada, 2021: Cost of wildland fire protection, Natural Resources Canada. Available at: <https://www.nrcan.gc.ca/climate-change/impacts-adaptations/climate-change-impacts-forests/forest-change-indicators/cost-fire-protection/17783>.
- Natural Resources Conservation Service, 2008: U.S. General Soil Map (STATSGO2), United States Department of Agriculture. Available at: <http://soildatamart.nrcs.usda.gov>.
- Návar, J., 2015: Hydro-climatic variability and perturbations in Mexico's north-western temperate forests. *Ecohydrology*, **8**(6), 1065-1072, doi:10.1002/eco.1564.
- Navarro-Espinoza, S. et al., 2021: Effects of Untreated Drinking Water at Three Indigenous Yaqui Towns in Mexico: Insights from a Murine Model. *International Journal of Environmental Research and Public Health*, **18**(2), doi:10.3390/ijerph18020805.
- Navarro-Estupinan, J. et al., 2018: Observed trends and future projections of extreme heat events in Sonora, Mexico. *INTERNATIONAL JOURNAL OF CLIMATOLOGY*, **38**(14), 5168-5181, doi:10.1002/joc.5719.
- Nawrotzki, R. J., J. DeWaard, M. Bakhtsiyarava and J. T. Ha, 2017: Climate shocks and rural-urban migration in Mexico: exploring nonlinearities and thresholds. *Climatic Change*, **140**(2), 243-258, doi:10.1007/s10584-016-1849-0.
- Nawrotzki, R. J., L. M. Hunter, D. M. Runfola and F. Riosmena, 2015a: Climate change as a migration driver from rural and urban Mexico. *Environmental Research Letters*, **10**(11), 114023, doi:10.1088/1748-9326/10/11/114023.

- Nawrotzki, R. J., L. M. Hunter, D. M. Runfola and F. Riosmena, 2015b: Climate Change as Migration Driver from Rural and Urban Mexico. *Environ. Res. Lett.*, **10**(11), doi:10.1088/1748-9326/10/11/114023.
- Nawrotzki, R. J., F. Riosmena, L. M. Hunter and D. M. Runfola, 2015c: Amplification or suppression: Social networks and climate change-migration association in rural Mexico. *Global Environmental Change*, **35**, 463-474.
- Nawrotzki, R. J., D. M. Runfola, L. M. Hunter and F. Riosmena, 2016: Domestic and International Climate Migration from Rural Mexico. *Human Ecology*, **44**(6), 687-699, doi:10.1007/s10745-016-9859-0.
- Nelson, M. K. and D. Shilling, 2018: *Traditional ecological knowledge: Learning from Indigenous practices for environmental sustainability*. Cambridge University Press, New York, NY, US. ISBN 9781108552998.
- Neumann, J. E. et al., 2015: Climate change risks to US infrastructure: impacts on roads, bridges, coastal development, and urban drainage. *Climatic Change*, **131**(1), 97-109.
- New York City, 2015: New York City Panel on Climate Change 2015 Report Executive Summary. *Annals of the New York Academy of Sciences*, **1336**(1), 9-17, doi:https://doi.org/10.1111/nyas.12591.
- Newbold, A. F. et al., 2019: Port of Los Angeles Sea Level Rise Adaptation Plan. In: *Ports 2019*, pp. 89-100.
- Ng, A. K. Y. et al., 2018: Implications of climate change for shipping: Opening the Arctic seas. *Wiley Interdisciplinary Reviews: Climate Change*, **9**(2), e507-e507, doi:10.1002/wcc.507.
- Ng, V. et al., 2017: Assessment of the probability of autochthonous transmission of chikungunya virus in Canada under recent and projected climate change. *Environmental Health Perspectives*, **125**(6), 067001, doi:10.1289/EHP669.
- Nicholls, R. J. et al., 2018: Stabilization of global temperature at 1.5 C and 2.0 C: implications for coastal areas. *Philosophical Transactions of the Royal Society A: Mathematical, Physical and Engineering Sciences*, **376**(2119), 20160448.
- Nielsen-Gammon, J. W. et al., 2020: Unprecedented Drought Challenges for Texas Water Resources in a Changing Climate: What Do Researchers and Stakeholders Need to Know? *Earth's Future*, **8**(8), doi:10.1029/2020ef001552.
- NIFC, 2021: Suppression Costs, National Interagency Fire Center. Available at: <https://www.nifc.gov/fire-information/statistics/suppression-costs>.
- NOAA, 2021: Coral Reef Watch, NOAA. Available at: https://coralreefwatch.noaa.gov/satellite/analyses_guidance/global_coral_bleaching_2014-17_status.php.
- NOAA, 2019: US billion-dollar weather and climate disasters. *Disaster Prevention and Management: An International Journal*, **15**(4).
- NOAA, US billion-dollar weather and climate disasters, National Centers for Environmental Information. Available at: <https://www.ncdc.noaa.gov/billions>.
- NOAA National Weather Service, 2017: *Summary of natural hazard statistics for 2016 in the United States*. NOAA, 6 pp. Available at: <https://www.weather.gov/media/hazstat/sum16.pdf>
- Nolan, C. et al., 2018: Past and future global transformation of terrestrial ecosystems under climate change. **361**(6405), 920-923, doi:10.1126/science.aan5360 %J Science.
- Nordgren, J., M. Stults and S. Meerow, 2016: Supporting local climate change adaptation: Where we are and where we need to go. *Environ. Sci. Policy*, **66**, 344-352, doi:10.1016/j.envsci.2016.05.006.
- Norgaard, K. M. and W. Tripp, 2019: *Karuk Climate Adaptation Plan*. Karuk Tribe. Available at: https://karuktribeclimatechangeprojects.files.wordpress.com/2019/08/final-karuk-climate-adaptation-plan_july2019.pdf.
- Norton-Smith, K. et al., 2016a: *Climate change and indigenous peoples: a synthesis of current impacts and experiences*. U.S. Department of Agriculture, F. S. P. N. R. S., Portland, OR, 136 pp.
- Norton-Smith, K. et al., 2016b: *Climate change and Indigenous Peoples: A synthesis of current impacts and experiences*. U.S. Department of Agriculture, Portland, OR, US, 136 pp. Available at: https://www.fs.fed.us/pnw/pubs/pnw_gtr944.pdf.
- NRTEE, 2011: *Paying the Price: The Economic Impacts of Climate Change for Canada*. Economy, N. R. T. o. t. E. a. t., Ottawa, Ontario, Canada, 168 pp. Available at: <http://nrt-trn.ca/wp-content/uploads/2011/09/paying-the-price.pdf>.
- Nurse-Bray, M., R. Palmer, T. F. Smith and P. Rist, 2019: Old ways for new days: Australian Indigenous peoples and climate change. *Local Environment*, **24**(5), 473-486, doi:10.1080/13549839.2019.1590325.
- NYC, 2013: *A Stronger, More Resilient New York*. York, T. C. o. N., NY, NY, 445 pp. Available at: http://s-media.nyc.gov/agencies/sirr/SIRR_singles_Lo_res.pdf.
- NYC Mayor's Office of Resiliency, 2020: *Climate Resiliency Design Guidelines*. NYC Mayor's Office of Resiliency, NY, NY, 72 pp. Available at: https://www1.nyc.gov/assets/orr/pdf/NYC_Climate_Resiliency_Design_Guidelines_v4-0.pdf.
- Nyland, K. E. et al., 2017: Traditional Inupiat ice cellars (SIGIUAQ) in Barrow, Alaska: Characteristics, temperature monitoring, and distribution. *Geographical Review*, **107**(1), 143-158, doi:10.1111/j.1931-0846.2016.12204.x.
- O'Neil, S. J. and S. Cairns, 2017: *Defining and scoping municipal natural assets*. Available at: <https://www.google.com/url?sa=t&rct=j&q=&esrc=s&source=web&cd=&cad=rja&uact=8&ved=2ahUKEwiY4Zfv3PTyAhUIFjQIHZ7qAkMQFnoECAQQAQ&url=https%3A%2F%2Fwww.assetmanagementbc.ca%2Fwp-content%2Fuploads%2Fdefining-scoping-municipal-natural-capital-final-15mar2017.pdf&usg=AOvVaw33tgp0TYhy8HHQaPuqjYB4>.
- O'Reilly, C. M. et al., 2015: Rapid and highly variable warming of lake surface waters around the globe. *Geophysical Research Letters*, **42**(24), 10,773-710,781, doi:10.1002/2015gl066235.

- O'Connor, R. C. et al., 2020: Small-scale water deficits after wildfires create long-lasting ecological impacts. *Environmental Research Letters*, **15**(4), 044001, doi:10.1088/1748-9326/ab79e4.
- Obradovich, N., R. Migliorini, M. P. Paulus and I. Rahwan, 2018: Empirical evidence of mental health risks posed by climate change. *Proceedings of the National Academy of Sciences of the United States of America*, **115**(43), 10953-10958, doi:10.1073/pnas.1801528115.
- Obrist, B., C. Pfeiffer and R. Henley, 2010: Multi-layered social resilience: a new approach in mitigation research. *Progress in Development Studies*, **10**(4), 283-293.
- OECD, 2015: *The Economic Consequences of Climate Change*.
- Office of the Auditor General of Canada, 2016: *Spring 2016: Reports of the Commissioner of the Environment and Sustainable Development, Report 2: Mitigating the impacts of Severe Weather Events*. 24-24 pp. Available at: https://www.oag-bvg.gc.ca/internet/English/parl_cesd_201605_02_e_41381.html.
- Ogden, N. H. et al., 2014: Estimated effects of projected climate change on the basic reproductive number of the Lyme disease vector *Ixodes scapularis*. *Environmental Health Perspectives*, **122**(6), 631-638, doi:10.1289/ehp.1307799.
- Olds, H. T. et al., 2018: High levels of sewage contamination released from urban areas after storm events: A quantitative survey with sewage specific bacterial indicators. *PLoS Medicine*, **15**(7), e1002614, doi:10.1371/journal.pmed.1002614.
- Olsen, R., 2015: *Adapting Infrastructure and Civil Engineering Practice to a Changing Climate*. American Society of Civil Engineers, Reston, VA, 93 pp. ISBN 9780784479193.
- Olsson, L. et al., 2014: Livelihoods and poverty. In: *Climate Change 2014: Impacts, Adaptation, and Vulnerability. Part A: Global and Sectoral Aspects. Contribution of Working Group II to the Fifth Assessment Report of the Intergovernmental Panel of Climate Change* [Field, C. B., V. R. Barros, D. J. Dokken, K. J. Mach, M. D. Mastrandrea, T. E. Bilir, M. Chatterjee, K. L. Ebi, Y. O. Estrada, R. C. Genova, B. Girma, E. S. Kissel, A. N. Levy, S. MacCracken, P. R. Mastrandrea and L. L. White (eds.)]. Cambridge University Press, Cambridge, United Kingdom and New York, NY, USA, pp. 793-832.
- Oneida Nation Pre-Disaster Mitigation Plan Steering Committee and Bay-Lake Regional Planning Commission, 2016: *Oneida Nation - 2015-20 Pre-Disaster Mitigation Plan*. Available at: https://baylakerpc.org/application/files/7915/2830/1159/oneida_nation_haz_plan_update_final.pdf.
- Oremus, K. L., 2019: Climate variability reduces employment in New England fisheries. *Proceedings of the National Academy of Sciences of the United States of America*, **116**(52), 26444-26449, doi:10.1073/pnas.1820154116.
- Oreskes, N., 2004: The scientific consensus on climate change. *Science*, **306**(5702), 1686-1686.
- Oreskes, N. and E. M. Conway, 2011: *Merchants of doubt: How a handful of scientists obscured the truth on issues from tobacco smoke to global warming*. Bloomsbury Publishing USA. ISBN 1608193942.
- Ortega-Gaucin, D., J. D. Bartolon and H. V. C. Bahena, 2018: Drought Vulnerability Indices in Mexico. *Water*, **10**(11), doi:10.3390/w10111671.
- Ortiz-Bobea, A. et al., 2021: Anthropogenic climate change has slowed global agricultural productivity growth. *Nature Climate Change*, **11**(4), 306-312, doi:10.1038/s41558-021-01000-1.
- Ortiz-Colón, G. et al., 2018: Assessing climate vulnerabilities and adaptive strategies for resilient beef and dairy operations in the tropics. *Climatic Change*, **146**(1-2), 47-58, doi:10.1007/s10584-017-2110-1.
- Ortiz-Jiménez, M. A., 2018: Quantitative evaluation of the risk of *Vibrio parahaemolyticus* through consumption of raw oysters (*Crassostrea corteziensis*) in Tepic, Mexico, under the RCP2.6 and RCP8.5 climate scenarios at different time horizons. *Food Research International*, **111**, 111-119, doi:10.1016/j.foodres.2018.05.012.
- Østhagen, 2020: Fish, Not Oil, at the Heart of (Future) Arctic Resource Conflicts. In: *Arctic Yearbook 2020* [Heininen, L., H. Exner-Pirot and J. Barnes (eds.)]. Arctic Portal, Akureyri, Iceland, pp. 43-59.
- Oswal, U., 1991: *Estrategias de supervivencia en la Ciudad de México*. Universidad Nacional Autónoma de México, Mexico City.
- Otkin, J. A. et al., 2018: Flash droughts: A review and assessment of the challenges imposed by rapid-onset droughts in the United States. *Bulletin of the American Meteorological Society*, **99**(5), 911-919, doi:10.1175/BAMS-D-17-0149.1.
- Otto, I. M. et al., 2020: Social tipping dynamics for stabilizing Earth's climate by 2050. *Proceedings of the National Academy of Sciences of the United States of America*, **117**(5), 2354-2365, doi:10.1073/pnas.1900577117.
- Oulahan, G. et al., 2018: Barriers and Drivers of Planning for Climate Change Adaptation across Three Levels of Government in Canada. *Planning Theory & Practice*, **19**(3), 405-421, doi:10.1080/14649357.2018.1481993.
- Overpeck, J. T. and B. Udall, 2020: Climate change and the aridification of North America COMMENT. *Proceedings of the National Academy of Sciences of the United States of America*, **117**(22), 11856-11858, doi:10.1073/pnas.2006323117.
- Palacios-Abrantes, J., U. R. Sumaila and W. W. L. Cheung, 2020: Challenges to transboundary fisheries management in North America under climate change. *Ecology and Society*, **25**(4), art41-art41, doi:10.5751/ES-11743-250441.
- Palaologou, P. et al., 2019: Social vulnerability to large wildfires in the western USA. *Landscape and Urban Planning*, **189**, 99-116.
- Palko, K. and D. S. Lemmen, 2017: *Climate risks and adaptation practices for the Canadian transportation sector 2016*. Canada, G. o. Available at: <https://trid.trb.org/view/1483889>.
- Paredes-Tavares, J. et al., 2018: Impacts of Climate Change on the Irrigation Districts of the Rio Bravo Basin. *Water*, **10**(3).

- Parisien, M.-A. et al., 2020: Fire deficit increases wildfire risk for many communities in the Canadian boreal forest. *Nature Communications*, **11**(1), 1-9.
- Parker, A. and Z. Grossman, 2012: *Asserting native resilience: Pacific rim Indigenous nations face the climate change*. Oregon State University Press, Corbalis, OR, US.
- Parker, L. E., A. J. McElrone, S. M. Ostojia and E. J. Forrester, 2020: Extreme heat effects on perennial crops and strategies for sustaining future production. *Plant Science*, **295**, 110397, doi:<https://doi.org/10.1016/j.plantsci.2019.110397>.
- Parks, S. A. and J. T. Abatzoglou, 2020: Warmer and drier fire seasons contribute to increases in area burned at high severity in western US forests from 1985 to 2017. *Geophysical Research Letters*, **47**(22), e2020GL089858.
- Parks, S. A., S. Z. Dobrowski, J. D. Shaw and C. Miller, 2019: Living on the edge: trailing edge forests at risk of fire-facilitated conversion to non-forest. *Ecosphere*, **10**(3), 17, doi:[10.1002/ecs2.2651](https://doi.org/10.1002/ecs2.2651).
- Parlee, B. L., E. Goddard, L. K. é. D. F. Nation and M. Smith, 2014: Tracking change: Traditional knowledge and monitoring of wildlife health in Northern Canada. *Human Dimensions of Wildlife*, **19**(1), 47-61, doi:[10.1080/10871209.2013.825823](https://doi.org/10.1080/10871209.2013.825823).
- Parlee, C. and M. Wiber, 2018: Using conflict over risk management in the marine environment to strengthen measures of governance. *Ecol. Soc.*, **23**(4), doi:[10.5751/ES-10334-230405](https://doi.org/10.5751/ES-10334-230405).
- Parris, A. S. et al., 2016: *Climate in context: science and society partnering for adaptation*. John Wiley & Sons. ISBN 1118474791.
- Partain, J. L., Jr. et al., 2017: An Assessment of the Role of Anthropogenic Climate Change in the Alaska Fire Season of 2015. *Bulletin of the American Meteorological Society*, **97**(12), S14-S18, doi:[10.1175/bams-d-16-0149.1](https://doi.org/10.1175/bams-d-16-0149.1).
- Patrick, R., 2018: Adapting to climate change through source water protection: Case studies from Alberta and Saskatchewan, Canada. *International Indigenous Policy Journal*, **9**(3), doi:[10.18584/iipj.2018.9.3.1](https://doi.org/10.18584/iipj.2018.9.3.1).
- Patricola, C. M. and M. F. Wehner, 2018: Anthropogenic influences on major tropical cyclone events. *Nature*, **563**(7731), 339-346, doi:[10.1038/s41586-018-0673-2](https://doi.org/10.1038/s41586-018-0673-2).
- Paul, M. J., R. Coffey, J. Stamp and T. Johnson, 2019a: A Review of Water Quality Responses to Air Temperature and Precipitation Changes 1: Flow, Water Temperature, Saltwater Intrusion. *JAWRA Journal of the American Water Resources Association*, **55**(4), 824-843.
- Paul, S., D. Ghebreyesus and H. O. Sharif, 2019b: Brief Communication: Analysis of the Fatalities and Socio-Economic Impacts Caused by Hurricane Florence. *GEOSCIENCES*, **9**(2), doi:[10.3390/geosciences9020058](https://doi.org/10.3390/geosciences9020058).
- Pauloo, R. A. et al., 2020: Domestic well vulnerability to drought duration and unsustainable groundwater management in California's Central Valley. *Environmental Research Letters*, **15**(4), doi:[10.1088/1748-9326/ab6f10](https://doi.org/10.1088/1748-9326/ab6f10).
- Payne, T. R., 2020: IN (NOT SO) DEEP WATER: THE TEXAS-NEW MEXICO WATER WAR AND THE UNWORKABLE PROVISIONS OF THE RIO GRANDE COMPACT. *Texas Tech Law Review*, **52**, 669-703, doi:<https://dx.doi.org/10.2139/ssrn.3327529>.
- Peacock, M. B. et al., 2018: Blurred lines: Multiple freshwater and marine algal toxins at the land-sea interface of San Francisco Bay, California. *Harmful Algae*, **73**, 138-147, doi:[10.1016/j.hal.2018.02.005](https://doi.org/10.1016/j.hal.2018.02.005).
- Pearce, T., J. D. Ford, A. Caron and B. P. Kudlak, 2012: Climate change adaptation planning in remote, resource-dependent communities: an Arctic example. *Regional Environ. Change*, **12**(4), 825-837, doi:[10.1007/s10113-012-0297-2](https://doi.org/10.1007/s10113-012-0297-2).
- Pearce, W., S. Niederer, S. M. Özkula and N. Sánchez Querubín, 2019: The social media life of climate change: Platforms, publics, and future imaginaries. *WIREs Climate Change*, **10**(2), e569, doi:<https://doi.org/10.1002/wcc.569>.
- Pearson, A. R., M. T. Ballew, S. Naiman and J. P. Schuldt, 2017: *Race, class, gender and climate change communication*. Oxford research encyclopedia of climate science, Press, O. U., 26 pp. Available at: <https://oxfordre.com/climatescience/view/10.1093/acrefore/9780190228620.001.0001/acrefore-9780190228620-e412>.
- Pecl, G. T. et al., 2017: Biodiversity redistribution under climate change: Impacts on ecosystems and human well-being. *Science*, **355**(6332), doi:[10.1126/science.aai9214](https://doi.org/10.1126/science.aai9214).
- Pedrozo Acuña, A., 2012: *Impactos del incremento en el nivel medio del mar en la zona costera del estado de Campeche, México*. 90 pp. Available at: <https://play.google.com/store/books/details?id=P4N9oAEACAAJ> https://books.google.com/books/about/Impactos_del_incremento_en_el_nivel_medio.html?hl=&id=P4N9oAEACAAJ.
- Pendakur, K., 2017: *Northern Territories* [Palko, K. and D. S. Lemmen (eds.)]. Climate risks and adaptation practices for the Canadian transportation sector, Government of Canada, Ottawa, ON, 27-64 pp. Available at: <https://www.google.com/url?sa=t&rct=j&q=&esrc=s&source=web&cd=&cad=rja&uact=8&ved=2ahUKEwiNg7P73vTyAhVbHzQIHe3MB4MQFnoECAIQAQ&url=https%3A%2F%2Fwww.nrcan.gc.ca%2Fsites%2Fwww.nrcan.gc.ca%2Ffiles%2Fearthsciences%2Fpdf%2Fassess%2F2016%2FChapter-3e.pdf&usq=AOvVaw1THBkF7993TvZu5ReWKRYV>.
- Pershing, A. et al., 2018: Chapter 9 : Oceans and Marine Resources. Impacts, Risks, and Adaptation in the United States: The Fourth National Climate Assessment, Volume II. doi:[10.7930/nca4.2018.ch9](https://doi.org/10.7930/nca4.2018.ch9).
- Peterson St-Laurent, G., L. E. Oakes, M. Cross and S. Hagerman, 2021: R-R-T (resistance-resilience-transformation) typology reveals differential conservation approaches across ecosystems and time. *Communications Biology*, **4**(1), 39, doi:[10.1038/s42003-020-01556-2](https://doi.org/10.1038/s42003-020-01556-2).

- Petkova, E. P. et al., 2014: Heat-related mortality in a warming climate: Projections for 12 U.S. cities. *International Journal of Environmental Research and Public Health*, **11**(11), 11371-11383, doi:10.3390/ijerph11111371.
- Petrasek MacDonald, J. et al., 2013: A necessary voice: Climate change and lived experiences of youth in Rigolet, Nunatsiavut, Canada. *Global Environmental Change*, **23**(1), 360-371, doi:10.1016/j.gloenvcha.2012.07.010.
- Petrovic, N., T. Simpson, B. Orlove and B. Dowd-Urbe, 2019: Environmental and social dimensions of community gardens in East Harlem. *Landscape and Urban Planning*, **183**(October 2018), 36-49, doi:10.1016/j.landurbplan.2018.10.009.
- Pfeiffer, J. M. and E. Huerta Ortiz, 2007: Invasive plants impact California native plants used in traditional basketry. *Journal of California Native Plant Society*, **35**(1), 7-13.
- Pfeiffer, J. M. and R. A. Voeks, 2008: Biological invasions and biocultural diversity: Linking ecological and cultural systems. *Environmental Conservation*, **35**(4), 281-293, doi:10.1017/S0376892908005146.
- Phelps, M., 2019: Increasing eDNA capabilities with CRISPR technology for real-time monitoring of ecosystem biodiversity. *Molecular Ecology Resources*, **19**(5), 1103-1105, doi:https://doi.org/10.1111/1755-0998.13084.
- Phillips, J., 2016: Climate change and surface mining : A review of environment-human interactions & their spatial dynamics. *Appl. Geogr.*, **74**, 95-108, doi:10.1016/j.apgeog.2016.07.001.
- Piatt, J. F. et al., 2020: Extreme mortality and reproductive failure of common murres resulting from the northeast Pacific marine heatwave of 2014-2016. *PloS one*, **15**(1), e0226087.
- Pierotti, R. and D. Wildcat, 2000: Traditional ecological knowledge: The third alternative (commentary). *Ecological Applications*, **10**(5), 1333-1340, doi:10.2307/2641289.
- Pinsky, M. L. and D. Byler, 2015: Fishing, fast growth and climate variability increase the risk of collapse. *Proceedings of the Royal Society B: Biological Sciences*, **282**(1813), 1-9, doi:10.1098/rspb.2015.1053.
- Pinsky, M. L., G. Guannel and K. K. Arkema, 2013a: Quantifying wave attenuation to inform coastal habitat conservation. *Ecosphere*, **4**(8), art95, doi:10.1890/es13-00080.1.
- Pinsky, M. L. et al., 2018: Preparing ocean governance for species on the move. *Science*, **360**(6394), 1189-1191, doi:10.1126/science.aat2360.
- Pinsky, M. L. et al., 2013b: Marine taxa track local climate velocities. *Science*, **341**(6151), 1239-1242, doi:10.1126/science.1239352.
- Pitt, J. and E. Kendy, 2017: Shaping the 2014 Colorado River Delta pulse flow: Rapid environmental flow design for ecological outcomes and scientific learning. *Ecological Engineering*, **106**, 704-714, doi:10.1016/j.ecoleng.2016.12.002.
- Pizzolato, L. et al., 2016: The influence of declining sea ice on shipping activity in the Canadian Arctic. *Geophys. Res. Lett.*, **43**, 12,146-112,154, doi:10.1002/2016GL071489.
- Plummer, R., 2013: Can Adaptive Comanagement Help to Address the Challenges of Climate Change Adaptation? *Ecology and Society*, **18**(4), doi:10.5751/es-05699-180402.
- Podschwit, H. and A. Cullen, 2020: Patterns and trends in simultaneous wildfire activity in the United States from 1984 to 2015. *International Journal of Wildland Fire*.
- Podur, J. and M. Wotton, 2010: Will climate change overwhelm fire management capacity? *Ecological modelling*, **221**(9), 1301-1309.
- Poe, A., T. Van Pelt and J. Littell, 2016: *The Aleutian-Bering Climate Vulnerability Assessment. Final Report.*, Cooperative, A. a. B. S. I. L. C., Anchorage, AK, 151 pp. Available at: <https://www.sciencebase.gov/catalog/item/5a554be9e4b01e7be242bf0b>.
- Poesch, M. S. et al., 2016: Climate Change Impacts on Freshwater Fishes: A Canadian Perspective. *Fisheries*, **41**(7), 385-391, doi:10.1080/03632415.2016.1180285.
- Poff, N. L., 2019: A river that flows free connects up in 4D. *Nature*, **569**(7755), 201-202, doi:10.1038/d41586-019-01393-2.
- Polley, H. W. et al., 2013: Climate Change and North American Rangelands: Trends, Projections, and Implications. *Rangeland Ecology & Management*, **66**(5), 493-511, doi:10.2111/rem-d-12-00068.1.
- Poloczanska, E. S. et al., 2016: Responses of Marine Organisms to Climate Change across Oceans. *Front. Mar. Sci.*, **3**, 515, doi:10.3389/fmars.2016.00062.
- Polovina, J. J., J. P. Dunne, P. A. Woodworth and E. A. Howell, 2011: Projected expansion of the subtropical biome and contraction of the temperate and equatorial upwelling biomes in the North Pacific under global warming. *ICES J. Mar. Sci.*, **68**(6), 986-995, doi:10.1093/icesjms/fsq198.
- Pomara, L. Y., O. E. LeDee, K. J. Martin and B. Zuckerberg, 2014: Demographic consequences of climate change and land cover help explain a history of extirpations and range contraction in a declining snake species. *Global Change Biology*, **20**(7), 2087-2099, doi:10.1111/gcb.12510.
- Port Gamble S'klallam Tribe, 2016: *2015 Puget Sound Coho Fishery Disaster for the Port S'Klallam Tribe*. Available at: https://media.fisheries.noaa.gov/dam-migration/68_puget_coho_request_portgamble_noaa-sf.pdf.
- Port Gamble S'klallam Tribe, 2020: *2019 Fraser River Sockeye and 2019 Puget Sound Coho and Chum Fishery Disasters for the Port Gamble S'Klallam Tribe*. Available at: https://s3.amazonaws.com/media.fisheries.noaa.gov/2020-10/PortGamble_combined.pdf?null.
- Port Gamble S'klallam Tribe, 2021: *2020 Fraser River Sockeye Fishery and Puget Sound Fall Chum Disaster for the Port Gamble S'Klallam Tribe*. Available at: https://s3.amazonaws.com/media.fisheries.noaa.gov/2020-10/PortGamble_combined.pdf?null.

- Porter, J. J. and K. Birdi, 2018: 22 reasons why collaborations fail: Lessons from water innovation research. *Environ. Sci. Policy*, **89**, 100-108, doi:10.1016/j.envsci.2018.07.004.
- Poushter, J. and C. Huang, 2019: *Climate Change Still Seen as the Top Global Threat, but Cyberattacks a Rising Concern*. Pew Research Center. Available at: <https://www.pewresearch.org/global/2019/02/10/climate-change-still-seen-as-the-top-global-threat-but-cyberattacks-a-rising-concern/>.
- Powless, B., 2012: An Indigenous movement to confront climate change. *Globalizations*, **9**(3), 411-424.
- Preece, E. P. et al., 2021: Prevalence and persistence of microcystin in shoreline lake sediments and porewater, and associated potential for human health risk. *Chemosphere*, **272**, 129581, doi:10.1016/j.chemosphere.2021.129581.
- Prein, A. F. et al., 2016: Running dry: The US Southwest's drift into a drier climate state. *Geophysical Research Letters*, **43**(3), 1272-1279, doi:10.1002/2015gl066727.
- Prein, A. F. et al., 2017a: Increased rainfall volume from future convective storms in the US. *Nat. Clim. Chang.*, **7**(12), 880+, doi:10.1038/s41558-017-0007-7.
- Prein, A. F. et al., 2017b: The future intensification of hourly precipitation extremes. *Nature Climate Change*, **7**(1), 48+, doi:10.1038/nclimate3168.
- Preston, D. L. et al., 2016: Climate regulates alpine lake ice cover phenology and aquatic ecosystem structure. *Geophysical Research Letters*, **43**(10), 5353-5360, doi:10.1002/2016gl069036.
- Price, J. I. and M. T. Heberling, 2018: The Effects of Source Water Quality on Drinking Water Treatment Costs: A Review and Synthesis of Empirical Literature. *Ecological Economics*, **151**, 195-209, doi:10.1016/j.ecolecon.2018.04.014.
- Prober, S. M. et al., 2019: Shifting the conservation paradigm: a synthesis of options for renovating nature under climate change. *Ecological Monographs*, **89**(1), e01333, doi:https://doi.org/10.1002/ecm.1333.
- Punt, A. E. et al., 2021: Evaluating the impact of climate and demographic variation on future prospects for fish stocks: An application for northern rock sole in Alaska. *Deep Sea Research Part II: Topical Studies in Oceanography*, **189-190**, 104951-104951, doi:10.1016/j.dsr2.2021.104951.
- Punt, A. E. et al., 2016: Effects of long-term exposure to ocean acidification conditions on future southern Tanner crab (*Chionoecetes bairdi*) fisheries management. *ICES Journal of Marine Science: Journal du Conseil*, **73**(3), 849-864, doi:10.1093/icesjms/fsv205.
- Puyallup Tribe of Indians, 2016: *Climate Change Impact Assessment and Adaptation Options*. A collaboration of the Puyallup Tribe of Indians and Cascadia Consulting Group. Available at: https://www.google.com/url?sa=t&rct=j&q=&esrc=s&source=web&cd=&cad=rja&uact=8&ved=2ahUKEwiJ4OPL3_TyAhXtHjQIHY69AXgQFnoECAQQAQ&url=http%3A%2F%2Fwww.puyallup-tribe.com%2FtempFiles%2FPuyallupClimateChangeImpactAssessment_2016_FINAL_pages.pdf&usq=AOvVaw20wRMSPV0rqGbpAw2HgILN.
- Qian, B. et al., 2019: Climate change impacts on Canadian yields of spring wheat, canola and maize for global warming levels of 1.5 °C, 2.0 °C, 2.5 °C and 3.0 °C. *Environmental Research Letters*, **14**(7), doi:10.1088/1748-9326/ab17fb.
- Quinault Indian Nation, 2017: *Taholah Village Relocation Master Plan*. Available at: http://www.quinaultindiannation.com/planning/FINAL_Taholah_Relocation_Plan.pdf.
- Quintana, V., 2013: Nuevo orden alimentario y disputa por el agua en el norte de México. *Apuntes*, **XL**(73), 175-202.
- Quinton, W. et al., 2019: A synthesis of three decades of hydrological research at Scotty Creek, NWT, Canada. *Hydrology and Earth System Sciences*, **23**(4), 2015-2039, doi:10.5194/hess-23-2015-2019.
- Quispe, M. E. C. and UNPFII, 2015: *Study on the treatment of traditional knowledge in the framework of the United Nations Declaration on the Rights of Indigenous Peoples and the post-2015 development agenda*. United Nations Permanent Forum on Indigenous Issues, New York, NY, US. Available at: <https://digitallibrary.un.org/record/788550>.
- Radke, E. G., A. Reich and J. G. Morris, 2015: Epidemiology of ciguatera in Florida. *American Journal of Tropical Medicine and Hygiene*, **93**(2), 425-432, doi:10.4269/ajtmh.14-0400.
- Radonic, L., 2017: Through the aqueduct and the courts: An analysis of the human right to water and indigenous water rights in Northwestern Mexico. *Geoforum*, **84**, 151-159, doi:10.1016/j.geoforum.2017.06.014.
- Rakocinski, C. F. and D. P. Menke, 2016: Seasonal hypoxia regulates macrobenthic function and structure in the Mississippi Bight. *Mar. Pollut. Bull.*, **105**(1), 299-309, doi:10.1016/j.marpolbul.2016.02.006.
- Ranasinghe, R. et al., 2021: Climate Change Information for Regional Impact and for Risk Assessment. In: *Climate Change 2021: The Physical Science Basis. Contribution of Working Group I to the Sixth Assessment Report of the Intergovernmental Panel on Climate Change* [Masson-Delmotte, V., P. Zhai, A. Pirani, S. L. Connors, C. Péan, S. Berger, N. Caud, Y. Chen, L. Goldfarb, M. I. Gomis, M. Huang, K. Leitzell, E. Lonnoy, J. B. R. Matthews, T. K. Maycock, T. Waterfield, O. Yelekçi, R. Yu and B. Zhou (eds.)]. Cambridge University Press.
- Ranson, M., 2014: *Crime, Weather, and Climate Change*. Harvard Kennedy School M-RCBG Associate Working Paper Series Available at: <http://dx.doi.org/10.2139/ssrn.2111377>.
- Rapinski, M. et al., 2018: Inuit perception of marine organisms: From folk classification to food harvest. *Journal of Ethnobiology*, **38**(3), 333-355, doi:10.2993/0278-0771-38.3.333.
- Rappold, A. G. et al., 2012: Cardio-respiratory outcomes associated with exposure to wildfire smoke are modified by measures of community health. *Environmental Health*, **11**, 71, doi:10.1186/1476-069X-11-71.
- Rappold, A. G. et al., 2017: Community vulnerability to health impacts of wildland fire smoke exposure. *Environmental Science and Technology*, **51**(12), 6674-6682, doi:10.1021/acs.est.6b06200.

- Ray, D. K. et al., 2019: Climate change has likely already affected global food production. *PLoS One*, **14**(5), e0217148-e0217148, doi:10.1371/journal.pone.0217148
- 10.1371/journal.pone.0217148. eCollection 2019.
- Ray, P. et al., 2020: Vulnerability and risk: climate change and water supply from California's Central Valley water system. *Climatic Change*, **161**(1), 177-199, doi:10.1007/s10584-020-02655-z.
- Raymond-Yakoubian, J. and R. Daniel, 2018: An Indigenous approach to ocean planning and policy in the Bering Strait region of Alaska. **97**(September), 101-108, doi:10.1016/j.marpol.2018.08.028.
- Reckien, D. et al., 2017: Climate change, equity and the Sustainable Development Goals: An urban perspective. *Environ. Urban.*, **29**(1), 159-182, doi:10.1177/0956247816677778.
- Record, N. et al., 2019: Rapid Climate-Driven Circulation Changes Threaten Conservation of Endangered North Atlantic Right Whales. *Oceanography*, **32**(2), doi:10.5670/oceanog.2019.201.
- Redmond, L. E., 2018: Alpine limnology of the Rocky Mountains of Canada and the USA in the context of environmental change. *Environmental Reviews*, **26**(3), 231-238, doi:10.1139/er-2017-0046.
- Redsteer, M. H., K. B. Kelley, H. Francis and D. Block, 2013: Increasing vulnerability of the Navajo people to drought and climate change in the southwestern United States: Accounts from Tribal Elders. In: *Indigenous Knowledge for Climate Change Assessment and Adaptation*. Cambridge University Press, Cambridge, pp. 171-187.
- Redsteer, M. H., K. B. Kelley, F. Harris and D. Block, 2018: Accounts from tribal elders: Increasing vulnerability of the Navajo people to drought and climate change in the southwestern United States. In: *Indigenous knowledge for climate change assessment and adaptation* [Nakashima, D. and J. T. Rubius (eds.)]. Cambridge University Press, Cambridge, UK, pp. 171-187.
- Reeves, M. C., A. L. Moreno, K. E. Bagne and S. W. Running, 2014: Estimating climate change effects on net primary production of rangelands in the United States. *Climatic Change*, **126**(3-4), 429-442, doi:10.1007/s10584-014-1235-8.
- Regional Municipality of Wood Buffalo, 2016: *RMWB 2016 Wildfire Recovery Plan*. Available at: <http://asset.rmwb.ca/files/RMWB-2016-Wildfire-Recovery-Plan.pdf>.
- Reguero, B. G. et al., 2018: Comparing the cost effectiveness of nature-based and coastal adaptation: A case study from the Gulf Coast of the United States. *PLoS One*, **13**(4), e0192132, doi:10.1371/journal.pone.0192132.
- Reich, R. M., J. E. Lundquist and K. Hughes, 2016: Host-environment mismatches associated with subalpine fir decline in Colorado. *Journal of Forestry Research*, **27**(5), 1177-1189, doi:10.1007/s11676-016-0234-1.
- Reid, C. E. et al., 2016: Differential respiratory health effects from the 2008 northern California wildfires: A spatiotemporal approach. *Environmental Research*, **150**, 227-235, doi:10.1016/j.envres.2016.06.012.
- Reid, G. K. et al., 2019: Climate change and aquaculture: considering adaptation potential. *Aquaculture Environment Interactions*, **11**, 603-624.
- Reo, N. J. and L. A. Ogden, 2018: Anishnaabe Aki: an Indigenous perspective on the global threat of invasive species. *Sustainability Science*, **13**(5), 1443-1452, doi:10.1007/s11625-018-0571-4.
- Report of the Climate-Related Market Risk Subcommittee, M. R. A. C. o. t. U. C. F. T. C., 2020: Managing Climate Risk in the U.S. Financial System. https://www.cftc.gov/sites/default/files/2020-09/9-9-20%20Report%20of%20the%20Subcommittee%20on%20Climate-Related%20Market%20Risk%20-%20Managing%20Climate%20Risk%20in%20the%20U.S.%20Financial%20System%20for%20posting.pdf?utm_source=Resources+for+the+Future&utm_campaign=446310f72b-EMAIL_CAMPAIGN_2020_09_25_07_06&utm_medium=email&utm_term=0_e896179bd7-446310f72b-100217617.
- Resiere, D. et al., 2018: Sargassum seaweed on Caribbean islands: an international public health concern. *The Lancet*, **392**(10165), 2691, doi:10.1016/S0140-6736(18)32777-6.
- Reum, J. C. P. et al., 2020: Ensemble Projections of Future Climate Change Impacts on the Eastern Bering Sea Food Web Using a Multispecies Size Spectrum Model. *Frontiers in Marine Science*, **7**(March), 1-17, doi:10.3389/fmars.2020.00124.
- Reum, J. C. P. et al., 2019: Species-specific ontogenetic diet shifts attenuate trophic cascades and lengthen food chains in exploited ecosystems. *Oikos*, 1-14, doi:10.1111/oik.05630.
- Reyer, C. P. O. et al., 2017: Climate change impacts in Latin America and the Caribbean and their implications for development. *Regional Environmental Change*, **17**(6), 1601-1621, doi:10.1007/s10113-015-0854-6.
- Reyes, J. J. and E. Elias, 2019: Spatio-temporal variation of crop loss in the United States from 2001 to 2016. *Environmental Research Letters*, **14**(7), 074017-074017, doi:10.1088/1748-9326/ab1ac9.
- Rheuban, J. E., M. T. Kavanaugh and S. C. Doney, 2017: Implications of Future Northwest Atlantic Bottom Temperatures on the American Lobster (*Homarus americanus*) Fishery. *Journal of Geophysical Research: Oceans*, **122**(12), 9387-9398, doi:10.1002/2017jc012949.
- Richards, C. E., R. C. Lupton and J. M. Allwood, 2021: Re-framing the threat of global warming: an empirical causal loop diagram of climate change, food insecurity and societal collapse. *Climatic Change*, **164**(3), 49, doi:10.1007/s10584-021-02957-w.
- Richter, B., E. Powell, T. Lystash and M. Faggert, 2016: Protection and Restoration of Freshwater Ecosystems. *Water Policy and Planning in a Variable and Changing Climate*, 81-105, doi:10.1201/b19534-8.

- Riley, R. et al., 2011: *Oklahoma inter-tribal meeting on climate variability and change. Meeting summary report*. National Weather Centre, Norman, OK. Available at: http://www.southernclimate.org/publications/Oklahoma_Intertribal_Climate_Change_Meeting.pdf.
- Rioja-Rodríguez, H., M. L. Quezada-Jiménez, P. Zúñiga-Bello and M. Hurtado-Díaz, 2018: Climate change and potential health effects in Mexican children. *Annals of Global Health*, **84**(2), 281-284, doi:10.29024/aogh.915.
- Risser, M. D. and M. F. Wehner, 2017: Attributable Human-Induced Changes in the Likelihood and Magnitude of the Observed Extreme Precipitation during Hurricane Harvey. *Geophys. Res. Lett.*, **44**(24), 12457-12464, doi:10.1002/2017gl075888.
- Ristorph, E. B., 2019: Avoiding maladaptations to flooding and erosion: A case study of Alaska Native Villages. *Ocean and Coastal Law Journal*, **24**(2), 110-135.
- Ritchie, H. and M. Roser, 2020: CO₂ and Greenhouse Gas Emissions. OurWorldInData.org.
- Ritzman, J. et al., 2018: Economic and sociocultural impacts of fisheries closures in two fishing-dependent communities following the massive 2015 U.S. West Coast harmful algal bloom. *Harmful Algae*, **80**, 35-45, doi:10.1016/j.hal.2018.09.002.
- RMJOC, R. M. J. O. C., 2020: *Climate and Hydrology Datasets for RMJOC Long-Term Planning Studies: Second Edition (RMJOC-II) Part II: Columbia River Reservoir Regulation and Operations -- Modeling and Analyses*. River Management Joint Operating Committee., Portland, OR. Available at: <https://usace.contentdm.oclc.org/digital/collection/p266001coll1/id/9936/rec/7>.
- Roberts, C. M. et al., 2017a: Marine reserves can mitigate and promote adaptation to climate change. *Proceedings of the National Academy of Sciences*, **114**(24), 6167-6175, doi:10.1073/pnas.1701262114.
- Roberts, J. J., K. D. Fausch, T. S. Schmidt and D. M. Walters, 2017b: Thermal regimes of Rocky Mountain lakes warm with climate change. *PLoS One*, **12**(7), e0179498, doi:10.1371/journal.pone.0179498.
- Robertson, C., R. McLeman and H. Lawrence, 2015: Winters too warm to skate? Citizen-science reported variability in availability of outdoor skating in Canada. *Canadian Geographer*, **59**(4), 383-390, doi:10.1111/cag.12225.
- Robinne, F.-N., D. W. Hallema, K. D. Bladon and J. M. Buttle, 2020: Wildfire impacts on hydrologic ecosystem services in North American high-latitude forests: A scoping review. *Journal of Hydrology*, **581**, 124360.
- Robinson, M. and T. Shine, 2018: *Achieving a climate justice pathway to 1.5 °C. Vol. 8*.
- Robinson, R. A. et al., 2009: Travelling through a warming world: climate change and migratory species. *Endanger. Species Res.*, **7**, 87-99, doi:10.3354/esr00095.
- Robinson, S. J. et al., 2015: Disease risk in a dynamic environment: the spread of tick-borne pathogens in Minnesota, USA. *EcoHealth*, **12**(1), 152-163, doi:10.1007/s10393-014-0979-y.
- Robison, J. et al., 2018: Indigenous Water Justice. *Lewis & Clark Law Review*, **22**(3), 80.
- Rockman, M. et al., 2016: *Cultural Resources Climate Change Strategy*. National Park Service, U.S. Department of the Interior, 51 pp. Available at: <https://market.android.com/details?id=book-dSUpuwEACAAJ>
https://books.google.com/books/about/Cultural_Resources_Climate_Change_Strate.html?hl=&id=dSUpuwEACAAJ.
- Rockström, J. et al., 2021: Royal Swedish Academy of Sciences Sustainable intensification of agriculture for human prosperity and global sustainability Published by : Springer on behalf of Royal Swedish Academy of Sciences Stable URL : <https://www.jstor.org/stable/45147911> Sustainable intensification of agriculture for human prosperity and global sustainability.
- Rodman, K. C. et al., 2020: A changing climate is snuffing out post-fire recovery in montane forests. *Global Ecology and Biogeography*, **29**, 2039-2051, doi:10.1111/geb.13174.
- Rodriguez, A. B. et al., 2014: Oyster reefs can outpace sea-level rise. *Nat. Clim. Chang.*, **4**, 493, doi:10.1038/nclimate2216.
- Rogers, J., J. Barba and F. Kinniburgh, 2015: *FROM BOOM TO BUST? CLIMATE RISK IN THE GOLDEN STATE*. Risky Business Project, Project, R. B., 70 pp. Available at: <https://riskybusiness.org/site/assets/uploads/2015/09/California-Report-WEB-3-30-15.pdf>.
- Rogers, L. A. et al., 2019: Shifting habitats expose fishing communities to risk under climate change. *Nature Climate Change*, **9**(7), 512-516, doi:10.1038/s41558-019-0503-z.
- Rojas-Downing, M. M., A. P. Nejadhashemi, T. Harrigan and S. A. Woznicki, 2017: Climate change and livestock: Impacts, adaptation, and mitigation. *Climate Risk Management*, **16**, 145-163, doi:10.1016/j.crm.2017.02.001.
- Roman, S., E. Palmer and M. Brede, 2018: The Dynamics of Human–Environment Interactions in the Collapse of the Classic Maya. *Ecological Economics*, **146**, 312-324, doi:https://doi.org/10.1016/j.ecolecon.2017.11.007.
- Romeo-Lankao, P. et al., 2014: North America. In: *Climate Change 2014: Impacts, Adaptation, and Vulnerability. Part B; Regional Aspects Contribution of Working Group II to the Fifth Assessment Report of the Intergovernmental Panel on Climate Change* [Barros, V. R., C. B. Field, D. J. Dokken, M. D. Mastrandrea, K. J. Mach, T. E. Bilir, M. Chatterjee, K. L. Ebi, Y. O. Estrada, R. C. Genova, B. Girma, E. S. Kissel, A. N. Levy, S. MacCracken, P. R. Mastrandrea and L. L. White (eds.)]. Cambridge University Press, United Kingdom and New York, NY, USA, pp. 1439-1498.
- Romero-Lankao, P., A. Bruns and V. Wiegler, 2018: From risk to WEF security in the city: The influence of interdependent infrastructural systems. *Environ. Sci. Policy*, doi:10.1016/j.envsci.2018.01.004.
- Romero-Lankao, P. et al., 2014a: North America. In: *Climate Change 2014: Impacts, Adaptation, and Vulnerability. Part B: Regional Aspects. Contribution of Working Group II to the Fifth Assessment Report of the*

- Intergovernmental Panel on Climate Change [Barros, V. R., C. B. Field, D. J. Dokken, M. D. Mastrandrea, K. J. Mach, T. E. Bilir, M. Chatterjee, K. L. Ebi, Y. O. Estrada, R. C. Genova, B. Girma, E. S. Kissel, A. N. Levy, S. MacCracken, P. R. Mastrandrea and L. L. White (eds.)]. Cambridge University Press, Cambridge, United Kingdom and New York, NY, USA, pp. 1439-1498.
- Romero-Lankao, P. et al., 2014b: North America. [Barros, V. R., C. B. Field, D. J. Dokken, M. D. Mastrandrea, K. J. Mach, T. E. Bilir, M. Chatterjee, K. L. Ebi, Y. O. Estrada, R. C. Genova, B. Girma, E. S. Kissel, A. N. Levy, S. MacCracken, P. R. Mastrandrea and L. L. White (eds.)]. Cambridge University Press, Cambridge, United Kingdom and New York, NY, USA, pp. 1439-1498.
- Romps, D. M., J. T. Seeley, D. Volaro and J. Molinari, 2014: Climate change. Projected increase in lightning strikes in the United States due to global warming. *Science*, **346**(6211), 851-854, doi:10.1126/science.1259100.
- Rosenzweig, C. and W. Solecki, 2014: Hurricane Sandy and adaptation pathways in New York: lessons from a first responder city. *Glob. Environ. Change*, **28**, 395-408, doi:10.1016/j.gloenvcha.2014.05.003.
- Rosol, R., S. Powell-Hellyer and H. M. Chan, 2016: Impacts of decline harvest of country food on nutrient intake among Inuit in Arctic Canada: impact of climate change and possible adaptation plan. *International Journal of Circumpolar Health*, **75**, 31127, doi:10.3402/ijch.v75.31127.
- Ross, A. D., S. M. Rouse and W. Mobley, 2019: Polarization of Climate Change Beliefs: The Role of the Millennial Generation Identity. *Social Science Quarterly*, **100**(7), 2625-2640.
- Roy-Dufresne, E. et al., 2013: Poleward expansion of the white-footed mouse (*Peromyscus leucopus*) under climate change: Implications for the spread of Lyme disease. *PLoS ONE*, **8**(11), e80724, doi:10.1371/journal.pone.0080724.
- Ruiz Meza, L., 2014: Adaptive capacity of small-scale coffee farmers to climate change impacts in the Soconusco region of Chiapas, Mexico. *Climate and Development*, **7**(2), 100-109, doi:10.1080/17565529.2014.900472.
- Ruiz-Ramírez, J. D., J. I. Euán-Ávila and V. H. Rivera-Monroy, 2019: Vulnerability of coastal resort cities to mean sea level rise in the Mexican Caribbean. *Coast. Manage.*, **47**(1), 23-43, doi:10.1080/08920753.2019.1525260.
- Runkle, J. D. et al., 2019: Evaluation of wearable sensors for physiologic monitoring of individually experienced temperatures in outdoor workers in southeastern U.S. *Environ. Int.*, **129**, 229-238, doi:10.1016/j.envint.2019.05.026.
- Rupp, D. E. et al., 2015: Anthropogenic influence on the changing likelihood of an exceptionally warm summer in Texas, 2011. *Geophysical Research Letters*, **42**(7), 2392-2400.
- Rupp, D. E. et al., 2017: Influence of the Ocean and Greenhouse Gases on Severe Drought Likelihood in the Central United States in 2012. *Journal of Climate*, **30**(5), 1789-1806, doi:10.1175/jcli-d-16-0294.1.
- Russo, T. A. and U. Lall, 2017: Depletion and response of deep groundwater to climate-induced pumping variability. *Nature Geoscience*, **10**(2), 105-111, doi:10.1038/ngeo2883.
- Rutty, M. and D. Scott, 2015: Bioclimatic comfort and the thermal perceptions and preferences of beach tourists. *International Journal of Biometeorology*, **59**(1), 37-45, doi:10.1007/s00484-014-0820-x.
- Rutty, M. et al., 2017: Using ski industry response to climatic variability to assess climate change risk : An analogue study in Eastern Canada. *Tourism Manage.*, **58**, 196-204, doi:10.1016/j.tourman.2016.10.020.
- Ryan, K. C., A. T. Jones, C. L. Koerner and K. M. Lee, 2012: *Wildland fire in ecosystems: effects of fire on cultural resources and archaeology*. Service, U. F., Fort Collins, CO. Available at: <http://dx.doi.org/10.2737/rmrs-gtr-42>.
- Rykaczewski, R. R. et al., 2015: Poleward displacement of coastal upwelling-favorable winds in the ocean's eastern boundary currents through the 21st century. *Geophysical Research Letters*, **42**(15), 6424-6431, doi:10.1002/2015gl064694.
- Sakakibara, C., 2010: Kiavallakkikput agviq (into the whaling cycle): Cetaceousness and climate change among the Iñupiat of Arctic Alaska. *Annals of the Association of American Geographers*, **100**(4), 1003-1012.
- Salgado, K. and M. Luisa Martinez, 2017: Is ecosystem-based coastal defense a realistic alternative? Exploring the evidence. *Journal of Coastal Conservation*, **21**(6), 837-848, doi:10.1007/s11852-017-0545-1.
- Samhouri, J. F. et al., 2019: An ecosystem-based risk assessment for California fisheries co-developed by scientists, managers, and stakeholders. *Biol. Conserv.*, **231**(December 2018), 103-121, doi:10.1016/j.biocon.2018.12.027.
- Sanchez, R., L. Rodriguez and C. Tortajada, 2018: Transboundary aquifers between Chihuahua, Coahuila, Nuevo Leon and Tamaulipas, Mexico, and Texas, USA: Identification and categorization. *Journal of Hydrology-Regional Studies*, **20**, 74-102, doi:10.1016/j.ejrh.2018.04.004.
- Sánchez-Cortés, M. S. and E. L. Chavero, 2011: Indigenous perception of changes in climate variability and its relationship with agriculture in a Zoque community of Chiapas, Mexico. *Climatic Change*, **107**(3), 363-389, doi:10.1007/S10584-010-9972-9.
- Sanford, E. et al., 2019: Widespread shifts in the coastal biota of northern California during the 2014-2016 marine heatwaves. *Sci. Rep.*, **9**(1), 4216, doi:10.1038/s41598-019-40784-3.
- Sankey, J. B. et al., 2017: Climate, wildfire, and erosion ensemble foretells more sediment in western USA watersheds. *Geophysical Research Letters*, **44**(17), 8884-8892, doi:10.1002/2017gl073979.
- Santos-Lacueva, R., S. A. Clavé and Ò. Saladié, 2018: Case Study Mexico: Riviera Maya - how is the Riviera Maya tourism industry dealing with climate change? An overview of non-climatic stressors that determine the destination's vulnerability to climate change. In: *Global climate change and coastal tourism: recognizing problems, managing solutions and future expectations* [Jones, A. and M. Phillips (eds.)]. CAB International, Online. ISBN 9781780648439.

- Santos-Lozada, A. R., M. Kaneshiro, C. McCarter and M. Marazzi-Santiago, 2020: Puerto Rico exodus: long-term economic headwinds prove stronger than Hurricane Maria. *Population and Environment*, **42**(1), 43-56, doi:10.1007/s11111-020-00355-5.
- Sarkodie, S. A. and V. Strezov, 2019: Economic, social and governance adaptation readiness for mitigation of climate change vulnerability: Evidence from 192 countries. *Science of The Total Environment*, **656**, 150-164, doi:https://doi.org/10.1016/j.scitotenv.2018.11.349.
- Sarofim, M. C. et al., 2016a: *Temperature-related death and illness*. The Impacts of Climate Change on Human Health in the United States: A Scientific Assessment, U.S. Global Change Research Program, Washington, DC, 43-68 pp. Available at: <http://dx.doi.org/doi:10.7930/J00P0WXS>.
- Sarofim, M. C. et al., 2016b: *Temperature-related death and illness*. U.S. Global Change Research Program, Washington, DC, pp. 43-68.
- Saros, J. E. et al., 2010: Melting Alpine glaciers enrich high-elevation lakes with reactive nitrogen. *Environ. Sci. Technol.*, **44**(13), 4891-4896, doi:10.1021/es100147j.
- Sasmito, S. D., D. Murdiyarso, D. A. Friess and S. Kurnianto, 2016: Can mangroves keep pace with contemporary sea level rise? A global data review. *Wetlands Ecol. Manage.*, **24**(2), 263-278, doi:10.1007/s11273-015-9466-7.
- Sato, M. et al., 2016: Impacts of moderate hypoxia on fish and zooplankton prey distributions in a coastal fjord. *Marine Ecology Progress Series*, **560**, 57-72, doi:10.3354/meps11910.
- Sauchyn, D., D. Davidson and M. Johnston, 2020: Prairie Provinces. In: *Canada in a changing climate: Regional perspectives report* [Warren, F. J., N. Lulham and D. S. Lemmen (eds.)]. Government of Canada, Ottawa, ON, Canada, pp. 39-46.
- Saunders-Hastings, P., M. Bernard and B. Doberstein, 2020: *Planned Retreat Approaches to Support Resilience to Climate Change in Canada* Natural Resources Canada Canada, N. R., Ottawa, Canada, 66 pp. Available at: https://gevityinc.com/sites/default/files/documents/gid_328323.pdf.
- Savard, J. P., D. van Proosdij and S. O'Carroll, 2016: *Perspectives on Canada's East Coast region* [Lemmen, D. S., F. J. Warren, T. S. James and C. S. L. Mercer Clarke (eds.)]. Canada's Marine Coasts in a changing climate, Government of Canada, Canada, G. o., Ottawa, ON, 99-152 pp. Available at: https://www.google.com/url?sa=t&rct=j&q=&esrc=s&source=web&cd=&ved=2ahUKEwj4heeagtjsAhV9FTQIH RW9CicQFjAAegQIAhAC&url=https%3A%2F%2Fwww.nrcan.gc.ca%2Fsites%2Fwww.nrcan.gc.ca%2Ffiles%2Fearthsciences%2Fpdf%2Fassess%2F2016%2FCoastal_Assessment_Chapter4_EastCoastRegion.pdf&usq=AOvVaw3ue1hNG7w8ZvBpkEWgvmi3.
- Savo, V. et al., 2016: Observations of climate change among subsistence-oriented communities around the world. *Nature Climate Change*, **6**(5), 462-473, doi:10.1038/nclimate2958.
- Sawatzky, A. et al., 2021: "It depends...": Inuit-led identification and interpretation of land-based observations for climate change adaptation in Nunatsiavut, Labrador. *Regional Environmental Change*, **21**, 54, doi:10.1007/s10113-021-01772-4.
- Sawyer, D., R. Ness, D. Clark and D. Beugin, 2020: *Tip of the Iceberg: Navigating the Known and Unknown Costs of Climate Change for Canada*. Canadian Institute for Climate Choice, 52 pp. Available at: https://climatechoices.ca/wp-content/uploads/2020/12/Tip-of-the-Iceberg_-_CoCC_-_Institute_-_Full.pdf.
- Scarano, F. R., 2017: Ecosystem-based adaptation to climate change: concept, scalability and a role for conservation science. *Perspectives in Ecology and Conservation*, **15**(2), 65-73, doi:https://doi.org/10.1016/j.pecon.2017.05.003.
- Scheffer, M., 2010: Complex systems: Foreseeing tipping points. *Nature*, **467**(7314), 411-412, doi:10.1038/467411a.
- Scheffer, M. et al., 2001: Catastrophic shifts in ecosystems. *Nature*, **413**(6856), 591-596, doi:10.1038/35098000.
- Scheffer, M. et al., 2021: Loss of resilience preceded transformations of pre-Hispanic Pueblo societies. *Proceedings of the National Academy of Sciences*, **118**(18), e2024397118, doi:10.1073/pnas.2024397118.
- Schell, C. J. et al., 2020: The ecological and evolutionary consequences of systemic racism in urban environments. *Science (New York, N.Y.)*, **369**(6510), doi:10.1126/science.aay4497.
- Schenker, O., 2013: Exchanging goods and damages: the role of trade on the distribution of climate change costs. *Environ Resour Econ*, **54**, 261-282.
- Schinasi, L. H. and G. B. Hamra, 2017: A Time Series Analysis of Associations between Daily Temperature and Crime Events in Philadelphia, Pennsylvania. *J. Urban Health*, **94**(6), 892-900, doi:10.1007/s11524-017-0181-y.
- Schlinger, C. et al., 2021: Water. In: *Status of tribes and climate change report* [Marks-Marino, D. (ed.)]. Institute for Tribal Environmental Professionals, Northern Arizona University, Flagstaff, AZ, pp. 98-141.
- Schmidt, A., A. Ivanova and M. S. Schäfer, 2013: Media attention for climate change around the world: A comparative analysis of newspaper coverage in 27 countries. *Global Environmental Change*, **23**(5), 1233-1248, doi:10.1016/j.gloenvcha.2013.07.020.
- Schoen, E. R. et al., 2017: Future of Pacific Salmon in the Face of Environmental Change: Lessons from One of the World's Remaining Productive Salmon Regions. *Fisheries*, **42**(10), 538-553, doi:10.1080/03632415.2017.1374251.
- Schoeneberger, M. M., G. Bentrup and T. Patel-Weynand, eds, 2017: *Agroforestry: Enhancing resiliency in U.S. agricultural landscapes under changing conditions*. U.S. Department of Agriculture, Forest Service, Washington, DC, 228 pp. Available at: https://www.fs.fed.us/research/publications/gtr/gtr_wo96.pdf.

- Schoenefeld, J. J. and M. R. McCauley, 2016: Local is not always better: the impact of climate information on values, behavior and policy support. *Journal of Environmental Studies and Sciences*, **6**(4), 724-732, doi:10.1007/s13412-015-0288-y.
- Schoennagel, T. et al., 2017: Adapt to more wildfire in western North American forests as climate changes. *Proceedings of the National Academy of Sciences*, **114**(18), 4582-4590.
- Schwalm, C. R. et al., 2017: Global patterns of drought recovery. *Nature*, **548**(7666), 202-205, doi:10.1038/nature23021.
- Schwartz, J. D. et al., 2015: Projections of temperature-attributable premature deaths in 209 U.S. cities using a cluster-based Poisson approach. *Environmental Health*, **14**, 85-85, doi:10.1186/s12940-015-0071-2.
- Schwartz, M. W. et al., 2012: Managed Relocation: Integrating the Scientific, Regulatory, and Ethical Challenges. *BioScience*, **62**(8), 732-743, doi:10.1525/bio.2012.62.8.6.
- Schwartz, R. M. et al., 2017: Longitudinal impact of Hurricane Sandy exposure on mental health symptoms. *International Journal of Environmental Research and Public Health*, **14**(9), 957, doi:10.3390/ijerph14090957.
- Schweiger, A. J., K. R. Wood and J. Zhang, 2019: Arctic Sea Ice Volume Variability over 1901–2010: A Model-Based Reconstruction. *Journal of Climate*, **32**(15), 4731-4752, doi:10.1175/jcli-d-19-0008.1.
- Scott, D., C. M. Hall and S. Gössling, 2019a: Global tourism vulnerability to climate change. *Annals of Tourism Research*, **77**, 49-61, doi:https://doi.org/10.1016/j.annals.2019.05.007.
- Scott, D., R. Steiger, N. Knowles and Y. Gang, 2020: Regional ski tourism risk to climate change: An inter-comparison of Eastern Canada and US Northeast markets. *Journal of Sustainable Tourism*, **28**(4), 568-586.
- Scott, D. et al., 2019b: The differential futures of ski tourism in Ontario (Canada) under climate change: the limits of snowmaking adaptation. *Current Issues in Tourism*, 1327-1342.
- Scott, J., A. Wagner and G. Winter, 2017: *Metlakatla Indian Community climate change adaptation plan*.
- Scyphers, S. B., S. P. Powers, K. L. Heck, Jr. and D. Byron, 2011: Oyster Reefs as Natural Breakwaters Mitigate Shoreline Loss and Facilitate Fisheries. *PLOS ONE*, **6**(8), e22396, doi:10.1371/journal.pone.0022396.
- Seddon, N. et al., 2020: Understanding the value and limits of nature-based solutions to climate change and other global challenges. *Philosophical Transactions of the Royal Society B: Biological Sciences*, **375**(1794), 20190120, doi:doi:10.1098/rstb.2019.0120.
- Seidl, R. et al., 2017: Forest disturbances under climate change. *Nature Climate Change*, **7**(6), 395-402, doi:10.1038/nclimate3303.
- Seijger, C., J. van Tatenhove, G. Dewulf and H. S. Otter, 2014: Responding to coastal problems: Interactive knowledge development in a US nature restoration project. *Ocean Coast. Manag.*, **89**, 29-38.
- Semarnat, 2009: *The economics of climate change in Mexico: Synopsis*. Secretaría de Medio Ambiente y Recursos Naturales y Secretaría de Hacienda y Crédito Público, Mexico City.
- Semarnat, 2014: *Programa Especial de Cambio Climático 2014 – 2018 (PECC)*. Secretaría de Medio Ambiente y Recursos Naturales y Secretaría de Hacienda y Crédito Público, Mexico City.
- Semarnat and INECC, 2015: *Elementos Mínimos para la Elaboración de los Programas de Cambio Climático de las Entidades Federativas S. d. M. A. y. R. N. (SEMARNAT)*. Available at: http://www.inecc.gob.mx/descargas/cclimatico/2015_elem_minims_prog_cc_efederativas.pdf.
- SEMARNAT and INECC, 2018: *México Sexta Comunicación Nacional y Segundo Informe Bienal de Actualización ante la Convención Marco de las Naciones Unidas sobre el Cambio Climático*.
- Sena, P. K., 2014: *UNPFII E/C.19/2014/2 Study to examine challenges in the African region to protecting traditional knowledge, genetic resources and folklore*. United Nations, New York, NY, US. Available at: <https://undocs.org/E/C.19/2014/2>.
- Sena, P. K. and UNPFII, 2013: *Study on resilience, traditional knowledge and capacity-building for pastoralist communities in Africa*. United Nations Permanent Forum on Indigenous Issues, New York, NY, US. Available at: <https://digitallibrary.un.org/record/743819>.
- Seneviratne, S. I. et al., 2021: Weather and Climate Extreme Events in a Changing Climate. In: *Climate Change 2021: The Physical Science Basis. Contribution of Working Group I to the Sixth Assessment Report of the Intergovernmental Panel on Climate Change* [Masson-Delmotte, V., P. Zhai, A. Pirani, S. L. Connors, C. Péan, S. Berger, N. Caud, Y. Chen, L. Goldfarb, M. I. Gomis, M. Huang, K. Leitzell, E. Lonnoy, J. B. R. Matthews, T. K. Maycock, T. Waterfield, O. Yelekçi, R. Yu and B. Zhou (eds.)]. Cambridge University Press.
- Settee, P., 2020: The impact of climate Change on Indigenous food sovereignty. In: *Indigenous food systems: Concepts, cases, and conversations* [Settee, P. and S. Shukla (eds.)]. Canadian Scholars, Toronto, ON, Canada.
- Seung, C. K. et al., 2015: Economic impacts of changes in an Alaska crab fishery from ocean acidification. *Climate Change Economics*, **06**(04), 1550017-1550017, doi:10.1142/S2010007815500177.
- Shah, N., M. Wei, V. Letschert and A. Phadke, 2015: *Benefits of leapfrogging to superefficiency and low global warming potential refrigerants in room air conditioning*. Available at: <https://eta-publications.lbl.gov/sites/default/files/lbnl-1003671.pdf>.
- Shannon, K. L., B. F. Kim, S. E. McKenzie and R. S. Lawrence, 2015: Food system policy, public health, and human rights in the United States. *Annual Review of Public Health*, **36**, 151-173, doi:10.1146/annurev-publhealth-031914-122621.
- Sharma, S. et al., 2019: Widespread loss of lake ice around the Northern Hemisphere in a warming world. *Nature Climate Change*, **9**(3), 227-231, doi:10.1038/s41558-018-0393-5.

- Sharp, F., 2019: *Quinault Indian Nation Testimony. United States House of Representatives Committee on Natural Resources Subcommittee on Water, Oceans, and Wildlife Legislative Hearing on H.R. 335, H.R. 729, H.R. 2185, H.R. 3115, H.R. 3237, H.R. 3510, H.R. 3541, H.R. 3596*. Available at: <https://www.congress.gov/116/meeting/house/109853/witnesses/HHRG-116-II13-Wstate-SharpF-20190725.pdf>.
- Sherren, K. et al., 2019: Coastal infrastructure realignment and salt marsh restoration in Nova Scotia, Canada. In: *Responding to Rising Seas: OECD Country Approaches to Tackling Coastal Risk*. OECD Publishing, Paris, France, pp. 111-135.
- Sherry, J., T. Neale, T. K. McGee and M. Sharpe, 2019: Rethinking the maps: a case study of knowledge incorporation in Canadian wildfire risk management and planning. *Journal of environmental management*, **234**, 494-502.
- Shi, L., E. Chu and J. Debats, 2015: Explaining Progress in Climate Adaptation Planning Across 156 U.S. Municipalities. *Journal of the American Planning Association*, **81**(3), 191-202, doi:10.1080/01944363.2015.1074526.
- Shi, L. and S. Moser, 2021: Transformative climate adaptation in the United States: Trends and prospects. *Science*, **372**(6549), eabc8054, doi:10.1126/science.abc8054.
- Shinbrot, X. A. et al., 2019: Smallholder farmer adoption of climate-related adaptation strategies: The importance of vulnerability context, livelihood assets, and climate perceptions. *Environmental Management*, **63**(5), 583-595, doi:10.1007/s00267-019-01152-z.
- Shove, E., 2010: Social Theory and Climate Change. *Theory, Culture & Society*, **27**, 277-288.
- Shukla, P. R., J. Skea E. Calvo Buendia V. Masson-Delmotte H. O. Pörtner D. C. Roberts P. Zhai R. Slade S. Connors R. van Diemen M. Ferrat E. Haughey S. Luz S. Neogi M. Pathak J. Petzold J. Portugal Pereira Vyas E. Huntley K. Kissick M., 2019: *Climate Change and Land: an IPCC special report on climate change, desertification, land degradation, sustainable land management, food security, and greenhouse gas fluxes in terrestrial ecosystems*.
- Siddon, E. and S. Zador, 2017: *Ecosystem Considerations 2017 Status of the Eastern Bering Sea Marine Ecosystem*. Repository, N. I. Available at: <https://repository.library.noaa.gov/view/noaa/19464>.
- Siddon, E. C. et al., 2013: Spatial match-mismatch between juvenile fish and prey provides a mechanism for recruitment variability across contrasting climate conditions in the eastern Bering Sea. *PLoS One*, **8**(12), e84526, doi:10.1371/journal.pone.0084526.
- Siedlecki, S. A. et al., 2015: Seasonal and interannual oxygen variability on the Washington and Oregon continental shelves. *J. Geophys. Res. C: Oceans*, **120**(2), 608-633, doi:10.1002/2014JC010254.
- Siedlecki, S. A. et al., 2016: Experiments with Seasonal Forecasts of ocean conditions for the Northern region of the California Current upwelling system. *Sci. Rep.*, **6**, 27203, doi:10.1038/srep27203.
- Sigler, M. F. et al., 2014: Spring and fall phytoplankton blooms in a productive subarctic ecosystem, the eastern Bering Sea, during 1995–2011. *Deep Sea Research Part II: Topical Studies in Oceanography*, **109**, 71-83, doi:10.1016/j.dsr2.2013.12.007.
- Simpson, L. B., 2011: *Dancing on our turtle's back: Stories of Nishnaabeg re-creation, resurgence and a new emergence*. ARP Books, Winnipeg.
- Sinha, E., A. M. Michalak and V. Balaji, 2017: Eutrophication will increase during the 21st century as a result of precipitation changes. *Science*, **357**(6349), 405-408, doi:10.1126/science.aan2409.
- Sioui, M., 2019: Drought in the Yucatan: Maya perspectives on tradition, change, and adaptation. In: *Drought challenges: Policy options for developing countries* [Mapedza, E., D. Tsegai, M. Bruntrup and R. McLeman (eds.)]. Elsevier Science, Netherlands, pp. 67-75.
- Sioui, M., 2020: *Indigenous geographies in the Yucatan: Learning from the responsibility-based Maya environmental ethos*. Springer Nature, Switzerland.
- Sioui, M. and R. McLeman, 2014: Asserting Mino Pimadiziwin on Unceded Algonquin Territory: Experiences of a Canadian “non-status” First Nation in re-establishing its traditional land ethic. *AlterNative*, **10**(4), 354-375, doi:10.1177/117718011401000404.
- Sippel, S. et al., 2020: Climate change now detectable from any single day of weather at global scale. *Nature Climate Change*, **10**(1), 35-41, doi:10.1038/s41558-019-0666-7.
- Skern-Mauritzen, M. et al., 2015: Ecosystem processes are rarely included in tactical fisheries management. *Fish and Fisheries*, 165-175, doi:10.1111/faf.12111.
- Slack, B. and C. Comtois, 2016: *Inland river ports*. Routledge, pp. 141-157.
- Smale, D. A. et al., 2019a: Marine heatwaves threaten global biodiversity and the provision of ecosystem services. *Nature Climate Change*, **9**(4), 306-312, doi:10.1038/s41558-019-0412-1.
- Smale, D. A. et al., 2019b: Marine heatwaves threaten global biodiversity and the provision of ecosystem services. *Nature Climate Change*, **9**(4), 306-312, doi:10.1038/s41558-019-0412-1.
- Smith, A., 2020: *2010-2019: A landmark decade of U.S. billion-dollar weather and climate disasters*. Information, N. N. C. f. E., 15 pp. Available at: <https://www.climate.gov/news-features/blogs/beyond-data/2010-2019-landmark-decade-us-billion-dollar-weather-and-climate>; accessed 12 May 2020.
- Smith, A. B. and J. L. Matthews, 2015: Quantifying uncertainty and variable sensitivity within the US billion-dollar weather and climate disaster cost estimates. *Natural Hazards*, **77**(3), 1829-1851, doi:10.1007/s11069-015-1678-x.
- Smith, A. M. et al., 2016a: The science of firescapes: achieving fire-resilient communities. *Bioscience*, **66**(2), 130-146.

- Smith, B. A. et al., 2019: Seasonality and zoonotic foodborne pathogens in Canada: relationships between climate and *Campylobacter*, *E. coli* and *Salmonella* in meat products. *Epidemiology and Infection*, **147**, e190, doi:10.1017/s0950268819000797.
- Smith, C. S. et al., 2017: Hurricane damage along natural and hardened estuarine shorelines: Using homeowner experiences to promote nature-based coastal protection. *Marine Policy*, **81**, 350-358, doi:https://doi.org/10.1016/j.marpol.2017.04.013.
- Smith, E. T. and S. C. Sheridan, 2019: The influence of extreme cold events on mortality in the United States. *Science of the Total Environment*, **647**, 342-351, doi:10.1016/j.scitotenv.2018.07.466.
- Smith, H. G. et al., 2011: Wildfire effects on water quality in forest catchments: A review with implications for water supply. *Journal of Hydrology*, **396**(1-2), 170-192, doi:10.1016/j.jhydrol.2010.10.043.
- Smith, J. B. et al., 2018: *Chapter 16: Climate Effects on U.S. International Interests* [Reidmiller, D. R., C. W. Avery, D. R. Easterling, K. E. Kunkel, K. L. M. Lewis, T. K. Maycock and B. C. Stewart (eds.)]. Impacts, Risks, and Adaptation in the United States: Fourth National Climate Assessment, Volume II, U.S. Global Change Research Program, Washington, D.C., USA, 604-637 pp. Available at: <http://dx.doi.org/10.7930/nca4.2018.ch16>.
- Smith, W. K. et al., 2016b: Large divergence of satellite and Earth system model estimates of global terrestrial CO₂ fertilization. *Nature Climate Change*, **6**(3), 306-310, doi:10.1038/nclimate2879.
- Snapp, S. et al., 2021: *Agroecology and climate change rapid evidence review: Performance of agroecological approaches in low- and middle- income countries*. CGIAR Research Program on Climate Change, Agriculture and Food Security (CCAFS) CGIAR Research Program on Climate Change, A. a. F. S. C., Wageningen, the Netherlands. Available at: <https://ccafs.cgiar.org/resources/publications/agroecology-and-climate-change-rapid-evidence-review-performance>.
- Solander, K. C. et al., 2018: Interactions between Climate Change and Complex Topography Drive Observed Streamflow Changes in the Colorado River Basin. *Journal of Hydrometeorology*, **19**(10), 1637-1650, doi:10.1175/jhm-d-18-0012.1.
- Soneja, S. et al., 2016: Exposure to extreme heat and precipitation events associated with increased risk of hospitalization for asthma in Maryland, U.S.A. *Environmental Health*, **15**, 57, doi:10.1186/s12940-016-0142-z.
- Soto-Montes-de-Oca, G. and M. Alfie-Cohen, 2019: Impact of climate change in Mexican peri-urban areas with risk of drought. *Journal of Arid Environments*, **162**, 74-88, doi:https://doi.org/10.1016/j.jaridenv.2018.10.006.
- Soto-Navarro, C. et al., 2020: Mapping co-benefits for carbon storage and biodiversity to inform conservation policy and action. *Philosophical Transactions of the Royal Society B: Biological Sciences*, **375**(1794), 20190128, doi:10.1098/rstb.2019.0128.
- Spalding, M. D. et al., 2014: Coastal ecosystems: a critical element of risk reduction. *Conservation Letters*, **7**(3), 293-301.
- Spies, I. et al., 2020: Genetic evidence of a northward range expansion in the eastern Bering Sea stock of Pacific cod. *Evolutionary Applications*, **13**(2), 362-375, doi:10.1111/eva.12874.
- Spies, T., R. Scheller and J. Bolte, 2018: Adaptation in fire-prone landscapes: interactions of policies, management, wildfire, and social networks in Oregon, USA. *Ecology and Society*, **23**(2).
- Spring, Ú., 2014: Water security and national water law in Mexico. *Earth Perspectives*, **1**(1), 7, doi:10.1186/2194-6434-1-7.
- Springmann, M., H. C. J. Godfray, M. Rayner and P. Scarborough, 2016a: Analysis and valuation of the health and climate change cobenefits of dietary change. *Proceedings of the National Academy of Sciences*, **113**(15), 4146-4151, doi:10.1073/pnas.1523119113.
- Springmann, M. et al., 2016b: Global and regional health effects of future food production under climate change: a modelling study. *The Lancet*, **387**(10031), 1937-1946, doi:10.1016/S0140-6736(15)01156-3.
- Springmann, M. et al., 2018: Health and nutritional aspects of sustainable diet strategies and their association with environmental impacts: a global modelling analysis with country-level detail. *The Lancet Planetary Health*, **2**(10), e451-e461, doi:10.1016/S2542-5196(18)30206-7.
- Sproles, E. A., T. R. Roth and A. W. Nolin, 2016: Future Snow? A Spatial-Probabilistic Assessment of the Extraordinarily Low Snowpacks of 2014 and 2015 in the Oregon Cascades. *The Cryosphere Discussions*, 1-21, doi:10.5194/tc-2016-66.
- St-Pierre, N. R., B. Cobanov and G. Schnitkey, 2003: Economic Losses from Heat Stress by US Livestock Industries¹. *Journal of Dairy Science*, **86**, E52-E77, doi:10.3168/jds.S0022-0302(03)74040-5.
- St. Regis Mohawk Tribe, 2013: Climate Change Adaptation Plan for Akwesasne.
- STACCWG, 2021: *Status of Tribes and Climate Change Working Group. Status of Tribes and Climate Change Report* [Marks-Marino, D. (ed.)]. Institute for Tribal Environmental Professionals, Northern Arizona University, Flagstaff, AZ.
- Staley, Z. R. et al., 2018: Fecal source tracking and eDNA profiling in an urban creek following an extreme rain event. *Sci Rep*, **8**, 14390, doi:10.1038/s41598-018-32680-z.
- Standards Council of Canada, 2020: *Building a climate resilient future with northern standards*. Canada, G. o., 3 pp. Available at: https://www.scc.ca/en/system/files/publications/SCC_NISI_Brochure_EN.pdf.
- Stanley, R. R. E. et al., 2018: A climate-associated multispecies cryptic cline in the northwest Atlantic. *Science Advances*, **4**(3), eaaq0929-eaaq0929, doi:10.1126/sciadv.aaq0929.

- Star, J. et al., 2016: Supporting adaptation decisions through scenario planning: Enabling the effective use of multiple methods. *Climate Risk Management*, **13**, 88-94.
- State of Alaska, 2020: *State of Alaska Federal Fishery Disaster Requests – Alaska Kuskokwim River and Salmon Fisheries, 2020*. Available at: https://media.fisheries.noaa.gov/2021-05/03.08.21_Gina_Raimondo_AK_Federal_Fishery_Disaster_Request_Ltr.pdf.
- State of California, 2014: Sustainable Groundwater Management Act, AB 1739, SB 1319 and SB 1168. Available at: <http://groundwater.ca.gov/legislation.cfm>.
- Statistics Canada. Available at: <https://www150.statcan.gc.ca/t1/tbl1/en/tv.action?pid=1410002201>.
- Statistics Mexico. Available at: <https://datareportal.com/reports/digital-2021-mexico>.
- Steele, C. et al., 2018: Cascading impacts of climate change on southwestern US cropland agriculture. *Climatic Change*, **148**(3), 437-450, doi:10.1007/s10584-018-2220-4.
- Steffen, W. and et al., 2018: Trajectories of the Earth System in the Anthropocene. *Proceedings of the National Academy of Sciences of the United States of America*, **in review**, 1-45, doi:10.1073/pnas.1810141115.
- Stein, B. A. et al., 2013: Preparing for and managing change: climate adaptation for biodiversity and ecosystems. *Frontiers in Ecology and the Environment*, **11**(9), 502-510, doi:<https://doi.org/10.1890/120277>.
- Steiner, N. S. et al., 2019: Impacts of the changing ocean-sea ice system on the key forage fish arctic cod (*Boreogadus saida*) and subsistence fisheries in the Western Canadian arctic-evaluating linked climate, ecosystem and economic (CEE) models. *Frontiers in Marine Science*, **6**(APR), doi:10.3389/fmars.2019.00179.
- Stephens, S. L. et al., 2014: Temperate and boreal forest mega-fires: Characteristics and challenges. *Frontiers in Ecology and the Environment*, **12**, 115-122.
- Stephenson, N. L. et al., 2019: Which trees die during drought? The key role of insect host-tree selection. *Journal of Ecology*, **107**(5), 2383-2401, doi:10.1111/1365-2745.13176.
- Sterner, T. et al., 2019: Policy design for the Anthropocene. *Nature Sustainability*, **2**(January), doi:10.1038/s41893-018-0194-x.
- Stevens-Rumann, C. S. et al., 2018: Evidence for declining forest resilience to wildfires under climate change. *Ecol. Lett.*, **21**(2), 243-252, doi:10.1111/ele.12889.
- Stevens-Rumann, C. S. and P. Morgan, 2019: Tree regeneration following wildfires in the western US: a review. *Fire Ecology*, **15**, 17, doi:10.1186/s42408-019-0032-1.
- Stevenson, D. E. and R. R. Lauth, 2019: Bottom trawl surveys in the northern Bering Sea indicate recent shifts in the distribution of marine species. *Polar Biol.*, **42**(2), 407-421, doi:10.1007/s00300-018-2431-1.
- Stevenson, K. T. et al., 2015: How emotion trumps logic in climate change risk perception: exploring the affective heuristic among wildlife science students. *Hum. Dimensions Wildl.*, **20**(6), 501-513.
- Stewart, I. T., J. Rogers and A. Graham, 2020: Water security under severe drought and climate change: Disparate impacts of the recent severe drought on environmental flows and water supplies in Central California. *Journal of Hydrology X*, **7**, 100054, doi:10.1016/j.hydroa.2020.100054.
- Stewart, J. A. E. et al., 2021: Effects of postfire climate and seed availability on postfire conifer regeneration. *Ecological Applications*, **31**(3), e02280, doi:<https://doi.org/10.1002/eap.2280>.
- Stewart-Sinclair, P. J., K. S. Last, B. L. Payne and T. A. Wilding, 2020: A global assessment of the vulnerability of shellfish aquaculture to climate change and ocean acidification. *Ecology and Evolution*, **10**(7), 3518-3534, doi:10.1002/ece3.6149.
- Stock, C. A. et al., 2017: Reconciling fisheries catch and ocean productivity. *Proceedings of the National Academy of Sciences*, 201610238, doi:10.1073/pnas.1610238114.
- Stone, B. et al., 2021: Compound Climate and Infrastructure Events: How Electrical Grid Failure Alters Heat Wave Risk. *Environmental Science & Technology*, **55**(10), 6957-6964, doi:10.1021/acs.est.1c00024.
- Storlazzi, C. D. et al., 2019: Rigorously valuing the role of U.S. coral reefs in coastal hazard risk reduction. *Open-File Report*, doi:10.3133/ofr20191027.
- Stortini, C. H., N. L. Shackell, P. Tyedmers and K. Beazley, 2015: Assessing marine species vulnerability to projected warming on the Scotian Shelf, Canada. *ICES Journal of Marine Science*, **72**(6), 1731-1743, doi:10.1093/icesjms/fsv022.
- Strauss, B. H. et al., 2021: Economic damages from Hurricane Sandy attributable to sea level rise caused by anthropogenic climate change. *Nature Communications*, **12**(1), 2720, doi:10.1038/s41467-021-22838-1.
- Strong, A. L. et al., 2014: Ocean Acidification 2.0: Managing our Changing Coastal Ocean Chemistry. *BioScience*, **64**(7), 581-592, doi:10.1093/biosci/biu072.
- Stults, M. and S. Meerow, 2017: *Professional societies and climate change: An analysis of how urban-focused professional societies are integrating climate change into their member engagement activities*. Foundation, T. K., 36 pp. Available at: http://kresge.org/sites/default/files/library/env1007-psreport-0117_revised_11917.pdf.
- Sullivan, A., D. D. White and M. Hanemann, 2019: Designing collaborative governance: Insights from the drought contingency planning process for the lower Colorado River basin. *Environ. Sci. Policy*, **91**, 39-49, doi:10.1016/j.envsci.2018.10.011.
- Sully, S. et al., 2019: A global analysis of coral bleaching over the past two decades. *Nature communications*, **10**(1), 1-5.
- Sumaila, U. R. et al., 2019: *Benefits of the Paris Agreement to ocean life, economies, and people*. Available at: <http://advances.sciencemag.org/>.

- Sumaila, U. R. and D. L. V. Zwaag, 2020: Canada and transboundary fisheries management in changing oceans: Taking stock, future scenarios. *Ecology and Society*, **25**(4), 1-4, doi:10.5751/ES-12209-250444.
- Supran, G. and N. Oreskes, 2017: Assessing ExxonMobil's climate change communications (1977–2014). *Environmental Research Letters*, **12**(8), 084019.
- Suryan, R. M. et al., 2021: Ecosystem response persists after a prolonged marine heatwave. *Sci Rep*, **11**(1), 6235, doi:10.1038/s41598-021-83818-5.
- Susaeta, A., D. R. Carter and D. C. Adams, 2014: Impacts of Climate Change on Economics of Forestry and Adaptation Strategies in the Southern United States. *Journal of Agricultural and Applied Economics*, **46**(2), 257-272, doi:10.1017/s1074070800000778.
- Sussman, F. et al., 2014: Climate change adaptation cost in the US: what do we know? *Climate Policy*, **14**(2), 242-282.
- Sutton-Grier, A. E. et al., 2018: Investing in Natural and Nature-Based Infrastructure: Building Better Along Our Coasts. *Sustainability*, **10**(2), 523.
- Sweet, W. et al., 2014: *Sea Level Rise and Nuisance Flood Frequency Changes around the United States*. US Department of Commerce, Silver Spring, MD, 66 pp. Available at: https://tidesandcurrents.noaa.gov/publications/NOAA_Technical_Report_NOS_COOPS_073.pdf.
- Sweet, W. V. et al., 2017: Ch. 12: Sea Level Rise. Climate Science Special Report: Fourth National Climate Assessment, Volume I. doi:10.7930/j0vm49f2.
- Swiney, K. M., W. Christopher Long and R. J. Foy, 2017: Decreased pH and increased temperatures affect young-of-the-year red king crab (*Paralithodes camtschaticus*). *ICES Journal of Marine Science*, doi:10.1093/icesjms/fsw251.
- Swinomish Indian Tribe Community, 2010: *Swinomish climate change initiative: climate adaptation action plan*. La Conner, WA. Available at: <https://www.swinomish-climate.com/swinomish-climate-change-initiative>.
- Sydeman, W. J., E. Poloczanska, T. E. Reed and S. A. Thompson, 2015: Climate change and marine vertebrates. *Science*, **350**(6262), 772-777, doi:10.1126/science.aac9874.
- Syphard, A. D., J. E. Keeley, A. H. Pfaff and K. Ferschweiler, 2017: Human presence diminishes the importance of climate in driving fire activity across the United States. *Proceedings of the National Academy of Sciences*, **114**(52), 13750-13755, doi:10.1073/pnas.1713885114.
- Szuwalski, C. et al., 2021: Climate change and the future productivity and distribution of crab in the Bering Sea. *ICES Journal of Marine Science*, **78**(2), 502-515, doi:10.1093/icesjms/fsaa140.
- Tàbara, D. J. et al., 2018: Positive tipping points in a rapidly warming world. *Current Opinion in Environmental Sustainability*, **31**, 120-129, doi:https://doi.org/10.1016/j.cosust.2018.01.012.
- Tai, T. C. et al., 2019: Evaluating present and future potential of arctic fisheries in Canada. *Marine Policy*, **108**(August), 103637-103637, doi:10.1016/j.marpol.2019.103637.
- Tam, B. Y. et al., 2019: CMIP5 drought projections in Canada based on the Standardized Precipitation Evapotranspiration Index. *Canadian Water Resources Journal*, **44**(1), 90-107, doi:10.1080/07011784.2018.1537812.
- Tan, X. et al., 2019: Dynamic and thermodynamic changes conducive to the increased occurrence of extreme spring fire weather over western Canada under possible anthropogenic climate change. *Agricultural and Forest Meteorology*, **265**, 269-279, doi:https://doi.org/10.1016/j.agrformet.2018.11.026.
- Tape, K. D. et al., 2016: Range Expansion of Moose in Arctic Alaska Linked to Warming and Increased Shrub Habitat. *PLoS One*, **11**(4), e0152636, doi:10.1371/journal.pone.0152636.
- Taranu, Z. E. et al., 2015: Acceleration of cyanobacterial dominance in north temperate-subarctic lakes during the Anthropocene. *Ecology Letters*, **18**(4), 375-384, doi:https://doi.org/10.1111/ele.12420.
- Taylor, M. et al., 2018: Outbreak of *Vibrio parahaemolyticus* associated with consumption of raw oysters in Canada, 2015. *Foodborne Pathogens and Disease*, **15**(9), 554-559, doi:10.1089/fpd.2017.2415.
- Tellman, B. et al., 2018: Adaptive pathways and coupled infrastructure: seven centuries of adaptation to water risk and the production of vulnerability in Mexico City. *Ecology and Society*, **23**(1), doi:10.5751/es-09712-230101.
- Temmerman, S. et al., 2013: Ecosystem-based coastal defence in the face of global change. *Nature*, **504**(7478), 79-83, doi:10.1038/nature12859.
- Termeer, C. J. A. M., A. Dewulf and G. R. Biesbroek, 2017: Transformational change: governance interventions for climate change adaptation from a continuous change perspective. *Journal of Environmental Planning and Management*, **60**(4), 558-576, doi:10.1080/09640568.2016.1168288.
- Termini, O. and S. E. Kalafatis, 2021: The Paradox of Public Trust Shaping Local Climate Change Adaptation. *Atmosphere*, **12**(2), 241.
- Terton, A., 2017: *Building a climate-resilient city: Urban ecosystems*. International Institute for Sustainable Development, Development, I. I. f. S., Winnipeg, Canada, 10 pp. Available at: <http://prairieclimatecentre.ca/wp-content/uploads/2017/04/pcc-brief-climate-resilient-city-urban-ecosystems.pdf>.
- Tetu, P. L., L. F., P. S. and J. Dawson, 2019: 'Sovereignty' over submerged cultural heritage in the Canadian Arctic waters: case study from the Franklin expedition wrecks (1845-48). *Polar Geography*.
- The Arlington Group Planning + Architecture Inc, Tetra Tech Company, Jardine Consulting and Sustainability Solutions Group, 2013: *Sea level rise adaptation primer: A toolkit to build adaptive capacity on Canada's South Coasts*. 191-191 pp. Available at: <http://www.env.gov.bc.ca/cas/adaptation/pdf/SLR-Primer.pdf>.

- The Geneva Association et al., 2020: *Flood Risk Management in Canada: Building flood resilience in a changing climate*. The Geneva Association, Economics, T. G. A. I. A. f. t. S. o. I., Zurich, 66 pp. Available at: https://www.genevaassociation.org/sites/default/files/research-topics-document-type/pdf_public/frm_canada_web.pdf.
- The White House, 2016: FACT SHEET: United States Key Deliverables for the 2016 North American Leaders' Summit. Office of the Press Secretary.
- Theuerkauf, S. J. et al., 2019: A global spatial analysis reveals where marine aquaculture can benefit nature and people. *PLoS ONE*, **14**(10), 1-29, doi:10.1371/journal.pone.0222282.
- Thistlethwaite, J., 2017: The emergence of flood insurance in Canada: Navigating institutional uncertainty. *Risk Anal.*, **37**(4), 744-755, doi:10.1111/risa.12659.
- Thistlethwaite, J. and D. Henstra, 2018: Protection for those who need it most: Sustainable property insurance in high-risk areas.(134).
- Thistlethwaite, J. et al., 2018: Application of re/insurance models to estimate increases in flood risk due to climate change. *Geoenvironmental Disasters*, **5**(8), 13, doi:https://doi.org/10.1186/s40677-018-0101-9.
- Thistlethwaite, J., A. Minano, D. Henstra and D. Scott, 2020a: *Indigenous Reserve Lands in Canada Face High Flood Risk*.
- Thistlethwaite, J., A. Minano, D. Henstra and D. Scott, 2020b: *Indigenous reserve lands in Canada face high flood risk. Policy Brief No. 159*. Centre for International Governance Innovation, Waterloo, ON, Canada. Available at: <https://www.cigionline.org/publications/indigenous-reserve-lands-canada-face-high-flood-risk>.
- Thomas, C. D., 2020: The development of Anthropocene biotas. *Philosophical Transactions of the Royal Society B: Biological Sciences*, **375**(1794), 20190113, doi:doi:10.1098/rstb.2019.0113.
- Thompson, L. M. et al., 2021: Responding to Ecosystem Transformation: Resist, Accept, or Direct? *FISHERIES*, **46**(1), 8-21, doi:10.1002/fsh.10506.
- Thompson, S., M. Ballard and D. Martin, 2014: Lake St. Martin First Nation community members' experiences of induced displacement: 'We're like refugees'. *Refuge*, **29**(2), 75-86, doi:10.25071/1920-7336.38168.
- Thorne, J. H. et al., 2018: Climate change vulnerability assessment of forests in the Southwest USA. *Climatic Change*, **148**(3), 387-402, doi:10.1007/s10584-017-2010-4.
- Thurman, L. L. et al., 2020: Persist in place or shift in space? Evaluating the adaptive capacity of species to climate change. *Frontiers in Ecology and the Environment*.
- Tjaden, N. B. et al., 2017: Modelling the effects of global climate change on Chikungunya transmission in the 21 st century. *Sci Rep*, **7**, 3813, doi:10.1038/s41598-017-03566-3.
- Tlingit and C. Haida, 2019: *Central Council of the Tlingit & Haida Indian Tribes of Alaska Climate Change Adaptation Plan*. Available at: <http://www.ccthita.org/services/community/environmental/documents/T&HClimateChangeAdaptationPlan.pdf>.
- Todd, Z., 2015: Indigenizing the Anthropocene. *Art in the Anthropocene: Encounters among aesthetics, politics, environments and epistemologies*, 241-254.
- Toledo, V. M., 2013: The biocultural paradigm ecological crisis, modernity and traditional cultures. *Sociedad y Ambiente*, **1**(1), 50-60.
- Toledo-Hernández, M., T. C. Wanger and T. Tscharrntke, 2017: Neglected pollinators: Can enhanced pollination services improve cocoa yields? A review. *Agriculture, Ecosystems & Environment*, **247**(July), 137-148, doi:10.1016/j.agee.2017.05.021.
- Tolentino-Arévalo, O., M. Markantoní, A. Espinoza-Tenorio and M. Mesa-Jurado, 2019: Drivers of Adaptive Capacity to Climate Change in Coastal Fishing Communities of Tabasco. In: *Vaiability and sustainability of small-scale fisheries in Latin America and The Caribbean* [Salas, S. (ed.)]. Springer International Publishing AG.
- Tom, G., C. Begay and R. Yazzie, 2018: *Climate adaptation plan for the Navajo Nation*. Available at: <https://www.nndfw.org/docs/Climate%20Change%20Adaptation%20Plan.pdf>.
- Tommasi, D. et al., 2017a: Managing living marine resources in a dynamic environment: The role of seasonal to decadal climate forecasts. *Prog. Oceanogr.*, **152**, 15-49, doi:10.1016/j.pocean.2016.12.011.
- Tommasi, D. et al., 2017b: Improved management of small pelagic fisheries through seasonal climate prediction. *Ecol. Appl.*, **27**(2), 378-388, doi:10.1002/eap.1458.
- Torres Castillo, N. E. et al., 2020: Impact of climate change and early development of coffee rust – An overview of control strategies to preserve organic cultivars in Mexico. *Science of the Total Environment*, **738**, doi:10.1016/j.scitotenv.2020.140225.
- Trainer, V. L. et al., 2019: Pelagic harmful algal blooms and climate change: Lessons from nature's experiments with extremes. *Harmful Algae*, doi:10.1016/j.hal.2019.03.009.
- Treen, K. M. d. I., H. T. P. Williams and S. J. O'Neill, 2020: Online misinformation about climate change. *WIREs Climate Change*, **11**(5), e665, doi:https://doi.org/10.1002/wcc.665.
- Trenberth, K. E. et al., 2018: Hurricane Harvey Links to Ocean Heat Content and Climate Change Adaptation. *Earths Future*, **6**(5), 730-744, doi:10.1029/2018ef000825.
- Treuer, G., K. Broad and R. Meyer, 2018: Using simulations to forecast homeowner response to sea level rise in South Florida: Will they stay or will they go? *Global Environmental Change*, **48**, 108-118, doi:https://doi.org/10.1016/j.gloenvcha.2017.10.008.

- 1 Tribal Adaptation Menu Team, 2019: *Dibaginjigaadeg Anishinaabe Ezhitwaad: A Tribal climate adaptation menu*.
 2 Odanah, Wisconsin, 54 pp.
- 3 Tribal Climate Adaptation Guidebook Writing Team, M. Dalton, S. Chisholm Hatfield and A. S. Petersen, 2018: Tribal
 4 Climate Adaptation Guidebook. [Dalton, M., S. Chisholm Hatfield and A. S. Petersen (eds.)], Corvallis, OR.
- 5 Trombley, J., S. Chalupka and L. Anderko, 2017: Climate change and mental health. *American Journal of Nursing*,
 6 **117**(4), 44-52, doi:10.1097/01.NAJ.0000515232.51795.fa.
- 7 Trostler, R. L., 2002: Northwest coast indigenous institutions that supported resilience and sustainability. *Ecological*
 8 *Economics*, **41**(2), 329-344, doi:10.1016/S0921-8009(02)00041-1.
- 9 Trtanj, J. et al., 2016: Chapter 6: Climate impacts on water-related illness. Global Change Research Program,
 10 Washington DC, pp. 157-188.
- 11 Tsatsaros, J. H. et al., 2018: Indigenous Water Governance in Australia: Comparisons with the United States and
 12 Canada. *Water*, **10**(11), doi:10.3390/w10111639.
- 13 Tschakert, P. et al., 2017: Climate change and loss, as if people mattered: values, places, and experiences. *Wiley*
 14 *Interdisciplinary Reviews: Climate Change*, **8**(5), e476, doi:10.1002/wcc.476.
- 15 Tuhiwai Smith, L., 2021: *Decolonizing Methodologies: Research and Indigenous Peoples*. Zed Books, London, UK.
- 16 Turner, M. G., K. H. Braziliunas, W. D. Hansen and B. J. Harvey, 2019a: Short-interval severe fire erodes the resilience
 17 of subalpine lodgepole pine forests. *Proceedings of the National Academy of Sciences*, **116**(23), 11319-11328,
 18 doi:10.1073/pnas.1902841116.
- 19 Turner, M. G. et al., 2020: Climate change, ecosystems and abrupt change: science priorities. *Philos. Trans. R. Soc. B-*
 20 *Biol. Sci.*, **375**(1794), doi:10.1098/rstb.2019.0105.
- 21 Turner, N. J. and H. Clifton, 2009: "It's so different today": Climate change and indigenous lifeways in British
 22 Columbia, Canada. *Global Environmental Change*, **19**(2), 180-190,
 23 doi:https://doi.org/10.1016/j.gloenvcha.2009.01.005.
- 24 Turner, S. W. D. et al., 2017: Climate impacts on hydropower and consequences for global electricity supply
 25 investment needs. *Energy*, **141**, 2081-2090, doi:https://doi.org/10.1016/j.energy.2017.11.089.
- 26 Turner, S. W. D. et al., 2019b: Compound climate events transform electrical power shortfall risk in the Pacific
 27 Northwest. *Nature Communications*, **10**, doi:10.1038/s41467-018-07894-4.
- 28 Tustin, A. W. et al., 2018: Evaluation of Occupational Exposure Limits for Heat Stress in Outdoor Workers - United
 29 States, 2011-2016. *MMWR Morb Mortal Wkly Rep*, **67**(26), 733-737, doi:10.15585/mmwr.mm6726a1.
- 30 Tye, M. R. and J. P. Giovannetone, 2021: *The Impacts of Future Weather and Climate Extremes on United States'*
 31 *Infrastructure: Assessing and Prioritizing Adaptation Actions*. ASCE (American Society of Civil Engineers),
 32 Reston, VA. ISBN 978-0-7844-1586-3.
- 33 Tymstra, C., B. J. Stocks, X. Cai and M. D. Flannigan, 2020: Wildfire management in Canada: Review, challenges and
 34 opportunities. *Progress in Disaster Science*, **5**, 100045.
- 35 Uejio, C. K., 2017: Temperature influences on Salmonella infections across the continental United States. *Annals of the*
 36 *American Association of Geographers*, **107**(3), 751-764, doi:10.1080/24694452.2016.1261681.
- 37 Uejio, C. K., M. Christenson, C. Moran and M. Gorelick, 2017: Drinking-water treatment, climate change, and
 38 childhood gastrointestinal illness projections for northern Wisconsin (USA) communities drinking untreated
 39 groundwater. *Hydrogeology Journal*, **25**(4), 969-979, doi:10.1007/s10040-016-1521-9.
- 40 Uejio, C. K. et al., 2014: Drinking water systems, hydrology, and childhood gastrointestinal illness in central and
 41 northern Wisconsin. *American Journal of Public Health*, **104**(4), 639-646, doi:10.2105/AJPH.2013.301659.
- 42 Ullrich, P. A. et al., 2018: California's Drought of the Future: A Midcentury Recreation of the Exceptional Conditions
 43 of 2012-2017. *Earths Future*, **6**(11), 1568-1587, doi:10.1029/2018ef001007.
- 44 UNGA, 2007: *G.A. Res. 61/295 of 13 September 2007, Preamble and Article 31 – United Nations General Assembly*.
 45 (2017, September 11). *A/HRC/36/46 Report of the Special Rapporteur on the rights of Indigenous Peoples*. .
 46 United Nations General Assembly. Available at: <https://undocs.org/A/HRC/36/46>
- 47 UNGA, 2015: *Promotion and protection of the rights of indigenous peoples with respect to their cultural heritage Study*
 48 *by the Expert Mechanism on the Rights of Indigenous Peoples, UN Document A/HRC/30/53, 2015 – The Expert*
 49 *Mechanism on the Rights of Indigenous Peoples. Promotion and protection of the rights of Indigenous peoples*
 50 *with respect to their cultural heritage: report*. United Nations General Assembly. Available at:
 51 <https://undocs.org/A/HRC/30/53>.
- 52 UNGA, 2017: *A/HRC/36/46 Report of the Special Rapporteur on the rights of indigenous peoples*. United Nations
 53 General Assembly. Available at: <https://undocs.org/A/HRC/36/46>.
- 54 UNGA, 2018: *EMRIP Study on Free, prior and informed consent: a human rights-based approach Study of the Expert*
 55 *Mechanism on the Rights of Indigenous Peoples, UN Document A/HRC/39/62, 2018 – The Expert Mechanism on*
 56 *the Rights of Indigenous Peoples. Free, prior and informed consent: report*. United Nations General Assembly.
 57 Available at: <https://undocs.org/A/HRC/39/62>.
- 58 United Nations, 2019: World Population Prospects 2019: Data Booklet. *Statistical Papers - United Nations (Ser. A)*,
 59 *Population and Vital Statistics Report*, doi:10.18356/3e9d869f-en.
- 60 United Nations, 2020: *Climate Change Impacts and Adaptation for Transport Networks and Nodes*. Nations, U.,
 61 Geneva, 216 pp. Available at: <https://www.mdpi.com/2075-5309/10/3/53/htm>.
- 62 US Census Bureau, 2019: *Coastline America*. Commerce, U. D. o., 1 pp. Available at:
 63 <https://www.census.gov/content/dam/Census/library/visualizations/2019/demo/coastline-america.pdf>

- US Department of Transportation, 2015: *Gulf Coast Study, Phase Two Case Study*. Federal Highway Administration, Administration, F. H., Washington, D.C, 4 pp. Available at: https://www.fhwa.dot.gov/environment/sustainability/resilience/case_studies/gulf_coast_study/gcsph2.pdf.
- US Law, 2019: Colorado River Drought Contingency Plan Authorization Act.
- USDA Forst Service, 2011: *Economic use of beetle-killed trees*. Laboratory, F. P., 10 pp. Available at: <https://www.fpl.fs.fed.us/documnts/statusreports/fpl-status-reports-201110-BeetleKilledTrees.pdf>.
- USEO 13754, Executive Order on Protecting Public Health and the Environment and Restoring Science to Tackle the Climate Crisis. Briefing Room.
- USEO 14008, *Executive Order on Tackling the Climate Crisis at Home and Abroad*, Room, B., Washington, D.C. Available at: <https://www.whitehouse.gov/briefing-room/presidential-actions/2021/01/27/executive-order-on-tackling-the-climate-crisis-at-home-and-abroad/>.
- USEPA, 2018: *The danger of wildland fire smoke to public health*. United States Environmental Protection Agency.
- USGCRP, 2017: *Climate Science Special Report: Fourth National Climate Assessment, Volume I* U.S. Global Change Research Program, Washington, DC, USA, 470 pp.
- USGCRP, 2018: *Impacts, Risks, and Adaptation in the United States: Fourth National Climate Assessment, Volume II* [Reidmiller, D. R., C. W. Avery, D. R. Easterling, K. E. Kunkel, K. L. M. Lewis, T. K. Maycock and B. C. Stewart (eds.)]. U.S. Global Change Research Program, Washington, DC, USA, 1515 pp.
- USGCRP, 2019: *The Climate Report: National Climate Assessment-Impacts, Risks, and Adaptation in the United States*. 272 pp. ISBN 9781612198026.
- Ute Mountain Ute Tribe and Wood Environment Infrastructure Solutions Inc, 2019: *Ute Mountain Ute Tribal hazard mitigation plan*. Available at: <https://drive.google.com/file/d/131KDOsAuswejNKcjgX4iWRe-cHSobXMV/view>.
- Vadeboncoeur, N., 2016: Perspectives on Canada's West Coast region. [Lemmen, D. S., F. J. Warren, T. S. James and C. S. L. M. Clarke (eds.)]. Government of Canada, Ottawa, ON, pp. 297-252.
- Valcour, J. E. et al., 2016: A descriptive analysis of the spatio-temporal distribution of enteric diseases in New Brunswick, Canada. *BMC Public Health*, **16**, 204, doi:10.1186/s12889-016-2779-5.
- Valois, P. et al., 2019: Development and validation of five behavioral indices of flood adaptation. *BMC Public Health*, **19**(1), 1-17, doi:10.1186/s12889-019-6564-0.
- Van der Brugge, R. and R. Roosjen, 2015: An institutional and socio-cultural perspective on the on the adaptation pathways approach. *J Water Clim Change*, **6**(4), 743–758, doi:10.2166/wcc.2015.001.
- van der Linden, S., A. Leiserowitz and E. Maibach, 2019: The gateway belief model: A large-scale replication. *Journal of Environmental Psychology*, **62**, 49-58.
- van der Linden, S., A. Leiserowitz, S. Rosenthal and E. Maibach, 2017: Inoculating the public against misinformation about climate change. *Global Challenges*, **1**(2), 1600008.
- van der Linden, S. L., A. A. Leiserowitz, G. D. Feinberg and E. W. Maibach, 2015: The scientific consensus on climate change as a gateway belief: Experimental evidence. *PLoS One*, **10**(2), e0118489.
- van der Wiel, K. et al., 2017: Rapid attribution of the August 2016 flood-inducing extreme precipitation in south Louisiana to climate change. *Hydrology and Earth System Sciences*, **21**(2), 897-921, doi:10.5194/hess-21-897-2017.
- van Hooijdonk, R. et al., 2016: Local-scale projections of coral reef futures and implications of the Paris Agreement. *Sci Rep*, **6**(1), doi:10.1038/srep39666.
- van Mantgem, P. J. et al., 2018: Pre-fire drought and competition mediate post-fire conifer mortality in western U.S. National Parks. *Ecological Applications*, **28**(7), 1730-1739, doi:10.1002/eap.1778.
- van Oldenborgh, G. J. et al., 2017: Attribution of extreme rainfall from Hurricane Harvey, August 2017. *Environmental Research Letters*, **12**(12), 124009, doi:10.1088/1748-9326/aa9ef2.
- van Putten, I. E. et al., 2015: Empirical evidence for different cognitive effects in explaining the attribution of marine range shifts to climate change. *ICES Journal of Marine Science*, **73**(5), 1306-1318, doi:10.1093/icesjms/fsv192.
- Vanderslice, J., 2011: Drinking water infrastructure and environmental disparities: Evidence and methodological considerations. *American Journal of Public Health*, **101**(S1), S109-S114, doi:10.2105/AJPH.2011.300189.
- Vano, J. A. et al., 2018: DOs and DON'Ts for using climate change information for water resource planning and management: guidelines for study design. *Climate Services*, **12**, 1-13, doi:<https://doi.org/10.1016/j.cliser.2018.07.002>.
- Vano, J. A. et al., 2019: HYDROCLIMATIC EXTREMES AS CHALLENGES FOR THE WATER MANAGEMENT COMMUNITY: LESSONS FROM OROVILLE DAM AND HURRICANE HARVEY. *Bull. Am. Meteorol. Soc.*, **100**(1), S9-S14, doi:10.1175/bams-d-18-0219.1.
- Vargas, N. and V. Magaña, 2020: Climatic risk in the Mexico city metropolitan area due to urbanization. *Urban Climate*, **33**, 100644, doi:<https://doi.org/10.1016/j.uclim.2020.100644>.
- Verna, D. et al., 2016: Ballast-borne marine invasive species : exploring the risk to coastal Alaska , Ballast-borne marine invasive species : exploring the risk to coastal Alaska , USA. doi:10.3391/mbi.2016.7.2.08.
- Vernon, M. J., R. L. Sherriff, P. van Mantgem and J. M. Kane, 2018: Thinning, tree-growth, and resistance to multi-year drought in a mixed-conifer forest of northern California. *Forest Ecology and Management*, **422**, 190-198, doi:10.1016/j.foreco.2018.03.043.
- Vicedo-Cabrera, A. M. et al., 2018a: Temperature-related mortality impacts under and beyond Paris Agreement climate change scenarios. *Climatic Change*, **150**, 391-402, doi:10.1007/s10584-018-2274-3.

- Vicedo-Cabrera, A. M. et al., 2021: The burden of heat-related mortality attributable to recent human-induced climate change. *Nature Climate Change*, **11**(6), 492-500, doi:10.1038/s41558-021-01058-x.
- Vicedo-Cabrera, A. M. et al., 2018b: A multi-country analysis on potential adaptive mechanisms to cold and heat in a changing climate. *Environment International*, **111**, 239-246, doi:10.1016/j.envint.2017.11.006.
- Vida, S., M. Durocher, T. B. M. J. Ouarda and P. Gosselin, 2012: Relationship between ambient temperature and humidity and visits to mental health Emergency Departments in Québec. *Psychiatric Services*, **63**(11), 1150-1153, doi:10.1176/appi.ps.201100485.
- Villareal, M. L. et al., 2019: Distant neighbors: recent wildfire patterns of the Madrean Sky Islands of southwestern United States and northwestern Mexico. *Fire Ecology*, **15**(1), 2.
- Vodden, K. and A. Cunsolo, 2021: Rural and remote communities. In: *Canada in a Changing Climate: National Issues Report* [Warren, F. J. and N. Lulham (eds.)]. Government of Canada, Ottawa, ON, pp. 103-184.
- Vogel, J., E. McNie and D. Behar, 2016: Co-producing actionable science for water utilities. *Climate Services*, **2**(3), 10.
- Voggegger, G. et al., 2013: Cultural impacts to tribes from climate change influences on forests. *Climatic Change*, **120**(3), 615-626, doi:10.1007/s10584-013-0733-4.
- Vose, J. M. et al., 2018: Forests. In: *Impacts, Risks, and Adaptation in the United States: Fourth National Climate Assessment, Volume II* [Reidmiller, D. R., C. W. Avery, D. R. Easterling, K. E. Kunkel, K. L. M. Lewis, T. K. Maycock and B. C. Stewart (eds.)]. U.S. Global Change Research Program, Washington, DC, USA, pp. 232-267.
- Vose, R. S. et al., 2017: Ch. 6: Temperature Changes in the United States. Climate Science Special Report: Fourth National Climate Assessment, Volume I. doi:10.7930/j0n29v45.
- Vousdoukas, M. I. et al., 2020: Sandy coastlines under threat of erosion. *Nature Climate Change*, **10**(3), 260-263, doi:10.1038/s41558-020-0697-0.
- Wade, T. J., C. J. Lin, J. S. Jagai and E. D. Hilborn, 2014: Flooding and emergency room visits for gastrointestinal illness in Massachusetts: A case-crossover study. *PLoS ONE*, **9**(10), e110474-e110474, doi:10.1371/journal.pone.0110474.
- Wahl, E. R., E. Zorita, V. Trouet and A. H. Taylor, 2019: Jet stream dynamics, hydroclimate, and fire in California from 1600 CE to present. *Proc. Natl. Acad. Sci. U. S. A.*, **116**(12), 5393-5398, doi:10.1073/pnas.1815292116.
- Waite, M. et al., 2017: Global trends in urban electricity demands for cooling and heating. *Energy*, **127**, 786-802, doi:https://doi.org/10.1016/j.energy.2017.03.095.
- Walker, X. J. et al., 2019: Increasing wildfires threaten historic carbon sink of boreal forest soils. *Nature*, **572**(7770), 520-523, doi:10.1038/s41586-019-1474-y.
- Wall, D., 2017: *Tohono O'odham: Desert people in a changing environment*. Available at: https://www7.nau.edu/itep/main/tcc/Tribes/sw_toodham.
- Wall, T. U., A. M. Meadow and A. Horganic, 2017: Developing Evaluation Indicators to Improve the Process of Coproducing Usable Climate Science. *Weather, Climate, and Society*, **9**(1), 95-107, doi:10.1175/WCAS-D-16-0008.1.
- Wamsler, C., 2015: Mainstreaming ecosystem-based adaptation: Transformation toward sustainability in urban governance and planning. *Ecol. Soc.*, **20**(2), doi:10.5751/ES-07489-200230.
- Wang, D. et al., 2021: Economic footprint of California wildfires in 2018. *Nature Sustainability*, **4**(3), 252-260, doi:10.1038/s41893-020-00646-7.
- Wang, M. et al., 2019: The great Atlantic Sargassum belt. *Science*, **365**(6448), 83-87, doi:10.1126/science.aaw7912.
- Wang, M. and J. E. Overland, 2015: Projected future duration of the sea-ice-free season in the Alaskan Arctic. *Prog. Oceanogr.*, **136**, 50-59, doi:10.1016/j.pcean.2015.01.001.
- Wang, M., Q. Yang, J. E. Overland and P. Stabeno, 2018a: Sea-ice cover timing in the Pacific Arctic: The present and projections to mid-century by selected CMIP5 models. *Deep Sea Res. Part 2 Top. Stud. Oceanogr.*, **152**, 22-34, doi:10.1016/j.dsr2.2017.11.017.
- Wang, S. L., R. Nehring and R. Mosheim, 2018b: Agricultural Productivity Growth in the United States: 1948-2015. *Amber Waves: The Economics of Food, Farming, Natural Resources, and Rural America*, **2018**(2).
- Wang, W. J. et al., 2015: Importance of succession, harvest, and climate change in determining future composition in U.S. Central Hardwood Forests. *Ecosphere*, **6**(12), art277, doi:10.1890/es15-00238.1.
- Wang, Y., L. Shi, A. Zanobetti and J. D. Schwartz, 2016: Estimating and projecting the effect of cold waves on mortality in 209 US cities. *Environment International*, **94**, 141-149, doi:10.1016/j.envint.2016.05.008.
- Ward, M. et al., 2015: Associations between weather and microbial load on fresh produce prior to harvest. *Journal of Food Protection*, **78**(4), 849-854, doi:10.4315/0362-028x.jfp-14-381.
- Ward, R. D., D. A. Friess, R. H. Day and R. A. Mackenzie, 2016: Impacts of climate change on mangrove ecosystems: a region by region overview. *Ecosystem Health and Sustainability*, **2**(4), e01211, doi:10.1002/ehs2.1211.
- Ware, C. et al., 2014: Climate change, non-indigenous species and shipping: assessing the risk of species introduction to a high-Arctic archipelago. *Diversity and Distributions*, **20**, 10-19, doi:10.1111/ddi.12117.
- Warren, F. and N. Lulham, 2021: *Canada in a changing climate*. National Issues Report, Government of Canada, Canada, G. o., Ottawa, ON, 734 pp. Available at: <https://changingclimate.ca/national-issues/>.
- Water and C. R. B. Tribes Initiative, 2020: *Toward a Sense of the Basin Designing a Collaborative Process to Develop the Next Set of Guidelines for the Colorado River System*. 68 pp. Available at: <https://naturalresourcespolicy.org/docs/colorado-river-basin/basin-report-2020.pdf>.

- Water and C. R. B. Tribes Initiative, 2021: *Universal Access to Clean Water for Tribes in the Colorado River Basin*. 74 pp. Available at: <http://www.naturalresourcespolicy.org/docs/water-tribes/wti-full-report-4.21.pdf>.
- Weatherdon, L. V. et al., 2016: Projected scenarios for coastal first nations' fisheries catch potential under climate change: Management challenges and opportunities. *PLoS ONE*, **11**(1), 1-28, doi:10.1371/journal.pone.0145285.
- Webster, R. K. and T. Linton, 2013: Development and implementation of Sargassum Early Advisory System (SEAS). *Shore & Beach* **81**(3).
- Wehner, M. F. et al., 2017: *Droughts, floods, and wildfires*. [Wuebbles, D. J., D. W. Fahey, K. A. Hibbard, D. J. Dokken, B. C. Stewart and T. K. Maycock (eds.)]. Climate Science Special Report: Fourth National Climate Assessment, Volume I, U.S. Global Change Research Program, Washington, D.C., USA, 231-256 pp.
- Weijerman, M. et al., 2015a: How models can support ecosystem-based management of coral reefs. *Progress in Oceanography*, **138**, 559-570, doi:<https://doi.org/10.1016/j.pocean.2014.12.017>.
- Weijerman, M. et al., 2015b: An integrated coral reef ecosystem model to support resource management under a changing climate. *PLoS ONE*, **10**(12), 1-23, doi:10.1371/journal.pone.0144165.
- Weinberger, K. R. et al., 2017: Projected temperature-related deaths in ten large U.S. metropolitan areas under different climate change scenarios. *Environment International*, **107**, 196-204, doi:10.1016/j.envint.2017.07.006.
- Weinkle, J. et al., 2018: Normalized hurricane damage in the continental United States 1900–2017. *Nature Sustainability*, **1**(12), 808-813, doi:10.1038/s41893-018-0165-2.
- Weiskerger, C. J. et al., 2019: Impacts of a changing earth on microbial dynamics and human health risks in the continuum between beach water and sand. *WATER RESEARCH*, **162**, 456-456, doi:10.1016/j.watres.2019.07.006.
- Weiskopf, S. R., O. E. Ledee and L. M. Thompson, 2019: Climate change effects on deer and moose in the midwest. *The Journal of Wildlife Management*, **83**(4), 769-781, doi:10.1002/jwmg.21649.
- Weiskopf, S. R. et al., 2020: Climate change effects on biodiversity, ecosystems, ecosystem services, and natural resource management in the United States. *Science of The Total Environment*, **733**, 137782, doi:<https://doi.org/10.1016/j.scitotenv.2020.137782>.
- Wells, M. L. et al., 2015: Harmful algal blooms and climate change: Learning from the past and present to forecast the future. *Harmful Algae*, **49**, 68-93, doi:10.1016/j.hal.2015.07.009.
- Werners, S. E. et al., 2021: Adaptation pathways: A review of approaches and a learning framework. *Environmental Science & Policy*, **116**, 266-275, doi:<https://doi.org/10.1016/j.envsci.2020.11.003>.
- Wesche, S. D. and H. M. Chan, 2010: Adapting to the impacts of climate change on food security among Inuit in the western Canadian Arctic. *EcoHealth*, **7**(3), 361-373, doi:10.1007/s10393-010-0344-8.
- Westerling, A. L., 2016: Increasing western US forest wildfire activity: sensitivity to changes in the timing of spring. *Philos. Trans. R. Soc. B-Biol. Sci.*, **371**(1696), 10, doi:10.1098/rstb.2015.0178.
- White, A. B., B. J. Moore, D. J. Gottas and P. J. Neiman, 2019: WINTER STORM CONDITIONS LEADING TO EXCESSIVE RUNOFF ABOVE CALIFORNIA'S OROVILLE DAM DURING JANUARY AND FEBRUARY 2017. *Bulletin of the American Meteorological Society*, **100**(1), 55-69, doi:10.1175/bams-d-18-0091.1.
- White, E. M., T. R. Bergerson and E. T. Hinman, 2020: Research note: Quick assessment of recreation use and experience in the immediate aftermath of wildfire in a desert river canyon. *Journal of Outdoor Recreation and Tourism*, **29**(September 2019), doi:10.1016/j.jort.2019.100251.
- Whitehouse, G. A. and K. Y. Aydin, 2020: Assessing the sensitivity of three Alaska marine food webs to perturbations: an example of Ecosim simulations using Rpath. *Ecological Modelling*, **429**(March), 109074-109074, doi:10.1016/j.ecolmodel.2020.109074.
- Whyte, K., 2016: Is it colonial déjà vu?: Indigenous Peoples and climate injustice. In: *Humanities for the environment: Integrating knowledge, forging new constellations of practice* [Adamson, J., M. Davis and H. Huang (eds.)]. Earthscan Publications, pp. 88-104.
- Whyte, K., 2017: Way beyond the lifeboat: An Indigenous allegory of climate justice. In: *Climate futures: Reimagining global climate justice* [Munshi, D., K.-K. Bhavnani, J. Foran and P. Kurian (eds.)], pp. 1-8.
- Whyte, K. et al., 2021: Ecosystems & Biodiversity. In: *Status of tribes and climate change report* [Marks-Marino, D. (ed.)]. Institute for Tribal Environmental Professionals, Northern Arizona University, Flagstaff, AZ, pp. 56-80.
- Wiecks, J. et al., 2021: Air. In: *Status of tribes and climate change report* [Marks-Marino, D. (ed.)]. Institute for Tribal Environmental Professionals, Northern Arizona University, Flagstaff, AZ, pp. 81-97.
- Wiens, J. J., 2016: Climate-Related Local Extinctions Are Already Widespread among Plant and Animal Species. *PLoS Biol.*, **14**(12), e2001104, doi:10.1371/journal.pbio.2001104.
- Wigtil, G. et al., 2016: Places where wildfire potential and social vulnerability coincide in the coterminous United States. *International journal of wildland fire*, **25**(8), 896-908.
- Wildcat, D., 2013: Introduction: Climate change and Indigenous Peoples of the USA. *Climatic Change*, **120**(3), 509-515, doi:10.1007/s10584-013-0849-6.
- Wilder, J. M. et al., 2017: Polar bear attacks on humans: Implications of a changing climate. *Wildlife Society Bulletin*, **41**(3), 537-547, doi:10.1002/wsb.783.
- Wilder, M. O. et al., 2020: Hydrodiplomacy and adaptive governance at the US-Mexico border: 75 years of tradition and innovation in transboundary water management. *Environmental Science & Policy*, **112**, 189-202, doi:10.1016/j.envsci.2020.05.013.

- Wilkins, E., S. de Urioste-Stone, A. Weiskittel and T. Gabe, 2018: Effects of Weather Conditions on Tourism Spending: Implications for Future Trends under Climate Change. *Journal of Travel Research*, **57**(8), 1042-1053, doi:10.1177/0047287517728591.
- Williams, A. P. et al., 2019a: Observed Impacts of Anthropogenic Climate Change on Wildfire in California. *Earth's Future*, **0**(0), doi:10.1029/2019ef001210.
- Williams, A. P. et al., 2013: Temperature as a potent driver of regional forest drought stress and tree mortality. *Nature Climate Change*, **3**(3), 292-297, doi:10.1038/nclimate1693.
- Williams, A. P. et al., 2020: Large contribution from anthropogenic warming to an emerging North American megadrought. *Science*, **368**(6488), 314-+, doi:10.1126/science.aaz9600.
- Williams, C. A. et al., 2016: Disturbance and the carbon balance of US forests: A quantitative review of impacts from harvests, fires, insects, and droughts. *Global and Planetary Change*, **143**, 66-80, doi:10.1016/j.gloplacha.2016.06.002.
- Williams, G. J. et al., 2019b: Coral reef ecology in the Anthropocene. *Functional Ecology*, **33**(6), 1014-1022.
- Williams, H. T., J. R. McMurray, T. Kurz and F. H. Lambert, 2015: Network analysis reveals open forums and echo chambers in social media discussions of climate change. *Global Environmental Change*, **32**, 126-138.
- Williams, J., M. T. Fergusson, M. Petkov and M. Wilkins, 2018: *The Effects of Weather Events on Corporate Earnings Are Gathering Force*. Ratings, S. P. G. and R. Economics, 23 pp. Available at: <http://www.spglobal.com/ratingsdirect>.
- Williamson, C. E. et al., 2017: Climate change-induced increases in precipitation are reducing the potential for solar ultraviolet radiation to inactivate pathogens in surface waters. *Sci Rep*, **7**, 13033-13033, doi:10.1038/s41598-017-13392-2.
- Wilson, J. R. et al., 2018: Adaptive comanagement to achieve climate-ready fisheries. *Conservation Letters*, **11**(6), e12452, doi:10.1111/conl.12452.
- Wilson, R. R. et al., 2017: Relative influences of climate change and human activity on the onshore distribution of polar bears. *Biological Conservation*, **214**, 288-294, doi:10.1016/j.biocon.2017.08.005.
- Wilson, T. J. et al., 2020: Potential socioeconomic impacts from ocean acidification and climate change effects on Atlantic Canadian fisheries. *PloS one*, **15**(1), e0226544.
- Withen, P., 2015: Climate change and wildland firefighter health and safety. *New Solutions: A Journal of Environmental and Occupational Health Policy*, **24**(4), 577-584, doi:10.2190/NS.24.4.i.
- Wobus, C. et al., 2017: Projected climate change impacts on skiing and snowmobiling: A case study of the United States. *Global Environmental Change*, **45**, 1-14.
- Wobus, C. et al., 2019: Projecting Changes in Expected Annual Damages From Riverine Flooding in the United States. *Earths Future*, **7**(5), 516-527, doi:10.1029/2018ef001119.
- Wolfe, D. W. et al., 2018: Unique challenges and opportunities for northeastern US crop production in a changing climate. *Climatic Change*, **146**(1-2), 231-245, doi:10.1007/s10584-017-2109-7.
- Wong-Parodi, G. and I. Feygina, 2020: Understanding and countering the motivated roots of climate change denial. *Current Opinion in Environmental Sustainability*, **42**, 60-64.
- Woo, S. H. L. et al., 2020: Air pollution from wildfires and human health vulnerability in Alaskan communities under climate change. *Environmental Research Letters*, **15**, 094019, doi:10.1088/1748-9326/ab9270.
- Woodruff, S. C. and M. Stults, 2016: Numerous strategies but limited implementation guidance in US local adaptation plans. *Nat. Clim. Chang.*, **6**(August), doi:10.1038/nclimate3012.
- World Bank, 2020: GDP. Available at: <https://data.worldbank.org/indicator/NY.GDP.MKTP.CD>.
- World Bank, 2020: Trade Overview. Available at: <https://www.worldbank.org/en/topic/trade/overview>.
- World Resources Institute, Aqueduct. Available at: <https://www.wri.org/aqueduct>.
- Wotton, B., M. Flannigan and G. Marshall, 2017: Potential climate change impacts on fire intensity and key wildfire suppression thresholds in Canada. *Environmental Research Letters*, **12**(9), 095003.
- Wotton, B. M. and M. D. Flannigan, 1993: Length of the fire season in a changing climate. *The Forestry Chronicle*, **69**(2), 187-192.
- Wright, M. et al., 2021: Seed production patterns of surviving Sierra Nevada conifers show minimal change following drought. *Forest Ecol. Manag.*, **480**(15).
- WTTC, 2018: Travel & Tourism Power and Performance - September 2018. 1-23.
- Wu, J. et al., 2014: Estimation and uncertainty analysis of impacts of future heat waves on mortality in the eastern United States. *Environmental Health Perspectives*, **122**, 10-16, doi:http://dx.doi.org/10.1289/ehp.1306670.
- WUCA, 2010: *Decision Support Planning Methods: Incorporating Climate Change Uncertainties into Water Planning. Report prepared for Water Utility Climate Alliance by Edward Means III, Maryline Laugier, Jennifer Daw, Marc Waage and Larna Kaatz, January 2010*. Available at: http://www.wucaonline.org/assets/pdf/actions_whitepaper_012110.pdf.
- WUCA, 2021: *Leading Practices in Climate Adaptation*. Prepared for the WUCA member agencies and adaptation community by the WUCA Leading Practices Committee and Aspen Global Change Institute. Available at: <https://www.wucaonline.org/adaptation-in-practice/leading-practices>.
- Wuebbles, D. et al., 2014: CMIP5 Climate Model Analyses: Climate Extremes in the United States. *Bulletin of the American Meteorological Society*, **95**(4), 571-583, doi:10.1175/bams-d-12-00172.1.

- Xiao, J. T. et al., 2017a: The formulations of site-scale processes affect landscape-scale forest change predictions: a comparison between LANDIS PRO and LANDIS-II forest landscape models. *Landsc. Ecol.*, **32**(7), 1347-1363, doi:10.1007/s10980-016-0442-2.
- Xiao, M. et al., 2017b: How much groundwater did California's Central Valley lose during the 2012-2016 drought? *Geophysical Research Letters*, **44**(10), 4872-4879, doi:10.1002/2017gl073333.
- Xiao, M., B. Udall and D. P. Lettenmaier, 2018: On the Causes of Declining Colorado River Streamflows. *Water Resources Research*, **54**(9), 6739-6756, doi:10.1029/2018wr023153.
- Yang, Q. et al., 2019: How "The Blob" affected groundfish distributions in the Gulf of Alaska. *Fisheries Oceanography*, **28**(4), 434-453, doi:10.1111/fog.12422.
- Yang, Z. et al., 2016: Nutrient reduction magnifies the impact of extreme weather on cyanobacterial bloom formation in large shallow Lake Taihu (China). *Water Res.*, **103**, 302-310, doi:10.1016/j.watres.2016.07.047.
- Yao, J., M. Brauer and S. B. Henderson, 2013: Evaluation of a wildfire smoke forecasting system as a tool for public health protection. *Environmental Health Perspectives*, **121**(10), 1142-1147, doi:10.1289/ehp.1306768.
- Yao, J., J. Eyamie and S. B. Henderson, 2016: Evaluation of a spatially resolved forest fire smoke model for population-based epidemiologic exposure assessment. *Journal of Exposure Science and Environmental Epidemiology*, **26**(3), 233-240, doi:10.1038/jes.2014.67.
- Yates, D. N., K. A. Miller, R. L. Wilby and L. Kaatz, 2015: Decision-centric adaptation appraisal for water management across Colorado's Continental Divide. *Climate Risk Management*, **10**, 35-50, doi:10.1016/j.crm.2015.06.001.
- Yates, K. K. et al., 2014: Diverse coral communities in mangrove habitats suggest a novel refuge from climate change. *Biogeosciences*, **11**(16), 4321-4337, doi:10.5194/bg-11-4321-2014.
- Yellow Old Woman-Munro, D., L. Yumagulova and E. Dicken, 2021: *Unnatural disasters: Colonialism, climate displacement, and Indigenous sovereignty in Siksika Nation's disaster recovery efforts*. Canadian Institute for Climate Choices. Available at: <https://climatechoices.ca/publications/unnatural-disasters/>.
- Young, D. J. N. et al., 2017a: Long-term climate and competition explain forest mortality patterns under extreme drought. *Ecol. Lett.*, **20**(1), 78-86, doi:10.1111/ele.12711.
- Young, D. J. N. et al., 2017b: Long-term climate and competition explain forest mortality patterns under extreme drought. *Ecology Letters*, **20**, 78-86, doi:10.1111/ele.12711.
- Young, T. et al., 2019: Adaptation strategies of coastal fishing communities as species shift poleward. *ICES Journal of Marine Science*, **76**(1), 93-103, doi:10.1093/icesjms/fsy140.
- Yumagulova, L., 2020: Disrupting the riskscape of inequities: A case study of planning for resilience in Canada's Metro Vancouver region. *Cambridge Journal of Regions, Economy and Society*, (October), 293-318, doi:10.1093/cjres/rsaa029.
- Yumashev, D. et al., 2019: Climate policy implications of nonlinear decline of Arctic land permafrost and other cryosphere elements. *Nature Communications*, **10**(1), 1-11, doi:10.1038/s41467-019-09863-x.
- Yusa, A. et al., 2015: Climate change, drought and human health in Canada. *International Journal of Environmental Research and Public Health*, **12**(7), 8359-8412, doi:10.3390/ijerph120708359.
- Zador, S. G., K. K. Holsman, K. Y. Aydin and S. K. Gaichas, 2017: Ecosystem considerations in Alaska: the value of qualitative assessments. *ICES J. Mar. Sci.*, **74**(1), 421-430, doi:10.1093/icesjms/fsw144.
- Zaifman, J., D. Shan, A. Ay and A. G. Jimenez, 2017: Shifts in Bird Migration Timing in North American Long-Distance and Short-Distance Migrants Are Associated with Climate Change. *Int. J. Zool.*, **2017**, doi:10.1155/2017/6025646.
- Zambrano, L. et al., 2021: Emergency Management. In: *Status of tribes and climate change report* [Marks-Marino, D. (ed.)]. Institute for Tribal Environmental Professionals, Northern Arizona University, Flagstaff, AZ, pp. 222-240.
- Zamora Saenz, I., 2018: *Percepciones sociales sobre el cambio climático en México*. Visor Ciudadano (57). Instituto Belisario Domínguez del Senado de la República. Available at: http://bibliodigitalibd.senado.gob.mx/bitstream/handle/123456789/3888/VC_57.pdf?sequence=1&isAllowed=y.
- Zamuda, C. et al., 2018: *Chapter 4: Energy Supply, Delivery, and Demand* [Reidmiller, D. R., C. W. Avery, D. R. Easterling, K. E. Kunkel, K. L. M. Lewis, T. K. Maycock and B. C. Stewart (eds.)]. Impacts, Risks, and Adaptation in the United States: Fourth National Climate Assessment, Volume II, U.S. Global Change Research Program, Washington, D.C., USA, 174-201 pp. Available at: <http://dx.doi.org/10.7930/nca4.2018.ch4>.
- Zanocco, C. et al., 2018: Place, proximity, and perceived harm: extreme weather events and views about climate change. *Climatic Change*, **149**(3-4), 349-365, doi:10.1007/s10584-018-2251-x.
- Zellmer, S. B. and C. A. Klein, 2016: Floods as Unnatural Disasters: The Role of Law. In: *Water Policy and Planning in a Variable and Changing Climate* [Miller, K. A., A. F. Hamlet, D. S. Kenney and K. T. Redmond (eds.)]. CRC Press, Taylor and Francis Group, Boca Raton, FL, pp. 361-374. ISBN ISBN: 978-1-4822-2797-0.
- Zemp, M. et al., 2019: Global glacier mass changes and their contributions to sea-level rise from 1961 to 2016. *Nature*, **568**(7752), 382-386, doi:10.1038/s41586-019-1071-0.
- Zerbe, J., 2019: *Update: Paying for Urban Infrastructure Adaptation in Canada: An Analysis of Current and Emerging Economic Instruments for Local Governments*. 74 pp. Available at: https://www.researchgate.net/profile/Johann-Zerbe/publication/336712724_Update_Paying_for_Urban_Infrastructure_Adaptation_in_Canada_An_Analysis_of_Current_and_Emerging_Economic_Instruments_for_Local_Governments/links/5dae6c974585155e27f7a9b0/Update-Paying-for-Urban-Infrastructure-Adaptation-in-Canada-An-Analysis-of-Current-and-Emerging-Economic-Instruments-for-Local-Governments.pdf.

- Instruments-for-Local-Governments.pdf?_sg%5B0%5D=NuYrLrdIugBoFQUFpfJbzY2xPoQ4m5mc5O6eWJfusu-rLi_i_5laJ1hteRDZYp0kYbO8CdqiPGYG--puviRT7A.LQLIU9lycN_WCRH9ut8uIGITHBMqkNxSHC2PnyyJxBjLTCpBhf5Dufz1Ron_47ZTDsnbpwquLNGOFFyKMkh2BQ&_sg%5B1%5D=zRfvWVYyZn3Q8ctjQ9f_y_8dU-KOZ11EnruHF4ylPqbcIxHG9nQPOxjLYQZ9vO2bDsijr2ymhRrkqAez1Whe66p8e2ZcXTwR4MSefAYI3T35.LQLIU9lycN_WCRH9ut8uIGITHBMqkNxSHC2PnyyJxBjLTCpBhf5Dufz1Ron_47ZTDsnbpwquLNGOFFyKMkh2BQ&_iepl=.
- Zeuli, K., A. Nijhuis, R. Macfarlane and T. Ridsdale, 2018: The impact of climate change on the food system in Toronto. *International Journal of Environmental Research and Public Health*, **15**(11), 2344-2344, doi:10.3390/ijerph15112344.
- Zhang, T., Ü. Niinemets, J. Sheffield and J. W. Lichstein, 2018a: Shifts in tree functional composition amplify the response of forest biomass to climate. *Nature*, **556**(7699), 99-102, doi:10.1038/nature26152.
- Zhang, W., G. Villarini, G. A. Vecchi and J. A. Smith, 2018b: Urbanization exacerbated the rainfall and flooding caused by hurricane Harvey in Houston. *Nature*, **563**(7731), 384-388, doi:10.1038/s41586-018-0676-z.
- Zhang, X. et al., 2019a: *Changes in Temperature and Precipitation Across Canada* [Bush, E. and D. S. Lemmen (eds.)]. Canada's Changing Climate Report, Government of Canada, Ottawa, Ontario, 112-193 pp. Available at: <https://changingclimate.ca/site/assets/uploads/sites/2/2018/12/CCCR-Chapter4-TemperatureAndPrecipitationAcrossCanada.pdf>.
- Zhang, X. et al., 2019b: On the variable effects of climate change on Pacific salmon. *Ecological Modelling*, **397**, 95-106, doi:10.1016/j.ecolmodel.2019.02.002.
- Zhang, Y. et al., 2019c: Mortality risk and burden associated with temperature variability in China, United Kingdom and United States: comparative analysis of daily and hourly exposure metrics. *Environmental Research*, **179**(Part A), 108771-108771, doi:http://dx.doi.org/10.1016/j.envres.2019.108771.
- Zhao, S. et al., 2013: Adjoint estimation of ozone climate penalties. *GEOPHYSICAL RESEARCH LETTERS*, **40**(20), 5559-5559, doi:10.1002/2013GL057623.
- Zhao, Y. et al., 2015: Estimating heat stress from climate-based indicators: present-day biases and future spreads in the CMIP5 global climate model ensemble. *Environmental Research Letters*, **10**(8), 084013, doi:10.1088/1748-9326/10/8/084013.
- Zhong, Y. F., M. Notaro and S. J. Vavrus, 2019: Spatially variable warming of the Laurentian Great Lakes: an interaction of bathymetry and climate. *Climate Dynamics*, **52**(9-10), 5833-5848, doi:10.1007/s00382-018-4481-z.
- Zhu, Z. et al., 2016: Greening of the Earth and its drivers. *Nature Climate Change*, **6**(8), 791-795, doi:10.1038/nclimate3004.
- Zimmerman, R. and C. Faris, 2010: New York City panel on climate change 2010 report, Chapter 4: Infrastructure impacts and adaptation. *Ann. N. Y. Acad. Sci.*, **1196**, 63-85.
- Ziska, L. et al., 2016: Food safety, nutrition, and distribution. In: *The Impacts of Climate Change on Human Health in the United States: A Scientific Assessment*. U.S. Global Change Research Program, Washington, DC, pp. 189-216.
- Zscheischler, J. et al., 2018: Future climate risk from compound events. *Nature Climate Change*, **8**(6), 469-477, doi:10.1038/s41558-018-0156-3.
- Zuniga-Vasquez, J. M., D. Cisneros-Gonzalez and M. Pompa-Garcia, 2019: Drought regulates the burned forest areas in Mexico: the case of 2011, a record year. *Geocarto Int.*, **34**(5), 560-573, doi:10.1080/10106049.2017.1415986.