

## Food security Supplementary Material

### Coordinating Lead Authors:

Cheikh Mbow (Senegal), Cynthia Rosenzweig (The United States of America)

### Lead Authors:

Luis G. Barioni (Brazil), Tim G. Benton (United Kingdom), Mario Herrero (Australia/Costa Rica), Murukesan Krishnapillai (Micronesia/India), Emma Liwenga (Tanzania), Prajal Pradhan (Germany/Nepal), Marta G. Rivera-Ferre (Spain), Tek Sapkota (Canada/Nepal), Francesco N. Tubiello (The United States of America/Italy), Yinlong Xu (China)

### Contributing Authors:

Erik Mencos Contreras (The United States of America/Mexico), Joana Portugal Pereira (United Kingdom), Julia Blanchard (Australia), Jessica Fanzo (The United States of America), Stefan Frank (Austria), Steffen Kriewald (Germany), Gary Lanigan (Ireland), Daniel López (Spain), Daniel Mason-D'Croz (The United States of America), Peter Neofotis (The United States of America), Laxmi Pant (Canada), Renato Rodrigues (Brazil), Alex C. Ruane (The United States of America), Katharina Waha (Australia)

### Review Editors:

Noureddine Benkeblia (Jamaica), Andrew Challinor (United Kingdom), Amanullah Khan (Pakistan), John R. Porter (United Kingdom)

### Chapter Scientists:

Erik Mencos Contreras (The United States of America/Mexico), Abdoul Aziz Diouf (Senegal)

### This chapter supplementary material should be cited as:

Mbow, C., C. Rosenzweig, L.G. Barioni, T.G. Benton, M. Herrero, M. Krishnapillai, E. Liwenga, P. Pradhan, M.G. Rivera-Ferre, T. Sapkota, F.N. Tubiello, Y. Xu, 2019: Food Security Supplementary Material. In: *Climate Change and Land: an IPCC special report on climate change, desertification, land degradation, sustainable land management, food security, and greenhouse gas fluxes in terrestrial ecosystems* [P.R. Shukla, J. Skea, E. Calvo Buendia, V. Masson-Delmotte, H.-O. Pörtner, D.C. Roberts, P. Zhai, R. Slade, S. Connors, R. van Diemen, M. Ferrat, E. Haughey, S. Luz, S. Neogi, M. Pathak, J. Petzold, J. Portugal Pereira, P. Vyas, E. Huntley, K. Kissick, M. Belkacemi, J. Malley, (eds.)]. In press.

## Table of contents

Section SM5.1 .....	5SM-3
Section SM5.2 .....	5SM-3
Section SM5.3 .....	5SM-7
Section SM5.4 .....	5SM-9
Section SM5.5 .....	5SM-10
References .....	5SM-12



## Section SM5.1

Table SM5.1 | A gendered approach to understanding how climate change affects dimensions of food security across pastoral and agro-pastoral livestock-holders (adapted from McKune et al. (2015); Ongoro and Ogara (2012) and Fratkin et al. (2004). ↑ increased, ↓ decreased.

Group	Livelihoods	Health	Nutrition
Pastoral	↑ time demand on <i>women and girls</i> for water, fuel collection	↑ disease risk due to proximity of <i>women's</i> work to disease agents	↑ undernutrition of <i>men and women</i> due to ↓ availability of plant and animal foods
	↑ time demand on <i>men</i> to seek out water sources with herd ↑ <i>men</i> exposure to attacks from other groups ↑ <i>men</i> migration resulting in ↑ <i>women</i> workload	↑ <i>children</i> health and growth due to reduced milk consumption ↑ <i>women and girls</i> exposure to insecurity and dangers when looking for water ↑ <i>women and children</i> vulnerability to water-borne diseases ↑ vulnerability to <i>maternal mortality</i> due to ↑ fertility due to sedentarisation	↑ undernutrition of <i>men and women</i> due to separation from livestock
	↑ productive and reproductive demands on <i>women</i>	↓ mental and emotional health due to increased stress/loss of social support for both <i>men and women</i>	↑ undernutrition in <i>men and women</i> due to unfavorable trade-offs in diet between animal products and grains
	↓ financial autonomy of <i>women</i> due to liquidation of small animal assets ↑ <i>women</i> poverty due to livestock losses of <i>men</i>	↑ vulnerability of newly sedentarised households, particularly <i>women</i>	↑ risk of food insecurity in <i>men and women</i> due to ↓ production of livestock and ↑ prices
Agro-pastoral	↑ time demand on <i>women</i> due to migration of <i>men</i> for herding or wage labor	Earlier weaning, shortened birth intervals, and risk of <i>maternal depletion</i>	↑ exposure of <i>men and women</i> to foods that have become spoiled
	↓ financial autonomy of <i>women</i> due to liquidation of small animal assets	↑ incidence of anemia and stunting in <i>children</i>	Less varied and less nutritious diets for <i>men and women</i>
	↑ constraints on herd management due to shifts in responsibilities	↑ susceptibility to infectious diseases that are sensitive to climate change in both <i>men and women</i>	↑ malnutrition, including overnutrition, in <i>men and women</i>
	↑ susceptibility to market fluctuations	↑ <i>child</i> mortality rates	

## Section SM5.2

Table SM5.2 | Impacts of selected climate drivers on food security pillars.

Food security pillars	Drivers of climate change	Processes	Impacts	References
Availability	Increase in temperature	<ul style="list-style-type: none"> <li>– Increased water demand</li> <li>– Increased heat and drought stress</li> <li>– Shorter growing period</li> <li>– More frequent heat wave</li> <li>– Terminal heat</li> <li>– Reduced grain filling period</li> <li>– Decreased soil fertility</li> <li>– Land degradation</li> <li>– Higher pre-harvest loss due to pests and diseases</li> <li>– Negative effects on physiological processes</li> </ul>	Decreased crop yield and animal performance	Zhao et al. (2017) Medina et al. (2017) Myers et al. (2017) Asseng et al. (2015) Ovalle-Rivera et al. (2015) Rosenzweig et al. (2014) Paterson and Lima (2011) Schlenker and Roberts (2009)
	CO <sub>2</sub> concentration	<ul style="list-style-type: none"> <li>– Increased photosynthesis in C3 crops</li> <li>– Increased water use efficiency</li> </ul>	Increased crop yield	Zhu et al. (2018) Ishigooka et al. (2017) Mishra and Agrawal (2014) Myers et al. (2014) Loladze (2014) Yu et al. (2014) Franzaring et al. (2013)
	Precipitation (untimely, erratic, decreased)	<ul style="list-style-type: none"> <li>– Drought and heat stress</li> <li>– Crop failure</li> <li>– Land degradation</li> <li>– Reduced soil fertility</li> </ul>	Decreased crop yield and pasture stocking rates and animal performance	Leng and Hall (2019) Zscheischler et al. (2018) FAO et al. (2018) Meng et al. (2017) Zimmerman et al. (2017)

Food security pillars	Drivers of climate change	Processes	Impacts	References
Availability (cont)	Extreme events (droughts, floods, cyclones)	<ul style="list-style-type: none"> <li>– Decrease in organic matter</li> <li>– Soil erosion</li> <li>– Crop failure</li> <li>– Disruption of distribution and exchange</li> </ul>	<ul style="list-style-type: none"> <li>Decreased crop yield</li> <li>Increased livestock mortality</li> <li>Decreased distribution and exchange</li> </ul>	<ul style="list-style-type: none"> <li>Leng and Hall (2019)</li> <li>Zscheischler et al. (2018)</li> <li>Rivera-Ferre (2016)</li> </ul>
Access	Increase in temperature	<ul style="list-style-type: none"> <li>– Increase in prices</li> <li>– Loss of agricultural income</li> <li>– Disproportionate impact on low-income consumers</li> </ul>	Increased food prices and reduced purchasing power	<ul style="list-style-type: none"> <li>Morris et al. (2017)</li> <li>UNCCD (2017)</li> <li>Abid et al. (2016)</li> <li>Harvey et al. (2014)</li> <li>Vermeulen et al. (2012)</li> </ul>
	Precipitation (untimely, erratic, decreased)	<ul style="list-style-type: none"> <li>– Low yield, price increases</li> <li>– Loss of agricultural income due to reduced yield and productivity</li> <li>– Decrease in barley yield</li> <li>– Inability to invest in adaptation and diversification measures</li> </ul>	Increased food prices and reduced purchasing power	<ul style="list-style-type: none"> <li>Morris et al. (2017)</li> <li>UNCCD (2017)</li> <li>FAO (2016)</li> <li>Abid et al. (2016)</li> <li>Kelley et al. (2015)</li> <li>Vermeulen et al. (2012)</li> <li>Harvey et al. (2014)</li> </ul>
	Extreme events (droughts, floods, cyclones)	<ul style="list-style-type: none"> <li>– Price increase due to low yield or crop failure</li> <li>– Loss of agricultural income</li> </ul>	Increased food price and reduced purchasing power	<ul style="list-style-type: none"> <li>Lunt et al. (2016)</li> <li>Harvey et al. (2014)</li> <li>Robinson et al. (2013)</li> </ul>
Utilisation	Increase in temperature	<ul style="list-style-type: none"> <li>– Decreased nutritional content</li> <li>– Increased mycotoxins</li> <li>– Reduced water quantity and quality to prepare food</li> <li>– Negative impact on food safety</li> <li>– Higher post-harvest loss both in quantity and quality</li> </ul>	Reduced quality	<ul style="list-style-type: none"> <li>Aberman and Tirado (2014)</li> <li>Tirado and Meerman (2012)</li> <li>Thompson et al. (2012)</li> </ul>
	CO <sub>2</sub> concentration	<ul style="list-style-type: none"> <li>– Decreased protein content</li> <li>– Lower zinc content</li> <li>– Lower iron content</li> <li>– Increased biomass but reduced multiple nutrients</li> <li>– Less radiation interception and less biomass production</li> </ul>	Reduced quality	<ul style="list-style-type: none"> <li>Smith et al. (2017)</li> <li>Medek et al. (2017)</li> <li>Bahrami et al. (2017)</li> <li>Myers et al. (2015)</li> <li>Myers et al. (2014)</li> </ul>
	Extreme events (droughts, floods, cyclones)	<ul style="list-style-type: none"> <li>– Adverse weather effects on food storage and distribution</li> </ul>	Reduced quality	<ul style="list-style-type: none"> <li>Wellesley et al. (2017)</li> <li>Thompson et al. (2012)</li> </ul>
Stability	Increase in temperature	<ul style="list-style-type: none"> <li>– Disruption of food supply</li> </ul>	Fluctuation in production, supply and prices	<ul style="list-style-type: none"> <li>Tigchelaar et al. (2018)</li> <li>Rosenzweig and Parry (1994)</li> </ul>
	Precipitation (untimely, erratic, decreased)	<ul style="list-style-type: none"> <li>– Disruption of food supply</li> <li>– Yield variability</li> <li>– Fluctuation in yield, supply and prices</li> <li>– Crop failure due to extreme drought</li> </ul>	Fluctuation in production, supply and prices	<ul style="list-style-type: none"> <li>Selby et al. (2017)</li> <li>Kelley et al. (2017)</li> <li>Kelley et al. (2015)</li> <li>Schmidhuber and Tubiello (2007)</li> </ul>
	Extreme events (droughts, floods, cyclones)	<ul style="list-style-type: none"> <li>– Impacts on world market export prices that carry through to domestic consumer prices</li> <li>– Widespread crop failure contributing to migration and conflict</li> <li>– Disruption of food supply due to civil disturbance and social tension</li> </ul>	Fluctuation in production, supply and prices	<ul style="list-style-type: none"> <li>Hendrix (2018)</li> <li>Selby et al. (2017)</li> <li>Kelley et al. (2017)</li> <li>Kelley et al. (2015)</li> <li>Willenbockel (2012)</li> </ul>

### Detection and attribution methods

Observed impacts of climate change on food security have been noted as a cause of concern (Gerald et al. 2012) and assessed in AR5 (Porter et al. 2014; Cramer et al. 2014) and SR15 (IPCC 2018). Assessing evidence for detection and attribution of observed climate change impacts on the food system remains a challenge because agriculture is a managed system with practices changing over time. Using AR5 and SR15 findings that observed climate changes attributable to human influence include rising temperatures,

increases in the intensity and frequency of hot days and nights, more areas with increases than decreases in the frequency, intensity, and or amount of heavy precipitation, and drying trends in some regions especially in the Mediterranean region (including southern Europe, northern Africa and the Near East), we assess recent studies of observed climate change impacts on the food system that utilise IPCC attribution methods (Hegerl et al. 2010) and counterfactual analyses (e.g., Moore and Lobell 2015) (see Table SM5.3), as well as others that depend on local knowledge from the developing world.

New work has addressed observed climate effects on expanded aspects of the food system, including pastoral systems (Rasul et al. 2019; Abiona et al. 2016), pests, diseases, and pollinators (Bebber et al. 2014; Schweiger et al. 2010), and adaptation (Li et al. 2017) (Section 5.3). Surveys of farmer perceptions of climate changes and their impacts are being increasingly utilised in developing countries, for example Hussain et al. (2016), Ifeanyi-obi et al. (2016) and Ugochukwu (2018).

### Improvements in projection methods since AR5

Since AR5, methods for assessment of future climate change impacts on food systems have improved in several areas, providing new insights. These methods include greater number of ensembles of multiple climate, crop, and economic models, with improved characterisation of uncertainty (e.g., AgMIP) (Wiebe et al. 2015); further comparison of results from process-based crop models and statistical models (Zhao et al. 2017); advances in regional integrated assessments (Rosenzweig and Hillel 2015), and new coordinated global and regional studies (Rosenzweig et al. 2017; Ruane et al. 2018). Temperature response functions in crop models have been improved (Wang et al. 2017).

Expanded meta-analyses of free-air carbon dioxide experiments (FACE) have examined effects of high CO<sub>2</sub> on crop nutrients not just on yield (Smith and Myers 2018; Zhu et al. 2018) (Section 5.2.4.2). Recent reviews have confirmed that higher CO<sub>2</sub> concentrations increase crop growth and yield, especially in crops with C3 photosynthetic pathways, but realisation of these direct CO<sub>2</sub> effects depends on nutrient and water availability (Lombardozi et al. 2018; Uddin et al. 2018) (*high confidence*). New work has considered future impacts on farming systems, fruits and vegetables, rangelands and livestock, and aquaculture, as well as food safety, pests and diseases, and food quality (Section 5.2).

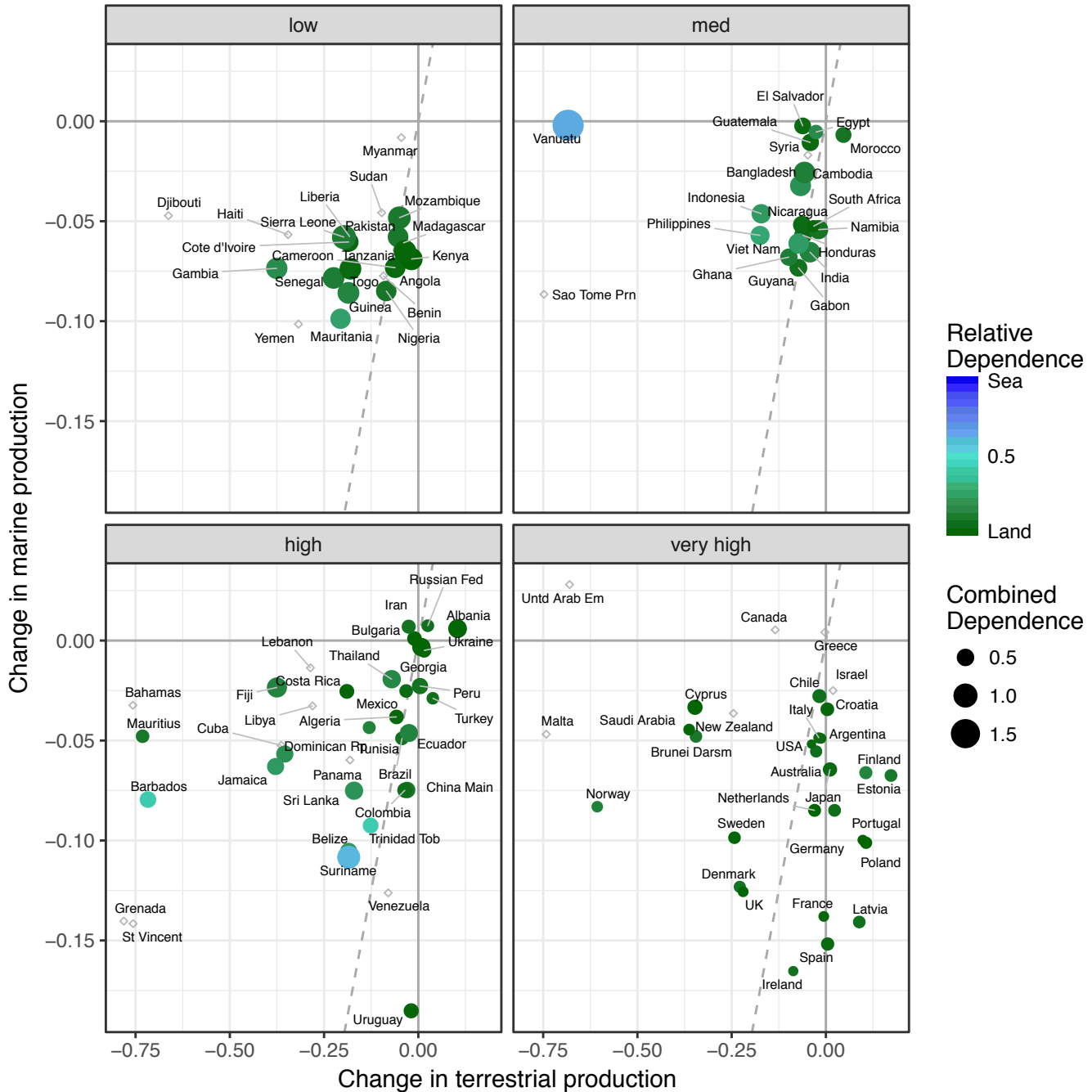
However, several sources of uncertainty exist in projection of climate change crop impacts, partly stemming from differences between the models and methods utilised, sparse observations related to current climate trends, and other agro-ecosystem responses (e.g., to CO<sub>2</sub> effects) (Mistry et al. 2017; Li et al. 2015; Bassu et al. 2014; Asseng et al. 2013). The uncertainty in climate simulations is generally larger than, or sometimes comparable to, the uncertainty in crop simulations using a single model (Iizumi et al. 2011), but is less than crop model uncertainty when multiple crop models are used as in AgMIP (Rosenzweig et al. 2014) and CO<sub>2</sub> is considered (Hasegawa et al. 2018; Müller et al. 2014; Asseng et al. 2013).

Table SM5.3 | Examples of observed regional climate change impact studies since AR5.

Climate observations	Climate data source	Impact data source	Time period	Region	Reference	Continent
Warming temperatures	Chinese Meteorological Administration	China Agricultural Database	1980–2009	Heilongjiang Province, Northeast China	(Meng et al. 2014)	Asia
Warming temperatures	Chinese Meteorological Administration	Local agro-meteorological experimental stations maintained by Chinese Meteorological Administration	1981–2009	Loess Plateau, Northwest China	(He 2015)	Asia
Warming temperatures	Central China Meteorological Agency	Agrometeorological experimental station Wulanwusu, China	1981–2010	Northwest China	(Huang and Ji 2015)	Asia
Warming temperatures	China Meteorological Administration	China Meteorological Administration	1981–2009	China	(Tao et al. 2014)	Asia
Warming temperatures	Pakistan Meteorological Department	Punjab Agriculture Department	1980–2016	Punjab, Pakistan	(Tariq et al. 2018)	Asia
Warming temperatures	Pakistan Meteorological Department	Punjab Agriculture Department	1980–2014	Punjab, Pakistan	(Abbas et al. 2017)	Asia
Increases in max and min temperatures	India Meteorological Department (IMD)	Indian Harvest Database Centre of Monitoring the Indian Economy (CMIE) and Directorate of Economics, Ministry of Agriculture.	1981–2009	India	(Gupta et al. 2017)	Asia
Reduced rainfall and rising temperatures	Australian Bureau of Meteorology	Agricultural Commodity Statistics	1965–2015	Australia	(Hochman et al. 2017)	Australia
Increases in temperature and drought	Czech Hydrometeorological Institute (CHMI), 268 climatological stations, and 774 rain gauge stations	Database of 12 field-grown vegetables at district level as reported by Czech Statistical Office.	1961–2014	Czech Republic	(Potopová et al. 2017)	Europe
Long-term temperature and precipitation trends	Precipitation: 1900–2008 Gridded Monthly Time Series Version 2.01.	EU Farm Accountancy Data Network (FADN)	1989–2009	Europe	(Moore and Lobell 2015)	Europe

Most of the work on projected crop impacts continues to focus on the major commodities – wheat, maize, rice, and soybean – while areas still lagging are multi-model ensemble approaches for livestock and fruits and vegetables. While the current reliance on the four major commodities makes assessment of climate change impacts

on them important, there is a growing recognition that more than caloric intake is required to achieve food security for all and that assessments need to take into account how climate change will affect the more than 2 billion malnourished people in the current climate and food system.



**Figure SM5.1 | Climate change impacts and adaptive capacity by continent across land and sea.** Vulnerability of societies to climate change impacts in fisheries and agriculture under RCP6.0. Changes in marine fisheries (Tittensor 2017) and terrestrial crop production (Rosenzweig et al. 2014) are expressed as log10 (projected/baseline) production, where a value below zero indicates decreases and above are increases. Fisheries and agriculture dependency estimates calculated from employment, economy and food security. Circle size represents total dependency on both sectors and green to blue colour scale reflects the balance between land and sea with white indicative of equal dependence. The dependence indices were calculated using publicly available online data from FAO, the World Bank and a recent compilations of fisheries employment data (Teh and Sumaila 2013). Each panel represents the four Human Development Index (HDI) categories (low, medium, high and very high) and open diamonds indicate no data for agricultural and fisheries dependency. Modified from: Blanchard et al. 2017.

Table SM5.4 | Models included in Hasegawa et al. (2018).

Model	Reference	Model	Reference
AIM/CGE	(Fujimori et al. 2012)	IMAGE 3.0	(Stehfest et al. 2014)
CAPRI	(Britz and Witzke 2014)	IMPACT 3	(Robinson et al. 2015)
GCAM	(Kyle et al. 2011; Wise and Calvin 2011)	MAGNET	(Woltjer et al. 2014)
GLOBIOM	(Havlik et al. 2014)	MAGPIE	(Lotze-Campen et al. 2008; Popp et al. 2014)

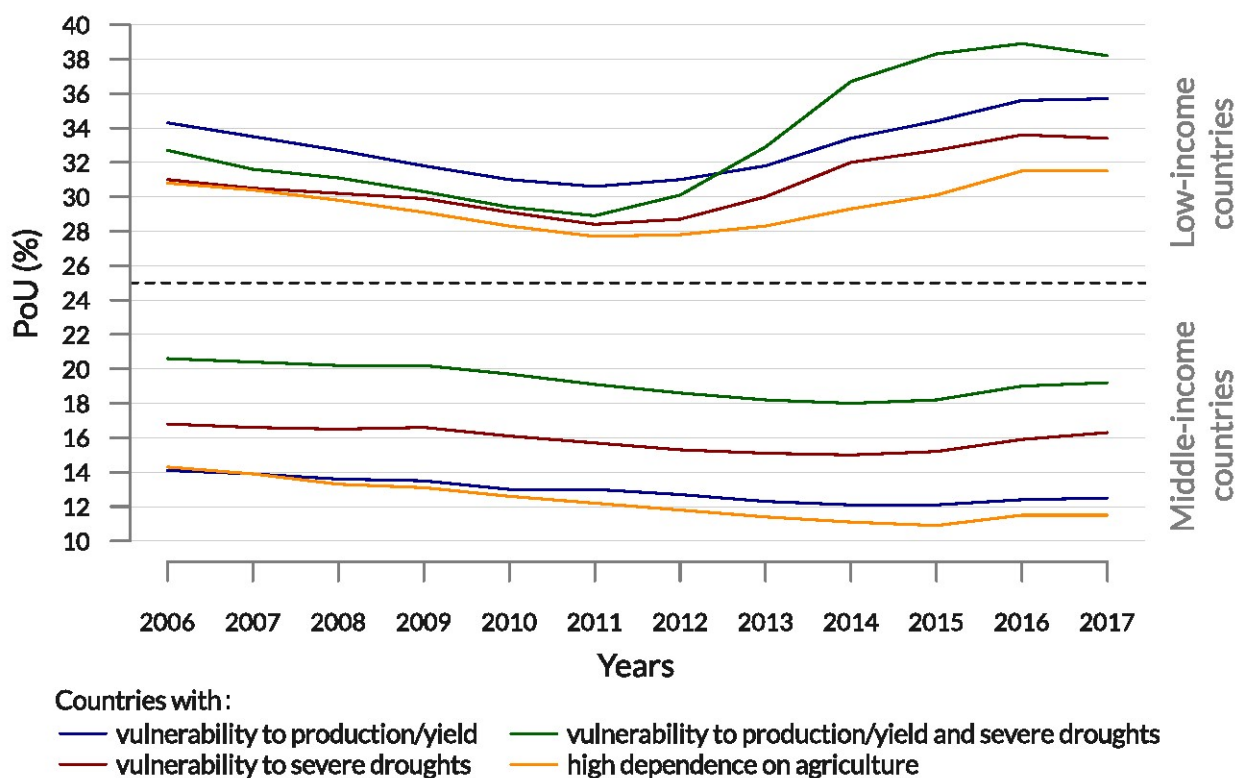


Figure SM5.2 | Prevalence of undernourishment (PoU) is higher when exposure to climate extremes is compounded by high levels of vulnerability in agriculture (FAO et al. 2018).

## Section SM5.3

### Livestock mitigation strategies

**Intensification of animal diets.** It is well established that appropriate diet regimes may contribute to reduce the amount of GHG produced per unit of animal product (Gerber et al. 2013b), which, within the appropriate implementation including governance, may lead to mitigation of absolute emissions. This increased efficiency can be achieved through improved supplementation practices or through land use management with practices like improved pasture management, including grazing rotation, fertiliser applications, soil pH modification, development of fodder banks, improved pasture species, use of legumes and other high protein feeds, the use of improved crop by-products and novel feeds (i.e., black soldier fly meal, industrially produced microbial protein (Pikaar et al. 2018)).

When done through increased feeding of grains, transition to improved diets shifts the contributions of different GHG gases to the total emissions. This is due to the fact that the proportion of methane

to total emissions is reduced (due to lower roughage intake), while the proportion of emissions associated with feed manufacture (energy and land use change) increases. Therefore, CO<sub>2</sub> emissions from land use change increase while methane emissions per unit of output decrease (Gill et al. 2010). As a consequence, the quantified benefits of a given strategy will also depend on the assumed GWP of methane.

Of the available livestock GHG mitigation options, improved feeding systems are relatively easy to implement at the farm level. A prerequisite for these options to work is that the livestock systems need to be geared towards market-oriented production, as otherwise there is little incentive to improve feeding systems. This in turn implies that costs and benefits to farmers are appropriate to incentivise specific management changes and also assess the impact that market-orientation may have in some societies, such as pastoralists (López-i-Gelats et al. 2016). Examples of where this option could be applicable are smallholder dairy-crop mixed systems in Africa and Asia, dual-purpose and dairy production in Latin America and beef cattle operations, where significant mitigation opportunities exist.



Other mitigation options include manipulation of rumen microflora, breeding for lower methane production, and the use of feed additives (Hristov et al. 2013).

The largest GHG efficiency gaps are observed in livestock systems where the quality of the diet is the poorest (i.e., grassland-based and some arid and humid mixed systems in the developing world). The highest marginal gains of improving animal diets through simple feeding practices, both biologically and economically, are in these systems (FAO, 2013; Herrero et al. 2013).

**Control of animal numbers, shifts in breeds, and improved management.** Increases in animal numbers are one of the biggest factors contributing directly to GHG emissions (Tubiello, 2019). Regions with intensive animal production, such as concentrated animal feeding operations (CAFOs), can control animal numbers, conduct breeding programs for efficient animals, and improve feeding management. In the developing world, many low-producing animals could be replaced by fewer but better-fed cross-bred animals of a higher potential, with improved grazing management (i.e., attention to feed, herbage availability, and allowances) playing an important role. In both developed and developing countries these practices are able to reduce total emissions while maintaining or increasing the supply of livestock products.

However, attention must be paid to synergies and trade-offs between livelihoods and specific mitigation strategies, such as controlling animal numbers, recognising the multiple objectives that livestock raising may contribute to within specific settings, especially in low-input systems. Improvements in animal health can also significantly reduce emissions intensity by improved yields and fertility per animal and reductions in mortality (ADAS 2015).

**Changes in livestock species.** Switching species to better suit particular environments is a strategy that could yield higher productivity per animal for the resources available. At the same time, structural changes in the livestock sector from beef to sheeps and goats, or mainly from ruminants to monogastrics (e.g., from beef to pig or poultry production) could lead to reduced methane emissions and higher efficiency gains. Assessment done using integrated assessment models (IAMs) have shown that these practices could lead to reductions in land use change and its associated emissions (Havlik et al. 2014; Frank et al. 2018).

**Managing nitrous oxide emissions from manure.** In the developing world, large amounts of nutrients are lost due to poor manure management. In currently adopted feeding systems, large amounts of nutrients and carbon are lost in connection with manure storage (e.g., Herrero et al. 2013). In many places pig manure is not recycled; considered a waste, it is often discharged to water bodies or left to accumulate unused. Yet these farming systems can be highly N and P limited. This practice creates serious problems especially in urban and peri-urban systems by contributing to water and air pollution. Research in intensive African ruminant livestock systems, for instance, has shown that up to 70% of the manure N can be lost within six

months of excretion when manure is poorly managed (Tittonell et al. 2009).

Options to manage emissions in the livestock sector are not easy to design because they require systems thinking and awareness of key driving factors in different livestock systems. Reducing N emissions starts with feeding livestock balanced diets so that excreta are not rich in labile N, which is easily lost as ammonia and enters the N cascade (Bouwman et al. 2013). In intensive systems, mineral N can be captured effectively using bedding material, which has been increasingly excluded from livestock facilities to reduce operational costs.

Manure is increasingly handled as slurry in tanks or anaerobic lagoons, which may reduce direct nitrous oxide emissions during storage but can increase methane and ammonia loss and also increase the risk of emissions during land spreading (Velthof and Mosquera 2011). However, optimising land spreading of manures (in terms of timing or placement) to maximise N and P replacement value can minimise ammonia losses while also displacing mineral fertiliser (Bourdin et al. 2014).

In intensive systems, emissions of ammonia and nitrous oxide can be managed by spatially shifting livestock pens or the facilities where they overnight. Other options in more-intensive grazing systems may include nitrification inhibitors, stand-off pads, delayed manure spreading collected in milking sheds, although the fate of the full applied N and its partitioning between direct and indirect emissions as a result of the specific option chosen must be evaluated.

### Uncertainties in demand-side technical mitigation potential

There are several unresolved issues regarding modelling and quantification of marginal emissions identified in the literature. Diet shift studies often focus on beef production emission intensities, although the cattle industry in many locations includes both meat and dairy production; these activities may be integrated in different types of farming systems (Flysjö et al. 2012) with significantly lower emission intensities (Gerber et al. 2013a; Flysjö et al. 2012). Links between ruminant meat production, the dairy sector (primarily cows and goats), and wool production in sheep are often overlooked in diet shift studies. Recent data indicate there are approximately 278 million dairy cows worldwide, which make significant contributions to meat production (approximately 304 million head slaughtered per year) by providing calves (lactating cows must calve to produce milk) and dairy cows (replacements by younger females) FAOSTAT (2018).

Attributional LCA values are often applied to diet shifts studies, overlooking the feedback loop (rebound effect) of demand on production system emission intensities. There are a few examples of consequential analysis of diet shifts (Tukker et al. 2011; de Oliveira Silva et al. 2016; Zech and Schneider 2019), reporting modest potential for mitigation (i.e., from 0–8%) but each of them emphasise only one particular aspect of diet shifts. Further, the application of those models to different regions of the world may require further development.



Current attributional LCA studies present inconsistencies related to the definition of system boundaries, allocation of co-products (including dairy), method of attribution of land use change, and pasture productivity effects on soil carbon stocks (Lynch 2019; Yan et al. 2011; Dudley et al. 2014). Major differences in the results are due to how land use change affects emissions and soil carbon stocks, particularly when addressing developing countries where deforestation and intensification can both take place at the same time. Deforestation-related emissions have been attributed to first land use (Bustamante et al. 2012), the activities under a given amortisation time (Persson et al. 2014), change in total land covered by the activity (Gerber et al. 2013a), or the missed potential carbon sink, i.e., the opportunity for natural vegetation recovery (Schmidinger and Stehfest 2012; Schmidt et al. 2015).

Also, variation in soil carbon stocks is not considered in most studies, while a few account for variations up to 0.3 m soil depth, and very rarely consider 1.0 m soil depth for estimating soil carbon variation. Overlooking soil carbon at deeper soil layers largely contributes to underestimating the environmental benefits of transition to more productive systems. Time considerations in soil carbon stocks dynamics also vary among studies, with some applying a standard 20-year equilibrium time instantaneously and others using dynamic (discrete or continuous) models.

The type of food replacement is another major source of uncertainty in calculating the impact of dietary changes (Smetana et al. 2015). Nutritional replacement with animal-based protein candidates such as chicken, eggs, pork, fish, and insects is likely to vary widely in different geographical contexts. While chicken and soybean are currently dominating international trade of protein sources (FAOSTAT 2018), legumes, pulses, seaweed, and yeast-derived foods are being tested as ingredients by the food industry.

In regard to food quality, reducing meat consumption may lower the iron and zinc nutritional status of certain vulnerable groups. For example, in Europe 22% of preschool children, 25% of pregnant women, and 19% of nonpregnant women already have anemia (WHO, 2008). Reductions in red meat consumption also may have food safety implications. Substituting meat with poultry or seafood might increase foodborne illnesses, whereas replacement with pulses and vegetables would reduce them (Lake et al., 2012).

GHG emissions associated with food preparation and food waste are usually unaccounted for in diet shift studies with rare exceptions (Corrado et al. 2019). Dietary supplements (vitamin, minerals and amino acids) are highly recommended for low-meat diets, but they are not considered in GHG mitigation studies of diet shifts, mostly because of lack of LCA data for supplements (Corrado et al. 2019).

The varying proportions of CO<sub>2</sub>, CH<sub>4</sub>, and N<sub>2</sub>O contributions to ruminant-related emissions, with a high proportion of the short-lived methane, make interpretation sensitive to the global warming metrics adopted (Reisinger and Clark 2018; Lynch 2019). As more intensive systems or other diet alternatives would alter the relative contributions to food of these gases, the choice of metric often

changes the ranking of mitigation options (Lynch and Pierrehumbert 2019). Most projections related to diet shifts do not account for the potential of methane inhibitors, non-symbiotic nitrogen fixation, advances in livestock and forage genetics, and other emerging technologies in the livestock sector, some of which are close to market launch (Jayanegara et al. 2018).

In a systems view, dairy and wool production can be affected if reductions in ruminant meat demand take place. While beef production systems are often characterised by low energy and protein efficiency, milk production is as efficient energetically as egg production and second after eggs in protein conversion efficiency among animal-based proteins (Eshel et al. 2016).

In summary, systems level analyses revealed wide variation in mitigation estimates of diet shifts, in part due to differing accounting for the main interactions. There is *robust evidence* that diet shifts can mitigate GHG emissions but *low agreement* on how much could be achieved and what would be the effectiveness of interventions to promote diet shifts. In high-income industrialised countries, there is scope for reducing consumption of livestock produce with tangible environmental benefits; in developing countries, high meat-based diets are less prevalent and scope for reductions may be more limited, but there are options for encouraging nutrition transitions towards healthy diets.

## Section SM5.4

### Global meat consumption

The issue of global meat consumption as a driver of GHG emission, can be weighed against the requirements of healthy diet. Healthy and sustainable diets are high in coarse grains, pulses, fruits and vegetables, and nuts and seeds; low in energy-intensive animal-sourced and discretionary foods (such as sugary beverages and fats); and have a carbohydrate threshold. Based on the potential impact of suboptimal diets on non-communicable diseases (NCD) mortality and morbidity, the World Health Organization (WHO) and the EAT-LANCET report (Willett et al. 2019) highlighted the need for improving diets across nations and made recommendations on how to balance nutrition to prevent malnutrition. The source of protein is not limited to meat; it is found in fish, vegetable and insects. The range of options in balancing protein sources runs primarily into cultural resistance, food habits, economic conditions and the social and economic factors influencing how the food system affects climate and land.

Most recent analyses, like the EAT-LANCET (Willett et al. 2019) work, show that reductions in consumption, especially of red meat, apply to over-consumers, while scope remains for growth in consumption in Low- and Middle-Income Countries (LMICs).

From the climate and land perspectives, there is a difference between red meat production and other meat production (Willett et al. 2019). The impacts of meat production will depend on resource use

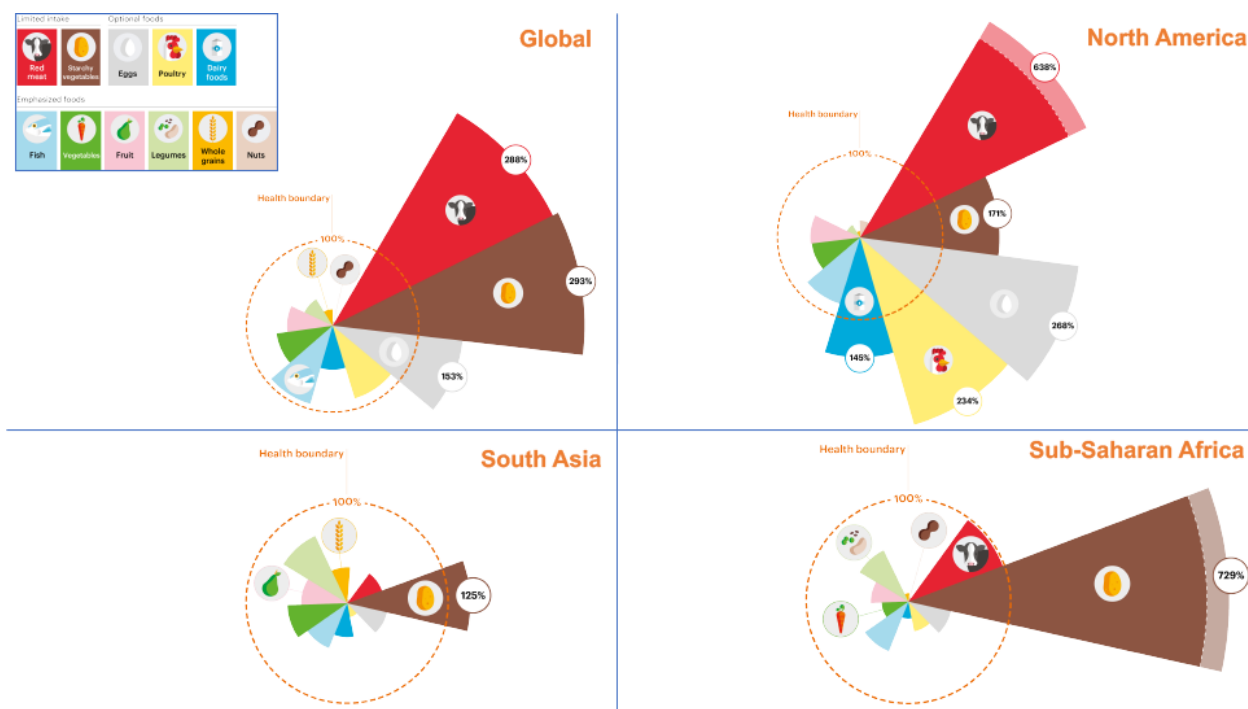


Figure SM5.3 | The “diet gap” between current dietary patterns and intakes of food in the planetary health diet (Willett et al. 2019).

intensity to produce meat calories, the land and climate footprints of the processing and supply chains, and the scale of the production systems (i.e., livestock on crop by-products vs. pasture vs. intensive grain-fed) (Willett et al. 2019). Hence, the question is not about eating less meat for everyone, but to adopt sustainable supply and consumption practices across a broad range of food systems.

The biggest challenge to achieve changes in meat consumption is on how to start a transition that has increasing diversity of food sources with lower land and water requirements and GHG emissions. This could be a gradual transition that recognises the need for just transitions for people whose livelihoods depend on (red) meat production. In this regard, all parts of the food system, including production, trade, and consumption, play important roles.

## Section SM5.5

### Governance

Governance of climate change and governance of food systems have been developed independently of each other. This section highlights the main characteristics of food and climate governance and assesses what options may exist for establishing arrangements that link the two. See Chapter 7 for important characteristics of governance and institutions; here we describe those relevant for enhancing the interactions between climate change and food systems.

In the governance of climate change, Huitema et al. (2016) highlighted differences between mitigation and adaptation. Mitigation often requires global agreements and national policies while adaptation requires local and regional considerations. However, in the case of

food systems this difference does not apply, because mitigation measures also require local actions (e.g., at the farm level), while adaptation actions may also require measures at global and national levels (such as emergency food aid for climate disasters and food safety nets).

Governance of food systems holds particular challenges because it is only recently that a systems approach has been embraced by policy-makers. Rivera-Ferre et al. (2013) proposed principles for food systems management considering them as complex socioecological systems (SES) including: learning, flexibility, adaptation, participation, diversity enhancement, and precaution. These principles are part of the framework of adaptive governance (see Chapter 7). Termeer et al. (2018) developed a diagnostic framework with five principles to assess governance options appropriate to food systems: 1) system-based problem framing; 2) connectivity across boundaries to span siloed governance structures and include non-state actors; 3) adaptability to flexibly respond to inherent uncertainties and volatility; 4) inclusiveness to facilitate support and legitimacy; and 5) transformative capacity to overcome path dependencies and create conditions to foster structural change.

Both the food and climate systems require integrated governance and institutions (*high confidence*). These need to span government levels and actors across a wide range of sectors including agriculture, environment, economic development, health, education, and welfare (Misselhorn et al. 2012). For climate and food system management, the creation of government entities or ministerial units responsible for coordinating among these ministries (horizontal coordination) and for cutting across different administrative levels (vertical coordination) have been proposed (Orr et al. 2017).

However, integration is not easy. Termeer et al. (2018) analysed three South African governance arrangements that explicitly aim for a holistic system-based approach. They found that they were not delivering the expected outcomes due to reversion to technical one-dimensional problem framing. Issues included dominance of single departments, limited attention to monitoring and flexible responses, and exclusion of those most affected by food insecurity. Newell et al. (2018) analysed the governance process of climate smart agriculture (CSA) from global to local scales for Kenya and found a triple disconnect between global, national, and local scales. Different levels of authority and actors imposed their own framing of CSA, and how to implement it. As a result of the competition among different actors, siloed policy practices were reproduced.

Food systems governance must also include governance of the resources needed to produce food, which vary from land tenure (see chapter 7) and seed sovereignty (see Chapter 6), to other resources such as soil fertility. Montanarella and Vargas (2012) proposed a supranational structure to guarantee soil conservation on all continents, such as the Global Soil Partnership. This can also apply for the governance of food and climate systems.

Polycentric and multiscale governance structures have been proposed for coping with climate change to address both mitigation and adaptation (Ostrom 2010), and were suggested by Rivera-Ferre et al. (2013) for food systems. A polycentric approach provides more opportunities for experimentation and learning across levels (Cole 2015), entails many policy experiments from which policymakers at various levels of governance can learn (Ostrom 2010), and contributes to building trust among stakeholders (e.g., nation states, public and private sectors, civil society). Polycentric approaches have been suggested for the Sustainable Development Goals (SDGs) (Monkelbaan 2019).

Another governance option suggested for the SDGs (Monkelbaan 2019) are already implemented in global atmospheric and marine agreements (e.g., the Montreal protocol (De Búrca et al. 2014; Armeni 2015) is global experimentalist governance). Global experimentalist governance is an institutionalised process of participatory and multilevel collective problem-solving, in which the problems (and the means of addressing them) are framed in an open-ended way, and subjected to periodic revision by peer review in the light of locally generated knowledge (De Búrca et al. 2014). This favours learning, participation and cooperation (Armeni 2015). This form of governance can establish processes that enable unimagined alternatives.

## Institutions

As Candel (2014) highlighted, based on a systematic review of food security governance focused on hunger, global governance of food security is lacking because there is no institution with a mandate to address concerns across sectors and levels. No international organisation deals with food security in a holistic and inclusive manner. This results in overlapping (often conflicting) norms, rules and negotiations that generate a “regime complex” (Margulis 2013), particularly in regard to agriculture and food, international trade

and human rights (e.g., UN Committee of World Food Security (CFS), WTO, G8, G20). In climate change governance there are also multiple overlapping institutions with often-conflicting rules and actors (Keohane and Victor 2011).

New multi-stakeholder governance arrangements are emerging, such as the Global Agenda for Sustainable Livestock (Breeman et al. 2015) and the CFS (Duncan 2015). Also relevant in food systems and climate change governance is that food security governance is spread across domains, sectors and spatial scales (global, regional, national, local, community, household, or individual) with a lack of coherency and coordination across multiple scales (*high confidence*). Thus, a major challenge is to coordinate all these domains, sectors and scales.

It is important to consider the variety of actors involved in food security governance at all levels (international bodies, civil society organisations (CSOs), nation states, public sector groups, and private sector entities), with different agendas and values. But new in this regard is the participation of CSOs that can provide the policy-making process with bottom-up knowledge to identify food insecurity issues and locally relevant responses. CSOs can also contribute to multi-sector and multi-scale approaches by bridging government agencies and levels (Candel 2014). Thus, to facilitate coordination and coherence, new adaptive governance enables interactions across multiple levels and scales (Pereira and Ruysenaar 2012) and the use of “boundary organisations” (Candel 2014). To address different narratives regarding food security (Rivera-Ferre 2012; Lang and Barling 2012), a first step is to agree on basic principles and values (Margulis 2013).

In this regard, an opportunity to address food systems governance challenges arises within the UN Committee on World Food Security (CFS), where diverse actors, voices and narratives are integrated in the global food security governance. As a point of departure, the CFS could provide the platform to develop global experimentalist governance in food systems (Duncan 2015; Duncan and Barling 2012) providing a combination of bottom-up and top-down initiatives (Lambek 2019). However, the existence of overlapping structures with different focuses on food security and power may hinder the potential of this institution. (Margulis and Duncan 2016).

Mainstreaming of collaborative and more inclusive modes of governance, such as those displayed at the CFS, are needed to effectively address the impacts of a changing planet on food systems (Barling and Duncan 2015) and improve the balance of sustainable production and food consumption. Despite improvements in global food security, food systems and climate governance, the main focus is still on food security as undernutrition. New challenges will arise from the increasing evidence of the burden of obesity, for which other institutions, focused on nutrition, will be needed. The new Global Strategy Framework for Food Security and Nutrition (Committee on World Food Security 2017) of the CFS provides a new overarching framework for food security and nutrition strategies, policies and actions that includes environmental concerns within a food system approach and a broad vision of food and nutrition security. This framework fits within the “governance through goals” provided by the SDGs (Biermann et al. 2017).

Both in climate change and food systems, the sub-national governance at the level of cities and communities is also becoming relevant in terms of responses (*high evidence, high agreement*). From a climate change perspective (see Chapter 7 for more examples) transnational municipal networks, particularly transnational municipal climate networks, have played a key role in climate change mitigation and have potential to facilitate adaptation (Fünfgeld 2015; Busch et al. 2018; Rosenzweig et al. 2018). Efficient food systems require subnational governments to include food policy councils (Feenstra 2002; Schiff 2008) and cities networks to address food systems challenges (e.g., Sustainable Food Cities in the UK or Agroecological Cities in Spain). Transition Towns are engaged in common principles towards sustainable development, including food systems transformation for food security (Sage 2014), health and well-being (Richardson et al. 2012), and climate change (Taylor Aiken 2015).

### Scope for expanded policies

The interaction of production-based support through agricultural policy, coupled with agricultural research investment and the development of frameworks to liberalise trade has led to a range of consequences for global and local food systems. Together, these policies have shaped the food system and incentivised global intensification of agriculture, and significant gains in global production. However, jointly they have also incentivised a concentration on a small number of energy-dense commodity crops grown at large scales (*high confidence*) (just eight crops supply 75% of the world's consumed calories (West et al. 2014)). The production of these commodity crops underpin global dietary transitions, leading to dietary homogenisation (based primarily on starchy grains/tubers, vegetable oil, sugar and livestock produce) (Khoury et al. 2014).

Global intensification of agriculture, as well as increasing the supply of affordable calories, has impacted soil, water, air quality and

biodiversity in major and negative ways (Dalin et al. 2017; Tamea et al. 2016; Newbold et al. 2015; García-Ruiz et al. 2015; Amundson et al. 2015; Paulot and Jacob 2014). Importantly in the context of this report, a narrow focus on productivity has led to a food system that emits a large proportion of GHGs (Section 5.4), is fragile in the face of climate shocks (Section 5.3) and from which food is used inefficiently (through waste and over-consumption, Section 5.5.2.5). Mitigation of climate change, as well as adaptation, can then arise from a transformation of the food system to one that provides nutrition and health (Willett et al. 2019; Springmann et al. 2018b,a; Godfray et al. 2018; Ramankutty et al. 2018; Chaudhary et al. 2018). There is therefore *medium confidence*, that continued focus on the past drivers of the food system will be detrimental for climate change and food security.

Addressing this challenge requires action across the food system to enhance synergies and co-benefits and minimise trade-offs among multiple objectives of food security, adaptation and mitigation (Sapkota et al. 2017; Palm et al. 2010; Jat et al. 2016; Sapkota et al. 2015) (Section 5.6), as well as broader environmental goods exemplified by the SDG framework such as water, air-quality, soil health and biodiversity (Obersteiner et al. 2016; Pradhan et al. 2017). In short, this requires greater policy alignment and coherence between traditionally separate policy domains to recognise the systemic nature of the problem. For example, aligning the policy goals of sustainable land management for the purposes of managing both food security and biodiversity (Meyfroidt 2017; Wittman et al. 2017), or public health and agricultural policies (Thow et al. 2018) that can drive mitigation, as well as the enabling conditions of land rights, tenure and ownership. Significant co-benefits can arise from integrated food systems policies, as well as integrated approaches to generating evidence to underpin coherent policy, exemplified, for example, by the EU's integrated research and innovation strategy "Food2030" that aligns agriculture, environment, nutrition and research policy (European Commission 2018).

### References

- Abbas, G. et al., 2017: Quantification the impacts of climate change and crop management on phenology of maize-based cropping system in Punjab, Pakistan. *Agric. For. Meteorol.*, **247**, 42–55, doi:10.1016/j.agrformet.2017.07.012.
- Aberman, N.L., and C. Tirado, 2014: Impacts of Climate Change on Food Utilization. In: *Global Environmental Change*, [Freedman, B. (ed.)]. Springer, Dordrecht, Netherlands, pp. 717–724.
- Abid, M., U.A. Schneider, and J. Scheffran, 2016: Adaptation to climate change and its impacts on food productivity and crop income: Perspectives of farmers in rural Pakistan. *J. Rural Stud.*, **47**, 254–266, doi:10.1016/j.JRURSTUD.2016.08.005.
- Abiona, B.G., E.O. Fakoya, and J. Esun, 2016: The Impacts of Climate Change on the Livelihood of Arable Crop Farmers in Southwest, Nigeria. In: *Innovation in Climate Change Adaptation* [Leal Filho W. (ed.)]. Springer, Cham, Switzerland, pp. 289–296.
- ADAS UK Ltd, 2015: *Study to Model the Impact of Controlling Endemic Cattle Diseases and Conditions on National Cattle Productivity, Agricultural Performance and Greenhouse Gas Emissions*. Final Report prepared for Defra/AHVLA, UK, 210 pp.
- Amundson, R., A.A. Berhe, J.W. Hopmans, C. Olson, A.E. Sztein, and D.L. Sparks, 2015: Soil and human security in the 21st century. *Science*, **348**, doi:10.1126/science.1261071.
- Armeni, C., 2015: Global Experimentalist Governance, International Law and Climate Change Technologies. *Int. Comp. Law Q.*, **64**, 875–904, doi:10.1017/S0020589315000408.
- Asseng, S. et al., 2013: Uncertainty in simulating wheat yields under climate change. *Nat. Clim. Chang.*, **3**, 827–832, doi:10.1038/nclimate1916.
- Asseng, S. et al., 2015: Rising temperatures reduce global wheat production. *Nat. Clim. Chang.*, **5**, 143–147, doi:10.1038/nclimate2470.
- Bahrami, H., L.J. De Kok, R. Armstrong, G.J. Fitzgerald, M. Bourgault, S. Henty, M. Tausz, and S. Tausz-posch, 2017: The proportion of nitrate in leaf nitrogen, but not changes in root growth, are associated with decreased grain protein in wheat under elevated [CO<sub>2</sub>]. *J. Plant Physiol.*, **216**, 44–51, doi:10.1016/j.jplph.2017.05.011.
- Barling, D., and J. Duncan, 2015: The dynamics of the contemporary governance of the world's food supply and the challenges of policy redirection. *Food Secur.*, **7**, 415–424, doi:10.1007/s12571-015-0429-x.



- Bassu, S. et al., 2014: How do various maize crop models vary in their responses to climate change factors? *Glob. Chang. Biol.*, **20**, 2301–2320, doi:10.1111/gcb.12520.
- Bebber, D.P., T. Holmes, and S.J. Gurr, 2014: The global spread of crop pests and pathogens. *Glob. Ecol. Biogeogr.*, **23**, 1398–1407, doi:10.1111/geb.12214.
- Biermann, F., N. Kanie, and R.E. Kim, 2017: Global governance by goal-setting: the novel approach of the UN Sustainable Development Goals. *Curr. Opin. Environ. Sustain.*, **26–27**, 26–31, doi:10.1016/J.COSUST.2017.01.010.
- Blanchard, J.L., Watson, R.A., Fulton, E.A., Cottrell, R.S., Nash, K.L., Bryndum-Buchholz, A., Büchner, M., Carozza, D.A., Cheung, W.W., Elliott, J. and Davidson, L.N., 2017. Linked sustainability challenges and trade-offs among fisheries, aquaculture and agriculture. *Nature Ecology & Evolution*, **1**(9), p.1240, doi: 10.1038/s41559-017-0258-8.
- Bourdin, F., R. Sakrabani, M.G. Kibblewhite, and G.J. Lanigan, 2014: Effect of slurry dry matter content, application technique and timing on emissions of ammonia and greenhouse gas from cattle slurry applied to grassland soils in Ireland. *Agric. Ecosyst. Environ.*, **188**, 122–133, doi:10.1016/j.agee.2014.02.025.
- Bouwman, L. et al., 2013: Exploring global changes in nitrogen and phosphorus cycles in agriculture induced by livestock production over the 1900–2050 period. *Proc Natl Acad Sci*, **110**, 20882–20887, doi:10.1073/pnas.1206191109.
- Breeman, G., J. Dijkman, and C. Termeer, 2015: Enhancing food security through a multi-stakeholder process: the global agenda for sustainable livestock. *Food Secur.*, **7**, 425–435, doi:10.1007/s12571-015-0430-4.
- Britz, W., and P. Witzke, 2014: *CAPRI model documentation 2014*. [https://www.capri-model.org/docs/capri\\_documentation.pdf](https://www.capri-model.org/docs/capri_documentation.pdf).
- De Búrca, G., R.O. Keohane, and C. Sabel, 2014: Global Experimentalist Governance. *Br. J. Polit. Sci.*, **44**, 477–486, doi:10.1017/S0007123414000076.
- Busch, H., L. Bendlin, and P. Fenton, 2018: Shaping local response – The influence of transnational municipal climate networks on urban climate governance. *Urban Clim.*, **24**, 221–230, doi:10.1016/j.uclim.2018.03.004.
- Bustamante, M.M.C. et al., 2012: Estimating greenhouse gas emissions from cattle raising in Brazil. *Clim. Change*, **115**, 559–577, doi:10.1007/s10584-012-0443-3.
- Candel, J.J.L., 2014: Food security governance: a systematic literature review. *Food Secur.*, **6**, 585–601, doi:10.1007/s12571-014-0364-2.
- Chaudhary, A., D. Gustafson, and A. Mathys, 2018: Multi-indicator sustainability assessment of global food systems. *Nat. Commun.*, **9**, 848, doi:10.1038/s41467-018-03308-7.
- Cole, D.H., 2015: Advantages of a polycentric approach to climate change policy. *Nat. Clim. Chang.*, **5**, 114–118, doi:10.1038/nclimate2490.
- Committee on World Food Security, 2017: *Global Strategic Framework for Food Security and Nutrition*, Food and Agriculture Organization of the United Nations, Rome, <http://www.fao.org/cfs/home/activities/gsf/en/> (Accessed March 2, 2019).
- Corrado, S., G. Luzzani, M. Trevisan, and L. Lamastra, 2019: Contribution of different life cycle stages to the greenhouse gas emissions associated with three balanced dietary patterns. *Sci. Total Environ.*, **660**, 622–630, doi:10.1016/J.SCITOTENV.2018.12.267.
- Cramer, W., G.W. Yohe, M. Auffhammer, C. Huggel, U. Molau, M.A.F. da S. Dias, and R. Leemans, 2014: Detection and attribution of observed impacts. *Climate Change 2014: Impacts, Adaptation, and Vulnerability of Working Group II to the Fifth Assessment Report of the Intergovernmental Panel on Climate Change* [Field, C.B., V.R. Barros, D.J. Dokken, K.J. Mach, M.D. Mastrandrea, T.E. Bilir, M. Chatterjee, K.L. Ebi, Y.O. Estrada, R.C. Genova, B. Girma, E.S. Kissel, A.N. Levy, S. MacCracken, P.R. Mastrandrea, and L.L. White (eds.)]. Cambridge University Press, Cambridge, United Kingdom and New York, NY, USA, 979–1038.
- Dalin, C., Y. Wada, T. Kastner, and M.J. Puma, 2017: Groundwater depletion embedded in international food trade. *Nature*, **543**, 700–704, doi:10.1038/nature21403.
- Dudley, Q.M., A.J. Liska, A.K. Watson, and G.E. Erickson, 2014: Uncertainties in life cycle greenhouse gas emissions from U.S. beef cattle. *J. Clean. Prod.*, **75**, 31–39, doi: 10.1016/j.jclepro.2014.03.087.
- Duncan, J., 2015: *Global Food Security Governance*. Routledge, London, United Kingdom, 254 pp.
- Duncan, J., and D. Barling, 2012: Renewal through Participation in Global Food Security Governance: Implementing the International Food Security and Nutrition Civil Society Mechanism to the Committee on World Food Security. *Int. J. of the Socio. of Agri. and Food*, **19**, 143–161.
- EPA, 2012: *Global Anthropogenic Non-CO<sub>2</sub> Greenhouse Gas Emissions: 1990–2030*. EPA 430-R-12–006, Office of Atmospheric Programs, Climate Change Division, U.S. Environmental Protection Agency, Washington DC, USA, 188 pp.
- Eshel, G., A. Shepon, E. Noor, and R. Milo, 2016: Environmentally Optimal, Nutritionally Aware Beef Replacement Plant-Based Diets. *Environ. Sci. Technol.*, **50**, 8164–8168, doi:10.1021/acs.est.6b01006.
- European Commission, 2018: *Recipe for change: An agenda for a climate-smart and sustainable food system for a healthy Europe*. EC Food 2030 Expert Group, European Commission, Brussels, Belgium, 1–140 pp.
- FAO, 2013: *Food wastage footprint: Impacts on natural resources*. Summary Report, Food and Agriculture Organization of the United Nations, Rome, Italy, 63 pp.
- FAO, 2016: *The State of Food and Agriculture. Climate Change, Agriculture, and Food Security*. Food and Agriculture Organization of the United Nations, Rome, Italy, 194 pp.
- FAO, 2017: *The future of food and agriculture: Trends and challenges*. Food and Agriculture Organization of the United Nations, Rome, Italy, 180 pp.
- FAO, IFAD, UNICEF, WFP, and WHO, 2018: *The State of Food Security and Nutrition in the World 2018. Building climate resilience for food security and nutrition*. Food and Agriculture Organization of the United Nations, Rome, Italy, 202 pp.
- FAOSTAT, 2018: *Food and Agriculture Organization Corporate Statistical Database (FAOSTAT)*. <http://www.fao.org/faostat/en/#home> (Accessed December 3, 2017).
- Feenstra, G., 2002: Creating space for sustainable food systems: Lessons from the field. *Agric. Human Values*, **19**, 99–106, doi:10.1023/A:1016095421310.
- Flysjö, A., C. Cederberg, M. Henriksson, and S. Ledgard, 2012: The interaction between milk and beef production and emissions from land use change – critical considerations in life cycle assessment and carbon footprint studies of milk. *J. Clean. Prod.*, **28**, 134–142, doi:10.1016/J.JCLEPRO.2011.11.046.
- Frank, S. et al., 2018: Structural change as a key component for agricultural non-CO<sub>2</sub> mitigation efforts. *Nat. Commun.*, **9**, 1060, doi:10.1038/s41467-018-03489-1.
- Franzaring, J., I. Holz, and A. Fangmeier, 2013: Responses of old and modern cereals to CO<sub>2</sub>-fertilisation. *Crop Pasture Sci.*, **64**, 943–956, doi:10.1071/cp13311.
- Fratkin, E., E.A. Roth, and M.A. Nathan, 2004: Pastoral Sedentarization and Its Effects on Children’s Diet, Health, and Growth Among Rendille of Northern Kenya. *Hum. Ecol.*, **32**, 531–559, doi:10.1007/s10745-004-6096-8.
- Fujimori, S., T. Masui, and M. Yuzuru, 2012: *AIM/CGE [basic] manual*. Discussion Paper Series, Centre for Social and Environmental System Research, NIES, Toskuba, Japan, 87 pp.
- Fünfgeld, H., 2015: Facilitating local climate change adaptation through transnational municipal networks. *Curr. Opin. Environ. Sustain.*, **12**, 67–73, doi:10.1016/J.COSUST.2014.10.011.
- García-Ruiz, J.M., S. Beguería, E. Nadal-Romero, J.C. González-Hidalgo, N. Lana-Renault, and Y. Sanjuán, 2015: A meta-analysis of soil erosion rates across the world. *Geomorphology*, **239**, 160–173, doi:http://dx.doi.org/10.1016/j.geomorph.2015.03.008.
- Gerald, N. et al., 2012: *Food security and climate change. A report by the High Level Panel of Experts on Food Security and Nutrition of the Committee on World Food Security*. Food and Agriculture Organization of the United Nations, Rome, Italy, 102 pp.

- Gerber, P.J., Steinfeld, H., Henderson, B., Mottet, A., Opio, C., and J. Dijkman, 2013a: *Greenhouse gas emissions from ruminant supply chains: A global life cycle assessment*. Report prepared by Food and Agriculture Organization of the United Nations, Rome, Italy 214 pp.
- Gerber, P.J. et al., 2013b: *Tackling climate change through livestock: A global assessment of emissions and mitigation opportunities*. Food and Agriculture Organization of the United Nations, Rome, Italy, 139 pp.
- Gill, M., P. Smith, and J.M. Wilkinson, 2010: Mitigating climate change: the role of domestic livestock. *Animal*, **4**, 323–333, doi:10.1017/S1751731109004662.
- Godfray, H.C.J. et al., 2018: Meat consumption, health, and the environment. *Science*, **361**, 1–10, doi:10.1126/science.aam5324.
- Gupta, R., E. Somanathan, and S. Dey, 2017: Global warming and local air pollution have reduced wheat yields in India. *Clim. Change*, **140**, 593–604, doi:10.1007/s10584-016-1878-8.
- Harvey, C.A., Z.L. Rakotobe, N.S. Rao, R. Dave, H. Razafimahatratra, R.H. Rabarijohn, H. Rajaofara, and J.L. Mackinnon, 2014: Extreme vulnerability of smallholder farmers to agricultural risks and climate change in Madagascar. *Philos. Trans. R. Soc. Lond. B. Biol. Sci.*, **369**, 1–12, doi:10.1098/rstb.2013.0089.
- Hasegawa, T. et al., 2018: Risk of increased food insecurity under stringent global climate change mitigation policy. *Nat. Clim. Chang.*, **8**, 699–703, doi:10.1038/s41558-018-0230-x.
- Havlik, P. et al., 2014: Climate change mitigation through livestock system transitions. *Proc. Natl. Acad. Sci.*, **111**, 3709–3714, doi:10.1073/pnas.1308044111.
- He, J., 2015: Chinese public policy on fisheries subsidies: Reconciling trade, environmental and food security stakes. *Mar. Policy*, **56**, 106–116, doi:10.1016/j.marpol.2014.12.021.
- Hegerl, G.C., O. Hoegh-Guldberg, G. Casassa, M.P. Hoerling, R.S. Kovats, C. Parmesan, D.W. Pierce, and P.A. Stott, 2010: Good practice guidance paper on detection and attribution related to anthropogenic climate change. *Meeting Report of the Intergovernmental Panel on Climate Change Expert Meeting on Detection and Attribution of Anthropogenic Climate Change* [Stocker, T., C. Field, Q. Dahe, V. Barros, G.K. Plattner, M. Tignor, P. Midgley and K.Ebi (eds.)]. IPCC Working Group I Technical Support Unit, University of Bern, Bern, Switzerland.
- Hendrix, C.S., 2018: Searching for climate–conflict links. *Nat. Clim. Chang.*, **8**, 190–191, doi:10.1038/s41558-018-0083-3.
- Herrero, M. et al., 2013: Biomass use, production, feed efficiencies, and greenhouse gas emissions from global livestock systems. *Proc. Natl. Acad. Sci. U.S.A.*, **110**, 20888–20893, doi:10.1073/pnas.1308149110.
- Hristov, A.N., et al., 2013a: SPECIAL TOPICS — Mitigation of methane and nitrous oxide emissions from animal operations: III. A review of animal management mitigation options. *J. Anim. Sci.*, **91**, 5095–5113, doi:10.2527/jas2013-6585.
- Hochman, Z., D.L. Gobbett, and H. Horan, 2017: Climate trends account for stalled wheat yields in Australia since 1990. *Glob. Chang. Biol.*, **23**, 2071–2081, doi:10.1111/gcb.13604.
- Huang, J., and F. Ji, 2015: Effects of climate change on phenological trends and seed cotton yields in oasis of arid regions. *Int. J. Biometeorol.*, **59**, 877–888, doi:10.1007/s00484-014-0904-7.
- Huitema, D., W.N. Adger, F. Berkhout, E. Massey, D. Mazmanian, S. Munaretto, R. Plummer, and C.C.J.A.M. Termeer, 2016: The governance of adaptation: Choices, reasons, and effects. Introduction to the special feature. *Ecol. Soc.*, **21**, doi:10.5751/ES-08797-210337.
- Hussain, A., G. Rasul, B. Mahapatra, and S. Tuladhar, 2016: Household food security in the face of climate change in the Hindu-Kush Himalayan region. *Food Secur.*, **8**, 921–937, doi:10.1007/s12571-016-0607-5.
- Ifeanyi-obi, C.C., A.O. Togun, and R. Lamboll, 2016: Influence of Climate Change on Cocoyam Production in Aba Agricultural Zone of Abia State, Nigeria. In: *Innovation in Climate Change Adaptation* [Leal Filho, W. (ed.)]. Springer, Cham, Switzerland, pp. 261–273.
- Izumizumi, T., M. Yokozawa, and M. Nishimori, 2011: Probabilistic evaluation of climate change impacts on paddy rice productivity in Japan. *Clim. Change*, **107**, 391–415, doi:10.1007/s10584-010-9990-7.
- IPCC, 2018: Global Warming of 1.5 °C an IPCC special report on the impacts of global warming of 1.5 °C above pre-industrial levels and related global greenhouse gas emission pathways, in the context of strengthening the global response to the threat of climate change [[V. Masson-Delmotte, P. Zhai, H.O. Pörtner, D. Roberts, J. Skea, P.R. Shukla, A. Pirani, W. Moufouma-Okia, C. Péan, R. Pidcock, S. Connors, J.B.R. Matthews, Y. Chen, X. Zhou, M.I. Gomis, E. Lonnoy, T. Maycock, M. Tignor, T. Waterfield (eds.)] In Press.
- Ishigooka, Y., et al., 2017: Large-scale evaluation of the effects of adaptation to climate change by shifting transplanting date on rice production and quality in Japan. *J. Agric. Meteorol.*, **73**, 156–173, doi:10.2480/agrmet.D-16-00024.
- Jat, M.L. et al., 2016: Climate change and agriculture: Adaptation strategies and mitigation opportunities for food security in South Asia and Latin America. *Advances in Agronomy*, **137**, 127–235, doi:10.1016/bs.agron.2015.12.005.
- Jayanegara, A., K.A. Sarwono, M. Kondo, H. Matsui, M. Ridla, E.B. Laconi, and Nahrowi, 2018: Use of 3-nitrooxypropanol as feed additive for mitigating enteric methane emissions from ruminants: a meta-analysis. *Ital. J. Anim. Sci.*, **17**, 650–656, doi:10.1080/1828051X.2017.1404945.
- Kelley, C., S. Mohtadi, M. Cane, R. Seager, and Y. Kushnir, 2017: Commentary on the Syria case: Climate as a contributing factor. *Polit. Geogr.*, **60**, 245–247, doi:10.1016/j.polgeo.2017.06.013.
- Kelley, C.P., S. Mohtadi, M.A. Cane, R. Seager, and Y. Kushnir, 2015: Climate change in the Fertile Crescent and implications of the recent Syrian drought. *Proc. Natl. Acad. Sci.*, **112**, 3241–3246, doi:10.1073/pnas.1421533112.
- Keohane, R.O., and D.G. Victor, 2011: The Regime Complex for Climate Change. *Perspect. Polit.*, **9**, 7–23, doi:10.1017/S1537592710004068.
- Khoury, C., O.K., and A. Jarvis, 2014: *The Changing Composition of the Global Diet: Implications for CGIAR Research*. CIAT Policy Brief No. 18, International Centre for Tropical Agriculture, Cali, Colombia, 6 pp.
- Kyle, G.P., P. Luckow, K.V. Calvin, W.R. Emanuel, M. Nathan, and Y. Zhou, 2011: *GCAM 3.0 Agriculture and Land Use: Data Sources and Methods*. Technical Report, Pacific Northwest National Laboratory, Richland, WA, USA, 60 pp.
- Lake, I.R., Hooper, L., Abdelhamid, A., Benthams, G., Boxall, A.B., Draper, A., Fairweather-Tait, S., Hulme, M., Hunter, P.R., Nichols, G. and Waldron, K.W., 2012. Climate change and food security: health impacts in developed countries. *Environmental Health Perspectives*, **120**(11), pp.1520–1526, doi: 10.1289/ehp.1104424.
- Lambek, N., 2019: The UN Committee on World Food Security's break from the agricultural productivity trap. *Transnatl. Leg. Theory*, **9**, 415–429, doi:10.1080/20414005.2018.1573406.
- Lang, T., and D. Barling, 2012: Food security and food sustainability: reformulating the debate. *Geogr. J.*, **178**, 313–326, doi:10.1111/j.1475-4959.2012.00480.x.
- Leng, G. and Hall, J., 2019. Crop yield sensitivity of global major agricultural countries to droughts and the projected changes in the future. *Science of the Total Environment*, **654**, pp.811–821, doi: 10.1016/j.scitotenv.2018.10.434
- Li, T.A.O. et al., 2015: Uncertainties in predicting rice yield by current crop models under a wide range of climatic conditions. *Glob. Chang. Biol.*, **21**, 1328–1341, doi:10.1111/gcb.12758.
- Li, Z. Peng, Y. Qiao Long, P. Qin Tang, J. Yang Tan, Z. Guo Li, W. Bin Wu, Y. Nan Hu, and P. Yang, 2017: Spatio-temporal changes in rice area at the northern limits of the rice cropping system in China from 1984 to 2013. *J. Integr. Agric.*, **16**, 360–367, doi:10.1016/S2095-3119(16)61365-5.
- Loladze, I., 2014: Hidden shift of the ionome of plants exposed to elevated CO<sub>2</sub> depletes minerals at the base of human nutrition. *Elife*, 2014, doi:10.7554/eLife.02245.
- Lombardozzi, D.L., G.B. Bonan, S. Levis, and D.M. Lawrence, 2018: Changes in wood biomass and crop yields in response to projected CO<sub>2</sub>, O<sub>3</sub>, nitrogen

- deposition, and climate. *J. Geophys. Res. Biogeosciences*, **123**, 3262–3282, doi:10.1029/2018JG004680.
- López-i-Gelats, F., E.D.G. Fraser, J.F. Morton, and M.G. Rivera-Ferre, 2016: What drives the vulnerability of pastoralists to global environmental change? A qualitative meta-analysis. *Glob. Environ. Chang.*, **39**, 258–274, doi:10.1016/j.gloenvcha.2016.05.011.
- Lotze-Campen, H., C. Müller, A. Bondeau, S. Rost, A. Popp, and W. Lucht, 2008: Global food demand, productivity growth, and the scarcity of land and water resources: a spatially explicit mathematical programming approach. *Agric. Econ.*, **39**, 325–338, doi:10.1111/j.1574-0862.2008.00336.x.
- Lynch, J., 2019: Availability of disaggregated greenhouse gas emissions from beef cattle production: A systematic review. *Environ. Impact Assess. Rev.*, **76**, 69–78, doi:10.1016/j.eiar.2019.02.003.
- Lynch, J., and R. Pierrehumbert, 2019: Climate Impacts of Cultured Meat and Beef Cattle. *Front. Sustain. Food Syst.*, **3**, 1–11, doi:10.3389/ fsufs.2019.00005.
- Lunt, T., Jones, A.W., Mulhern, W.S., Lezaks, D.P. and Jahn, M.M., 2016. Vulnerabilities to agricultural production shocks: An extreme, plausible scenario for assessment of risk for the insurance sector. *Climate Risk Management*, **13**, pp.1–9, doi: 10.1016/j.crm.2016.05.001
- Margulis, M., and J.A.B. Duncan, 2016: Global Food Security Governance : Key Actors, Issues, and Dynamics. In: *Critical perspectives in food studies* [Winson A., J. Sumner, and M. Koc (eds.)]. Oxford University Press, pp. 270–295.
- Margulis, M.E., 2013: The Regime Complex for Food Security: Implications for the Global Hunger Challenge. *Glob. Gov.*, **19**, 53–67, doi: 10.1163/19426720-01901005.
- McKune, S.L., E.C. Borresen, A.G. Young, T.D. Auria Ryley, S.L. Russo, A. Diao Camara, M. Coleman, and E.P. Ryan, 2015: Climate change through a gendered lens: Examining livestock holder food security. *Glob. Food Sec.*, **6**, 1–8, doi:10.1016/j.gfs.2015.05.001.
- Medek, D.E., J. Schwartz, and S.S. Myers, 2017: Estimated Effects of Future Atmospheric CO<sub>2</sub> Concentrations on Protein Intake and the Risk of Protein Deficiency by Country and Region. *Environ. Health Perspect.*, **125**, 1–8, doi:10.1289/EHP41.
- Medina, A., A. Akbar, A. Baazeem, A. Rodriguez, and N. Magan, 2017: Climate change, food security and mycotoxins: Do we know enough? *Fungal Biol. Rev.*, **31**, 143–154, doi:10.1016/j.fbr.2017.04.002.
- Meng, Q., P. Hou, D.B. Lobell, H. Wang, Z. Cui, F. Zhang, and X. Chen, 2014: The benefits of recent warming for maize production in high latitude China. *Clim. Change*, **122**, 341–349, doi:10.1007/s10584-013-1009-8.
- Meng, T., Carew, R., Florkowski, W.J. and Klepacka, A.M., 2017. Analyzing temperature and precipitation influences on yield distributions of canola and spring wheat in Saskatchewan. *Journal of Applied Meteorology and Climatology*, **56**(4), pp.897–913, doi: 10.1175/JAMC-D-16-0258.1.
- Meyfroidt, P., 2017: Trade-offs between environment and livelihoods : Bridging the global land use and food security discussions. *Glob. Food Sec.*, **16**, 9–16, doi:10.1016/j.gfs.2017.08.001.
- Mishra, A.K., and S.B. Agrawal, 2014: Cultivar Specific Response of CO<sub>2</sub> Fertilization on Two Tropical Mung Bean (*Vigna radiata* L.) Cultivars: ROS Generation, Antioxidant Status, Physiology, Growth, Yield and Seed Quality. *J. Agron. Crop Sci.*, **200**, 273–289, doi:10.1111/jac.12057.
- Misselhorn, A., P. Aggarwal, P. Ericksen, P. Gregory, L. Horn-Phathanothai, J. Ingram, and K. Wiebe, 2012: A vision for attaining food security. *Curr. Opin. Environ. Sustain.*, **4**, 7–17, doi:10.1016/j.cosust.2012.01.008.
- Mistry, M.N., I. Sue Wing, and E. De Cian, 2017: Simulated vs. empirical weather responsiveness of crop yields: US evidence and implications for the agricultural impacts of climate change. *Environ. Res. Lett.*, **12**, 1–16, doi:10.1088/1748-9326/aa788c.
- Monkelbaan, J., 2019: Overview of Governance Theories That Are Relevant for the SDGs. In: *Governance for Sustainable Development Goals* [Monkelbaan, J (ed.)]. Springer, Singapore, pp. 21–48.
- Montanarella, L., and R. Vargas, 2012: Global governance of soil resources as a necessary condition for sustainable development. *Curr. Opin. Environ. Sustain.*, **4**, 559–564, doi:10.1016/j.cosust.2012.06.007.
- Moore, F.C., and D.B. Lobell, 2015: The fingerprint of climate trends on European crop yields. *Proc. Natl. Acad. Sci of USA.*, **112**, 2670–2675, doi:10.1073/pnas.1409606112.
- Morris, G.P., S. Reis, S.A. Beck, L.E. Fleming, W.N. Adger, T.G. Benton, and M.H. Depledge, 2017: Scoping the proximal and distal dimensions of climate change on health and wellbeing. *Environ. Heal.*, **16**, 116, doi:10.1186/s12940-017-0329-y.
- Müller, C., J. Elliott, and A. Levermann, 2014: Food security: Fertilizing hidden hunger. *Nat. Clim. Chang.*, **4**, 540–541, doi:10.1038/nclimate2290.
- Myers, S.S. et al., 2014: Increasing CO<sub>2</sub> threatens human nutrition. *Nature*, **510**, 139–142, doi:10.1038/nature13179.
- Myers, S.S., K.R. Wessells, I. Kloog, A. Zanobetti, and J. Schwartz, 2015: Effect of increased concentrations of atmospheric carbon dioxide on the global threat of zinc deficiency: A modelling study. *Lancet Glob. Heal.*, **3**, e639–e645, doi:10.1016/S2214-109X(15)00093-5.
- Myers, S.S., M.R. Smith, S. Guth, C.D. Golden, B. Vaitla, N.D. Mueller, A.D. Dangour, and P. Huybers, 2017: Climate Change and Global Food Systems: Potential Impacts on Food Security and Undernutrition. *Annu. Rev. Public Health*, **38**, 259–277, doi:10.1146/annurev-publhealth-031816-044356.
- Newbold, T. et al., 2015: Global effects of land use on local terrestrial biodiversity. *Nature*, **520**, 45–50, doi:10.1038/nature14324.
- Newell, P., O. Taylor, and C. Touni, 2018: Governing Food and Agriculture in a Warming World. *Glob. Environ. Polit.*, **18**, 53–71, doi:10.1162/glep\_a\_00456.
- Obersteiner, M. et al., 2016: Assessing the land resource-food price nexus of the Sustainable Development Goals. *Sci. Adv.*, **2**, 1–10, doi:10.1126/sciadv.1501499.
- de Oliveira Silva, R., L.G. Barioni, J.A.J. Hall, M. Folegatti Matsuura, T. Zanett Albertini, F.A. Fernandes, and D. Moran, 2016: Increasing beef production could lower greenhouse gas emissions in Brazil if decoupled from deforestation. *Nat. Clim. Chang.*, **6**, 493–497, doi:10.1038/nclimate2916.
- Ongoro, E., and W. Ogara, 2012: Impact of climate change and gender roles in community adaptation: A case study of pastoralists in Samburu East District, Kenya. *Int. J. Biodivers. Conserv.*, **4**, 78–89, doi:10.5897/IJBC11.174.
- Ugochukwu, O.R., 2018: Challenges of adaptation to climate change by farmers Anambra State, Nigeria, *International journal of biosciences, agriculture and technology*, **9**, 1–7.
- Orr, B.J., et al., 2017: *Scientific Conceptual Framework for Land Degradation Neutrality. A Report of the Science-Policy Interface*. United Nations Convention to Combat Desertification, Bonn, Germany, 98 pp.
- Ostrom, E., 2010: Polycentric systems for coping with collective action and global environmental change. *Glob. Environ. Chang.*, **20**, 550–557, doi:10.1016/j.gloenvcha.2010.07.004.
- Ovalle-Rivera, O., Läderach, P., Bunn, C., Obersteiner, M. and Schroth, G., 2015. Projected shifts in *Coffea arabica* suitability among major global producing regions due to climate change. *PLoS one*, **10**(4), p.e0124155, doi: 10.1371/journal.pone.0124155.
- Palm, C.A. et al., 2010: Identifying potential synergies and trade-offs for meeting food security and climate change objectives in sub-Saharan Africa. *Proc. Natl Acad. Sci. USA*, **107**, 19661–19666, doi:10.1073/pnas.0912248107.
- Paterson, R.R.M., and N. Lima, 2011: Further mycotoxin effects from climate change. *Food Res. Int.*, **44**, 2555–2566, doi:10.1016/j.foodres.2011.05.038.
- Paulot, F., and D.J. Jacob, 2014: Hidden cost of U.S. agricultural exports: particulate matter from ammonia emissions. *Env. Sci Technol*, **48**, 903–908, doi:10.1021/es4034793.
- Pereira, L.M., and S. Ruysenaar, 2012: Moving from traditional government to new adaptive governance: the changing face of food security responses in South Africa. *Food Secur.*, **4**, 41–58, doi:10.1007/s12571-012-0164-5.



- Persson, U.M., S. Henders, and C. Cederberg, 2014: A method for calculating a land-use change carbon footprint (LUC-CFP) for agricultural commodities – applications to Brazilian beef and soy, Indonesian palm oil. *Glob. Chang. Biol.*, **20**, 3482–3491, doi:10.1111/gcb.12635.
- Pikaar, I., S. Matassa, K. Rabaey, B. Laycock, N. Boon, and W. Verstraete, 2018: The Urgent Need to Re-engineer Nitrogen-Efficient Food Production for the Planet. In: *Managing Water, Soil and Waste Resources to Achieve Sustainable Development Goals* [Hülsmann S. and Ardakanian R. (eds.)]. Springer International Publishing, Cham, Switzerland, pp. 35–69.
- Popp, A. et al., 2014: Land-use protection for climate change mitigation. *Nat. Clim. Chang.*, **4**, 1095–1098, doi:10.1038/nclimate2444.
- Porter, J.R., L. Xie, A.J. Challinor, K. Cochrane, S.M. Howden, M.M. Iqbal, D.B. Lobell, and M.I. Travasso, 2014: Food security and food production systems. In: *Climate Change 2014: Impacts, Adaptation, and Vulnerability. Part A Global and Sectoral Aspects. Contribution of Working Group II to Fifth Assessment Report of the Intergovernmental Panel on Climate Change* [Field, C.B., V.R. Barros, D.J. Dokken, K.J. Mach, M.D. Mastrandrea, T.E. Bilir, M. Chatterjee, K.L. Ebi, Y.O. Estrada, R.C. Genova, B. Gima, E.S. Kissel, A.N. Levy, S. MacCracken, P.R. Mastrandrea, and L.L. White (eds.)]. Cambridge University Press, Cambridge, United Kingdom and New York, NY, USA, pp. 485–533.
- Potopová, V., P. Zahradníček, P. Štěpánek, L. Türkott, A. Farda, and J. Soukup, 2017: The impacts of key adverse weather events on the field-grown vegetable yield variability in the Czech Republic from 1961 to 2014. *Int. J. Climatol.*, **37**, 1648–1664, doi:10.1002/joc.4807.
- Pradhan, P., L. Costa, D. Rybski, W. Lucht, and J.P. Kropp, 2017: A Systematic Study of Sustainable Development Goal (SDG) Interactions. *Earth's Futur.*, **5**, 1169–1179, doi:10.1002/2017EF000632.
- Ramankutty, N., Z. Mehrabi, K. Waha, L. Jarvis, C. Kremen, M. Herrero, and L.H. Rieseberg, 2018: Trends in Global Agricultural Land Use: Implications for Environmental Health and Food Security. *Annu. Rev. Plant Biol.*, **69**, 789–815, doi:10.1146/annurev-arplant-042817-040256.
- Rasul, G., A. Saboor, P.C. Tiwari, A. Hussain, N. Ghosh, and G.B. Chettri, 2019: Food and Nutritional Security in the Hindu Kush Himalaya: Unique Challenges and Niche Opportunities. In: *The Hindu Kush Himalaya Assessment: mountains, climate change, sustainability and people* [Wester, P., A. Mishra, A. Mukherji, and A.B. Shrestha (eds.)], Springer, Cham, Switzerland, pp. 301–338.
- Reisinger, A., and H. Clark, 2018: How much do direct livestock emissions actually contribute to global warming? *Glob. Chang. Biol.*, **24**, 1749–1761, doi:10.1111/gcb.13975.
- Richardson, J., A. Nichols, and T. Henry, 2012: Do transition towns have the potential to promote health and well-being? A health impact assessment of a transition town initiative. *Public Health*, **126**, 982–989, doi:10.1016/j.puhe.2012.07.009.
- Rivera-Ferre, M., M. Ortega-Cerdà, J. Baumgärtner, M.G. Rivera-Ferre, M. Ortega-Cerdà, and J. Baumgärtner, 2013: Rethinking Study and Management of Agricultural Systems for Policy Design. *Sustainability*, **5**, 3858–3875, doi:10.3390/su5093858.
- Rivera-Ferre, M.G., 2012: Framing of Agri-food Research Affects the Analysis of Food Security: The Critical Role of the Social Sciences. *Int. J. Sociol. Agric. Food*, **19**, 162–175.
- Rivera-Ferre, M.G., Di Masso, M., Vara, I., Cuellar, M., Calle, A., Mailhos, M., López-i-Gelats, F., Bhatta, G. and Gallar, D., 2016. Local agriculture traditional knowledge to ensure food availability in a changing climate: Revisiting water management practices in the Indo-Gangetic Plains. *Agroecology and Sustainable Food Systems*, **40**(9), pp.965–987, doi:10.1080/21683565.2016.1215368.
- Robinson, S., Strzepek, K. and Cervigni, R., 2013. The cost of adapting to climate change in Ethiopia: Sector-wise and macro-economic estimates. Ethiopia Strategy Support Program II (ESSP) working Paper, 53.
- Robinson, S. et al., 2015: *The international model for policy analysis of agricultural commodities and trade (IMPACT): Model description for version 3*. IFPRI Discussion Paper 01483, International Food Policy Research Institute, Washington DC, USA, 116 pp.
- Rosenzweig, C. and Parry, M.L., 1994. Potential impact of climate change on world food supply. *Nature*, **367**(6459), p.133, doi:10.1038/367133a0.
- Rosenzweig, C., and D. Hillel (eds.), 2015: *Handbook of Climate Change and Agroecosystems: The Agricultural Model Intercomparison and Improvement Project (AgMIP) Integrated Crop and Economic Assessments*. Imperial College Press, London, United Kingdom, 320 pp.
- Rosenzweig, C. et al., 2014: Assessing agricultural risks of climate change in the 21st century in a global gridded crop model intercomparison. *Proc. Natl. Acad. Sci. USA*, **111**, 3268–3273, doi:10.1073/pnas.1222463110.
- Rosenzweig, C., et al., 2017: Coordinating AgMIP data and models across global and regional scales for 1.5°C and 2.0°C assessments. *Phil. Trans. R. Soc. A*, **376**, doi:10.1098/rsta.2016.0455.
- Rosenzweig, C., W.D. Solecki, P. Romero-Lankao, S. Mehrotra, S. Dhakal, and S.A. Ibrahim, 2018: *Climate Change and Cities: Second Assessment Report of the Urban Climate Change Research Network*. Cambridge University Press, Cambridge, United Kingdom, 805 pp.
- Ruane, A.C. et al., 2018: Biophysical and economic implications for agriculture of +1.5° and +2.0°C global warming using AgMIP Coordinated Global and Regional Assessments. *Clim. Res.*, **76**, 17–39, doi:10.3354/cr01520.
- Sage, C., 2014: The transition movement and food sovereignty: From local resilience to global engagement in food system transformation. *J. Consum. Cult.*, **14**, 254–275, doi:10.1177/1469540514526281.
- Sapkota, T.B., M.L. Jat, J.P. Aryal, R.K. Jat, and A. Khatri-Chhetri, 2015: Climate change adaptation, greenhouse gas mitigation and economic profitability of conservation agriculture: Some examples from cereal systems of Indo-Gangetic Plains. *J. Integr. Agric.*, **14**, 1524–1533, doi:10.1016/S2095-3119(15)61093-0.
- Sapkota, T.B., J.P. Aryal, A. Khatri-chhetri, P.B. Shirsath, P. Arumugam, and C.M. Stirling, 2017: Identifying high-yield low-emission pathways for the cereal production in South Asia. *Mitig. Adapt. Strateg. Glob. Chang.*, **23**, 621–641, doi:10.1007/s11027-017-9752-1.
- Schiff, R., 2008: The Role of Food Policy Councils in Developing Sustainable Food Systems. *J. Hunger Environ. Nutr.*, **3**, 206–228, doi:10.1080/19320240802244017.
- Schlenker, W. and Roberts, M.J., 2009. Nonlinear temperature effects indicate severe damages to US crop yields under climate change. *Proceedings of the National Academy of sciences*, **106**(37), pp.15594–15598, doi: 10.1073/pnas.0906865106.
- Schmidhuber, J., and F.N. Tubiello, 2007: Global food security under climate change. *Proc. Natl. Acad. Sci. U.S.A.*, **104**, 19703–19708, doi:10.1073/pnas.0701976104.
- Schmidinger, K., and E. Stehfest, 2012: Including CO<sub>2</sub> implications of land occupation in LCAs—method and example for livestock products. *Int. J. Life Cycle Assess.*, **17**, 962–972, doi:10.1007/s11367-012-0434-7.
- Schmidt, J.H., B.P. Weidema, and M. Brandão, 2015: A framework for modelling indirect land use changes in Life Cycle Assessment. *J. Clean. Prod.*, **99**, 230–238, doi:10.1016/j.jclepro.2015.03.013.
- Schweiger, O. et al., 2010: Multiple stressors on biotic interactions: how climate change and alien species interact to affect pollination. *Biol. Rev.*, **85**, 777–795, doi:10.1111/j.1469-185X.2010.00125.x.
- Selby, J., O.S. Dahi, C. Fröhlich, and M. Hulme, 2017: Climate change and the Syrian civil war revisited. *Polit. Geogr.*, **60**, 232–244, doi:10.1016/j.polgeo.2017.05.007.
- Smetana, S., A. Mathys, A. Knoch, and V. Heinz, 2015: Meat alternatives: life cycle assessment of most known meat substitutes. *Int. J. Life Cycle Assess.*, **20**, 1254–1267, doi:10.1007/s11367-015-0931-6.
- Smith, M.R., and S.S. Myers, 2018: Impact of anthropogenic CO<sub>2</sub> emissions on global human nutrition. *Nat. Clim. Chang.*, **8**, 834–839, doi:10.1038/s41558-018-0253-3.

- Smith, M.R., C.D. Golden, and S.S. Myers, 2017: Potential rise in iron deficiency due to future anthropogenic carbon dioxide emissions. *GeoHealth*, **1**, 248–257, doi:10.1002/2016GH000018.
- Springmann, M. et al., 2018a: Options for keeping the food system within environmental limits. *Nature*, **562**, 519–525, doi:10.1038/s41586-018-0594-0.
- Springmann, M., K. Wiebe, D. Mason-D’Croz, T.B. Sulser, M. Rayner, and P. Scarborough, 2018b: Health and nutritional aspects of sustainable diet strategies and their association with environmental impacts: a global modelling analysis with country-level detail. *Lancet. Planet. Heal.*, **2**, e451–e461, doi:10.1016/S2542-5196(18)30206-7.
- Stehfest, E., D. van Vuuren, T. Kram and L. Bouwman (eds.), 2014: *Integrated assessment of global environmental change with IMAGE 3.0: Model description and policy applications*. PBL Netherlands Environmental Assessment Agency, Hague, Netherlands, 366 pp.
- Tamea, S., F. Laio, and L. Ridolfi, 2016: Global effects of local food-production crises: a virtual water perspective. *Sci. Rep.*, **6**, 1–15, doi:10.1038/srep18803.
- Tao, F. et al., 2014: Responses of wheat growth and yield to climate change in different climate zones of China, 1981–2009. *Agric. For. Meteorol.*, **189–190**, 91–104, doi:10.1016/j.agrformet.2014.01.013.
- Tariq, M. et al., 2018: The impact of climate warming and crop management on phenology of sunflower-based cropping systems in Punjab, Pakistan. *Agric. For. Meteorol.*, **256–257**, 270–282, doi:10.1016/j.agrformet.2018.03.015.
- Taylor Aiken, G., 2015: (Local-) community for global challenges: carbon conversations, transition towns and governmental elisions. *Local Environ.*, **20**, 764–781, doi:10.1080/13549839.2013.870142.
- Teh, L.C.L., and U.R. Sumaila, 2013: Contribution of marine fisheries to worldwide employment. *Fish. Fish.*, **14**, 77–88, doi:10.1111/j.1467-2979.2011.00450.x.
- Termeer, C.J.A.M., S. Drimie, J. Ingram, L. Pereira, and M.J. Whittingham, 2018: A diagnostic framework for food system governance arrangements: The case of South Africa. *NJAS - Wageningen J. Life Sci.*, **84**, 85–93, doi:10.1016/j.njas.2017.08.001.
- Thompson, B., M.J. Cohen, and J. Meerman (eds.), 2012: *The Impact of Climate Change and Bioenergy on Nutrition*. Food and Agriculture Organization of the United Nations and Springer, Rome, Italy and Dordrecht, Netherlands, 103 pp.
- Thow, A.M., and Coauthors, 2018: How can health, agriculture and economic policy actors work together to enhance the external food environment for fruit and vegetables? A qualitative policy analysis in India. *Food Policy*, **77**, 143–151, doi:10.1016/j.foodpol.2018.04.012.
- Tigchelaar, M., Battisti, D.S., Naylor, R.L. and Ray, D.K., 2018. Future warming increases probability of globally synchronized maize production shocks. Proceedings of the National Academy of Sciences, 115(26), pp.6644–6649, doi: 10.1073/pnas.1718031115.
- Tirado, M.C., and J. Meerman, 2012: Climate change and food and nutrition security. In: *The Impact of climate change and bioenergy on nutrition* [Thompson, B., M.J. Cohen, and J. Meerman (eds.)]. Food and Agriculture Organization of the United Nations and Springer, Rome, Italy and Dordrecht, Netherlands, pp. 43–60.
- Tittensor, D.P. et al., 2017: A protocol for the intercomparison of marine fishery and ecosystem models: Fish-MIP v1.0. *Geosci. Model Dev.*, **11**, 1421–1442, doi:10.5194/gmd-11-1421-2018.
- Tittonell, P., M.T. van Wijk, M. Herrero, M.C. Rufino, N. de Ridder, and K.E. Giller, 2009: Beyond resource constraints - Exploring the biophysical feasibility of options for the intensification of smallholder crop-livestock systems in Vihiga district, Kenya. *Agric. Syst.*, **101**, 1–19, doi:10.1016/j.agsy.2009.02.003.
- Tubiello, F.N., 2019. Greenhouse Gas Emissions Due to Agriculture. In: Ferranti, P., Berry, E.M., Anderson, J.R. (Eds.), *Encyclopedia of Food Security and Sustainability*, vol. 1, pp. 196–205. Elsevier.
- Tukker, A., R.A. Goldbohm, A. de Koning, M. Verheijden, R. Kleijn, O. Wolf, I. Pérez-Domínguez, and J.M. Rueda-Cantuche, 2011: Environmental impacts of changes to healthier diets in Europe. *Ecol. Econ.*, **70**, 1776–1788, doi:10.1016/j.ecolecon.2011.05.001.
- Uddin, S., M. Löw, S. Parvin, G.J. Fitzgerald, S. Tausz-Posch, R. Armstrong, and M. Tausz, 2018: Yield of canola (*Brassica napus* L.) benefits more from elevated CO<sub>2</sub> when access to deeper soil water is improved. *Environ. Exp. Bot.*, **155**, 518–528, doi:10.1016/j.envexpbot.2018.07.017.
- UNCCD, 2017: *Global Land Outlook*. United Nations Convention to Combat Desertification (UNCCD), Bonn, Germany, 340 pp.
- Velthof, G.L., and J. Mosquera, 2011: *Calculation of nitrous oxide emission from agriculture in the Netherlands*. Alterra, Wageningen, Netherlands, 66 pp.
- Vermeulen, S.J., B.M. Campbell, and J.S.I. Ingram, 2012: Climate change and food systems. *Annu. Rev. Environ. Resour.*, **37**, 195–222, doi:10.1146/annurev-environ-020411-130608.
- Wang, E. et al., 2017: The uncertainty of crop yield projections is reduced by improved temperature response functions. *Nat. Plants*, **3**, 17102, doi:10.1038/nplants.2017.102.
- Wellesley, L., F. Preston, J. Lehne, and R. Bailey, 2017: Chokepoints in global food trade: Assessing the risk. *Res. Transp. Bus. Manag.*, **25**, 15–28, doi:10.1016/j.rtbm.2017.07.007.
- West, P.C. et al., 2014: Leverage points for improving global food security and the environment. *Science*, **345**, 325–328, doi:10.1126/science.1246067.
- Wiebe, K. et al., 2015: Climate change impacts on agriculture in 2050 under a range of plausible socioeconomic and emissions scenarios. *Environ. Res. Lett.*, **10**, 1–16, doi:10.1088/1748-9326/10/8/085010.
- Willenbockel, D., 2012: *Extreme Weather Events and Crop Price Spikes in a Changing Climate: Illustrative global simulation scenarios*. Oxfam Research Reports, Oxfam International, Oxford, United Kingdom, 59 pp.
- Willett, W. et al., 2019: Food in the Anthropocene: the EAT-Lancet Commission on healthy diets from sustainable food systems. *The Lancet*, **393**, 447–492, doi:10.1016/S0140-6736(18)31788-4.
- Wise, M., and K. Calvin, 2011: *GCAM3.0 Agriculture and Land Use: Technical Description of Modeling Approach*. Pacific Northwest National Laboratory, Richland, WA, USA.
- Wittman, H., M.J. Chappell, D.J. Abson, R.B. Kerr, J. Blesh, J. Hanspach, I. Perfecto, and J. Fischer, 2017: A social-ecological perspective on harmonizing food security and biodiversity conservation. *Reg. Environ. Chang.*, **17**, 1291–1301, doi:10.1007/s10113-016-1045-9.
- Woltjer, G., M. Kuiper, A. Kavallari, H. Van Meijl, J. Powell, M. Rutten, L. Shutes, and A. Tabeau, 2014: *The MAGNET model*. LEI Report 14–057, LEI Wageningen UR (University and Research Centre), Wageningen, Netherlands, 148 pp.
- Yan, M.-J., J. Humphreys, and N.M. Holden, 2011: An evaluation of life cycle assessment of European milk production. *J. Environ. Manage.*, **92**, 372–379, doi:10.1016/j.jenvman.2010.10.025.
- Yu, Y.Q., W. Zhang, and Y. Huang, 2014: Impact assessment of climate change, carbon dioxide fertilization and constant growing season on rice yields in China. *Clim. Change*, **124**, 763–775, doi:10.1007/s10584-014-1129-9.
- Zech, K.M., and U.A. Schneider, 2019: Carbon leakage and limited efficiency of greenhouse gas taxes on food products. *J. Clean. Prod.*, **213**, 99–103, doi:10.1016/j.jclepro.2018.12.139.
- Zhao, C. et al., 2017: Temperature increase reduces global yields of major crops in four independent estimates. *Proc. Natl. Acad. Sci. U.S.A.*, **114**, 9326–9331, doi:10.1073/pnas.1701762114.
- Zhu, C. et al., 2018: Carbon dioxide (CO<sub>2</sub>) levels this century will alter the protein, micronutrients, and vitamin content of rice grains with potential health consequences for the poorest rice-dependent countries. *Sci. Adv.*, **4**, 1–8, doi:10.1126/sciadv.aag1012.
- Zimmermann, A., H. Webber, G. Zhao, F. Ewert, J. Kros, J. Wolf, W. Britz, and W. De Vries, 2017: Climate change impacts on crop yields, land use

and environment in response to crop sowing dates and thermal time requirements. *Agric. Syst.*, **157**, 81–92, doi:10.1016/j.agsy.2017.07.007.

Zscheischler, J., Westra, S., Van Den Hurk, B.J., Seneviratne, S.I., Ward, P.J., Pitman, A., AghaKouchak, A., Bresch, D.N., Leonard, M., Wahl, T. and Zhang, X., 2018. Future climate risk from compound events. *Nature Climate Change*, 8(6), pp.469–477, doi:10.1038/s41558-018-0156-3